



SHARKS AND RAYS LISTED ON CITES

CONVENTION ON INTERNATIONAL TRADE IN
ENDANGERED SPECIES OF WILD FLORA AND FAUNA

WHOLE CARCASS





© Wildlife Conservation Society 2024

Citation Jabado RW. 2024. Sharks and rays listed on the Convention on International Trade in Endangered Species of Wild Flora and Fauna (CITES): Whole carcass. Wildlife Conservation Society, New York. pp. 194

Illustrations © Marc Dando, Wild Nature Press

All material appearing in this publication is copyrighted and may be reproduced only with permission.




TABLE OF CONTENTS

INTRODUCTION P | 5

PURPOSE OF THIS GUIDE P | 6

GUIDE TO ORDERS INCLUDED IN THIS GUIDE P | 7

HOW TO USE THIS GUIDE? P | 8-10

Key anatomical features P | 11-13

Fin positions and shapes P | 14-15

Key to order of rays P | 16

Key to order of sharks P | 17

Key to families of the order Rhinopristiformes and Myliobatiformes P | 18-19

Key to families of the order Carcharhiniformes, Lamniformes, and Orectolobiformes P | 20-22

ORDER LAMNIFORMES | MACKEREL SHARKS




P | 23

Family Cetorhinidae | Basking Shark P | 24

Family Alopiidae | Thresher sharks P | 25-27

Family Lamnidae | Mackerel sharks P | 28-31

ORDER ORECTOLOBIFORMES | CARPETSHARKS




P | 32

Family Rhincodontidae | Whale Shark P | 32

TABLE OF CONTENTS

ORDER CARCHARHINIFORMES | GROUND SHARKS




P | 33

Family Carcharhinidae | Requiem sharks P | 33–92

Family Sphyrnidae | Hammerhead sharks P | 93–102

ORDER RHINOPRISTIFORMES | SHOVELNOSE RAYS



P | 103

Family Pristidae | Sawfishes P | 103–108

Family Rhinidae | Wedgefishes P | 109–120

Family Rhinobatidae | Guitarfishes P | 121–161

Family Glaucostegidae | Giant guitarfishes P | 162–169

ORDER MYLIOBATIFORMES | STINGRAYS AND THEIR RELATIVES



P | 170

Family Mobulidae | Manta and devil rays P | 170–179

Family Potamotrygonidae | Neotropical stingrays P | 180–187

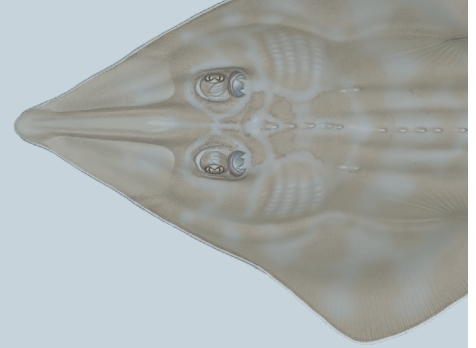
GLOSSARY P | 188

INTERNATIONAL TREATIES P | 189

SHARKS, RAYS, AND CITES P | 190

ABOUT THIS GUIDE P | 191


GUIDANCE DOCUMENTS P | 192–193



INTRODUCTION

Sharks and rays are one of the most threatened groups of vertebrates with an estimated 37% of species threatened with extinction according to the International Union for Conservation of Nature (IUCN) Red List of Threatened Species. Overfishing is the primary threat with many species harvested in significant numbers each year for their fins, meat, gill plates (for mantas and devil rays, family Mobulidae), skins, liver oil, and/or cartilage. Since 2003, an increasing number of shark and ray species have been listed in the Appendices of the Convention on International Trade in Endangered Species of Wild Fauna and Flora (CITES). This has been partly due to concerns over global population declines associated with increased fishing pressure in industrial and small-scale fisheries. These derivative products are among the most valuable seafood products traded in international markets, and monitoring and enforcement are crucial to ensuring this trade is legal, sustainable, and traceable.

Over time, considerable progress has been made to address capacity needs in countries that exploit and trade in sharks and rays. Since 2014, over 60 regional and domestic shark and ray workshops have taken place globally to assist with the implementation of CITES listings. Visual identification tools (i.e., guides), coupled with advances in genetic approaches to species identification, have been effectively used to ensure CITES Parties meet their obligations under the Convention. However, notable implementation and enforcement challenges remain, including the need to address species identification at landing sites and/or in fish markets. In many of the world's largest shark and ray fishing nations, species-specific information on landings and product exports are still lacking. Even in fisheries where sharks and rays are landed whole – with key morphological features on the head and fins intact – species-specific data collection remains a challenge due to lack of identification materials and insufficient training of field staff. However, species-specific landings data are critical for understanding abundance, distribution, and basic ecology. Accurate reporting of shark and ray catches to the species level is also crucial for improving domestic and international management and conservation strategies as well as assisting with traceability.





PURPOSE OF THIS GUIDE

This guide was created to enable visual identification of the 150 shark and ray species listed in Appendix I and II of CITES that might be captured and/or landed and eventually enter the trade. It was developed to aid fisheries or trade inspectors in accurately identifying a full/whole carcass to the species level. It is intended for field use to assist the fishing industry, fisheries observers, enforcement bodies, researchers, policy makers, and non-specialists.

The guide is designed to follow a simple structure to guide users with no previous knowledge of sharks and rays with identification of whole carcasses. It serves as an identification tool that is quick and easy to use when faced with the identification of carcasses present at landing sites and/or fish markets. Technical terms are kept to minimum and identification features are mostly those that can be readily observed on freshly caught animals without the need for dissection or further examination. Several keys in the form of flowcharts are provided so that a shark or ray can be systematically identified to its appropriate family grouping and readers can be guided to the relevant page for details. Species accounts provide information on the key identifying features that allow users to differentiate between species.

Since many of the species listed on CITES are also listed on the Appendices of the Convention on the Conservation of Migratory Species of Wild Animals (CMS) and its daughter agreement, the Sharks Memorandum of Understanding (Sharks MOU), this information is also provided in the species accounts (see page 189 for additional information).

Note on potential limitations for using this field guide – This guide provides a general reference for the identification of full carcasses for all shark and ray species listed in Appendix I and II of CITES at the time of publication. However, it is important to note that the taxonomic status and naming of species, the IUCN Red List of Threatened Species statuses, and information on the distribution and sizes of species are likely to change after publication based on new scientific information. This guide is therefore not the sole definitive source for taxonomic or species status. The IUCN Red List, as well as peer-reviewed publications, should be consulted periodically for updates on species.



GUIDE TO ORDERS INCLUDED IN THIS GUIDE

The 150 shark and ray species included in this guide belong to five Orders and 11 families. They represent those species that are listed on the Appendices of CITES.

The species are color coded by Order to allow for quick navigation. Readers should first check the caught or landed specimen against this information and follow the color code or page numbers to reach the species accounts.



LAMNIFORMES

- Five gill slits on each side of the head
 - No nictitating eyelids
 - Small anal fin present and two dorsal fins without spines
 - Mouth behind front of eyes
- P | 23–31



ORECTOLOBIFORMES

- Five gill slits on each side of the head
 - Mouth broad and well in front of eyes
 - Caudal peduncle with lateral keels
- P | 32




MYLIOBATIFORMES

- Body flattened with enlarged pectoral fins
 - Gill slits on underside of body
 - Single lobe on pelvic fins with thin tail
- P | 169–186




CARCHARHINIFORMES

- Five gill slits on each side of the head
 - Nictitating eyelids present
 - Anal fin present and two dorsal fins without spines
 - Mouth behind front of eyes
- P | 33–92



RHINOPRISTIFORMES

- Body flattened with elongated snout (with or without saw-like blade)
 - Gill slits on underside of body
 - Two prominent dorsal fins
- P | 103–168




HOW TO USE THIS GUIDE


The first step for users is to refer to the flowcharts on pages 16–22. These flow charts are set up to ask a series of statements consisting of two choices, either Yes or No, that describe key characteristics that are seen on whole carcasses. These features can be used to quickly and easily distinguish species listed on CITES Appendix I and II from species not listed. Within these flowcharts, any species groupings referring to species not listed on CITES are noted with a red hand (🚫).

The user begins the identification process based on whether they are trying to identify a shark or a ray by determining the position of the gills and the shape of the body. Each major grouping (Order) of sharks and rays is color coded and, within each of these sections, species are arranged alphabetically by family and then scientific name (i.e., by genus name then by species name). To be able to confirm the identification of a species, it is important for the reader to **check each of the key features described here** including the general body shape, coloration, position of the fins, and presence or absence of an interdorsal ridge.

Each species account/page in this guide contains detailed information including:

- The English common name, scientific name (binomial name: genus and species), and species authority (the name of author[s] who named it and the year in which it was named). These follow those adopted by Ebert et al. (2021) for sharks, Last et al. (2016) for rays, and the most current IUCN Red List assessments (www.iucnredlist.org). Parentheses around the author(s) and date indicate that the species was originally placed in a different genus.
- The global IUCN Red List status of each species (data extracted in April 2024). Species are assigned to one of eight categories: EX - Extinct; EW - Extinct in the Wild; CR - Critically Endangered; EN - Endangered; VU - Vulnerable; NT - Near Threatened; LC - Least Concern; or DD - Data Deficient. Those assessed as CR, EN, or VU are considered threatened. The color of each status symbol used follows the standard colors for each category as defined by the IUCN Red List.





- A three letter identification code which is the official Food and Agriculture Organization of the United Nations (FAO) code unique to each species. For some species, an FAO code has yet to be assigned and the **X** symbol has been used instead. Other codes refer to generic categories as follows ('nei' indicates 'not elsewhere included'): CWZ* – *Carcharhinus* sp. nei; RSK* – Carcharhinidae requiem sharks nei; SPN* – *Sphyrna* spp. hammerhead sharks, etc nei; RZN* – *Rhynchobatus* spp. wedgefishes; GUZ* – *Rhinobatos* spp. guitarfishes nei; GZL* – *Glaucostegus* spp. guitarfishes nei; GTF* – Rhinobatidae guitarfishes nei; QEX* – *Potamotrygon* spp. South American freshwater stingrays nei.

- The known average size-at-birth and maximum total length (TL) for sharks, wedgefishes, and giant guitarfishes, and disc width (DW) for manta and devil rays and South American freshwater stingrays (in centimeters) (see pages 11–13). TL is measured as a straight line from the tip of the snout to the tip of the extended upper caudal fin lobe. DW is measured as a straight line from the tip of one pectoral fin to the other tip. Readers should note that it is possible to find individuals of each species smaller or larger than the reported minimum and maximum sizes. 'NA' indicates that this information is currently not available.

- The key external features used to identify a species in the field. Not all distinguishing features have been provided but instead the focus was retained on features that are the most important in the field for rapid identification.

- A color illustration representing each species from a lateral (sharks) or dorsal (rays) view. The colors of live or freshly caught animals are illustrated unless otherwise specified for a certain life-stage. It is important to note that colors might differ if animals have been dead for many hours before being landed with subtle color patterns often barely detectable after death. Details of color changes are provided for manta and devil rays only.

- A map of the known distribution of each species with dark blue shading indicating confirmed distributions of species and light green shading indicating possible distribution. These maps reflect current knowledge but it is important to note that in some cases, you may find animals outside of these ranges. Decisions on the distribution of species based on updated information not yet published in the assessments. For example, the distribution of the Bottlenose Wedgefish (*Rhynchobatus australiae*) has not been mapped in the Arabian/Persian Gulf because new information has emerged indicating it does not occur in this body of water. For sawfishes (family Pristidae), areas where they have reportedly been extirpated have not been included. Furthermore, it should be noted the freshwater range of some species are not mapped (e.g., Largetooth Sawfish *Pristis pristis*).



**EACH SPECIES ACCOUNT INCLUDES
(from top to bottom)**

Common name – the name according to the IUCN Red List of Threatened Species account (www.iucnredlist.org).

Scientific name – the binomial name (genus and species).

Family name – the family the species belongs to.

Species illustration – color illustrations highlighting key external characteristics including shape, color, and distinctive features to check when identifying specimens.

Size – the known size at birth and maximum total length (TL; sharks, sawfishes, wedgefishes, and guitarfishes) or disc width (DW; manta and devil rays) in centimeters (cm).

Depth – the known minimum and maximum depth ranges.

Species authority – the name(s) of authors who named the species along with the year in which it was named.

Management – summary of relevant international treaties, the appendix on which a species is listed, and the year the species was listed (not date of entry into force). This includes CITES, CMS, and the Sharks MoU.

Order name – the order the species belongs to.

Conservation status: the global status according to the IUCN Red List of Threatened Species is indicated with a two-letter code.

FAO code – a three-letter code unique to the species based on the FAO ASFIS list.

BASKING SHARK / *Cetorhinus maximus*

FAMILY	CETORHINIDAE	SPECIES AUTHORITY	(GUNNERUS, 1765)
MIN SIZE	~150 CM TL	CITES	APPENDIX II (2003)
MAX SIZE	1,973 CM TL	CITES	APPENDIX I & II (2005)
DEPTH RANGE	0-1,264 M	CHS	2010
		SHARKS MOU	

LAMNIFORMES
EN
BSK
24

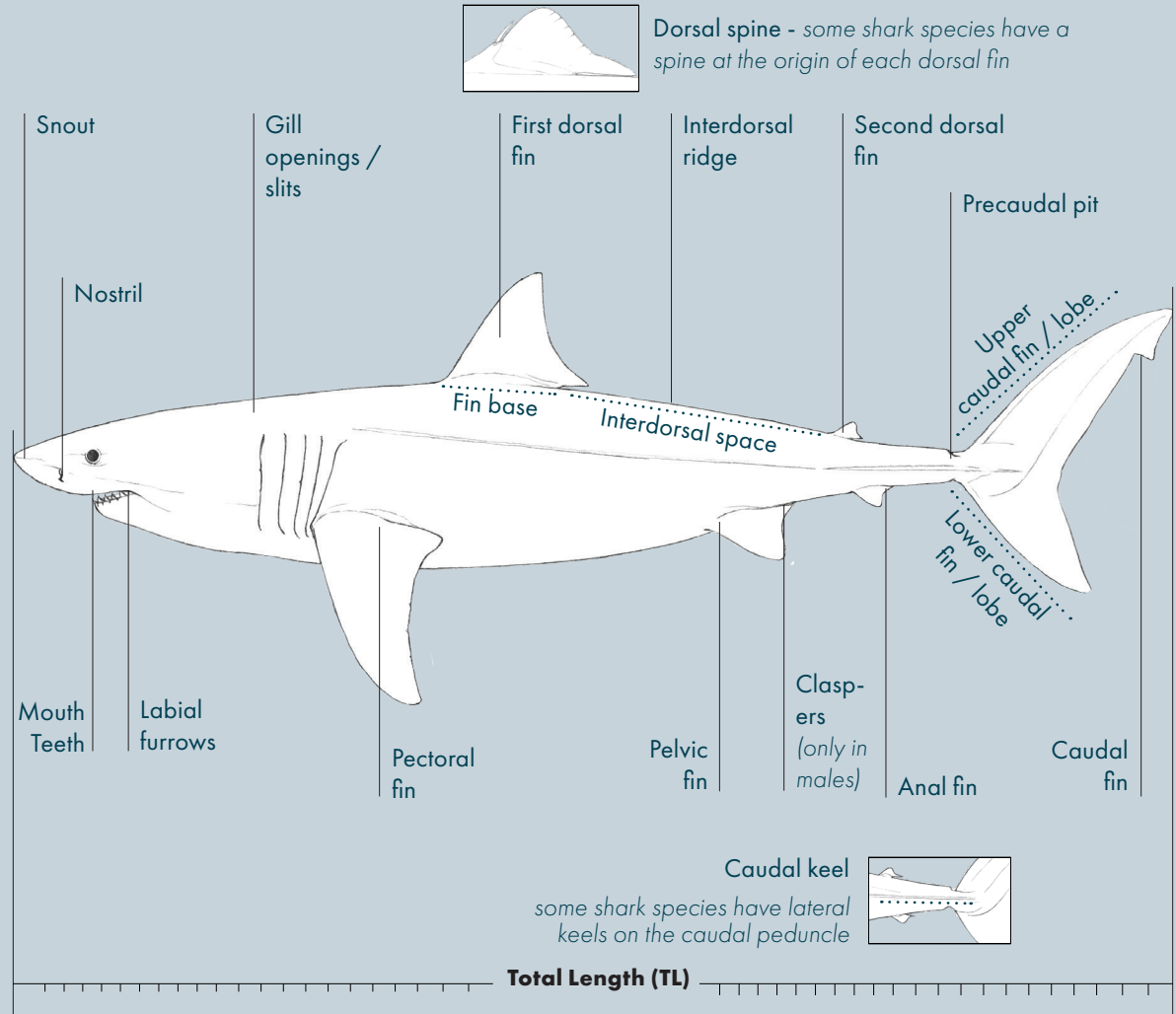
Abbreviations for IUCN Red List categories in order of decreasing threat are:

- | | |
|---------------------------------|---------------------------|
| EX Extinct | VU Vulnerable |
| EW Extinct in the Wild | NT Near Threatened |
| CR Critically Endangered | LC Least Concern |
| EN Endangered | DD Data Deficient |

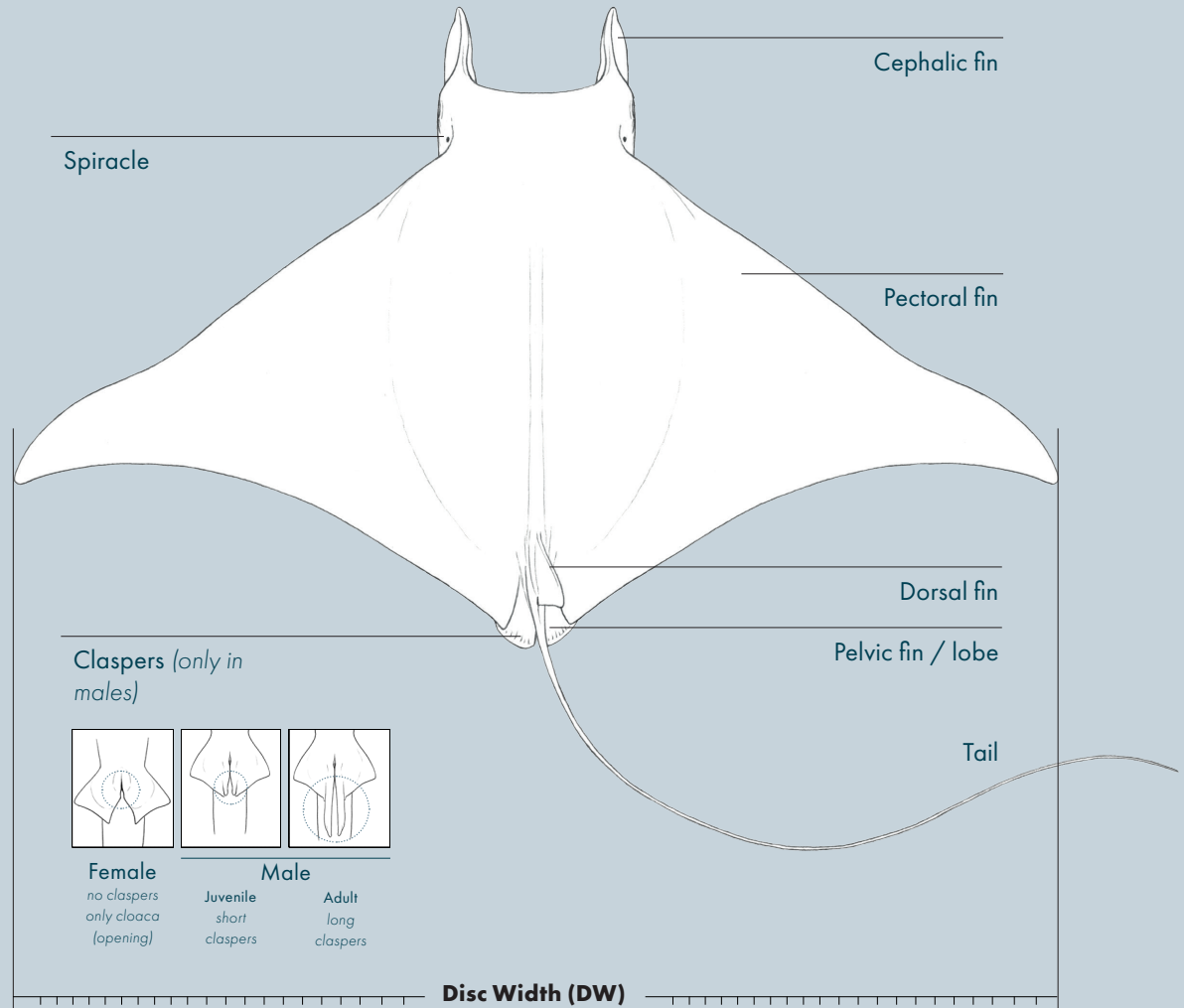
SHARK

KEY ANATOMICAL FEATURES

The lateral view illustrations highlight the terminology used in this guide to describe key features and external characteristics used in the identification of full carcasses. The list of technical terms provided are limited to those used in this guide.



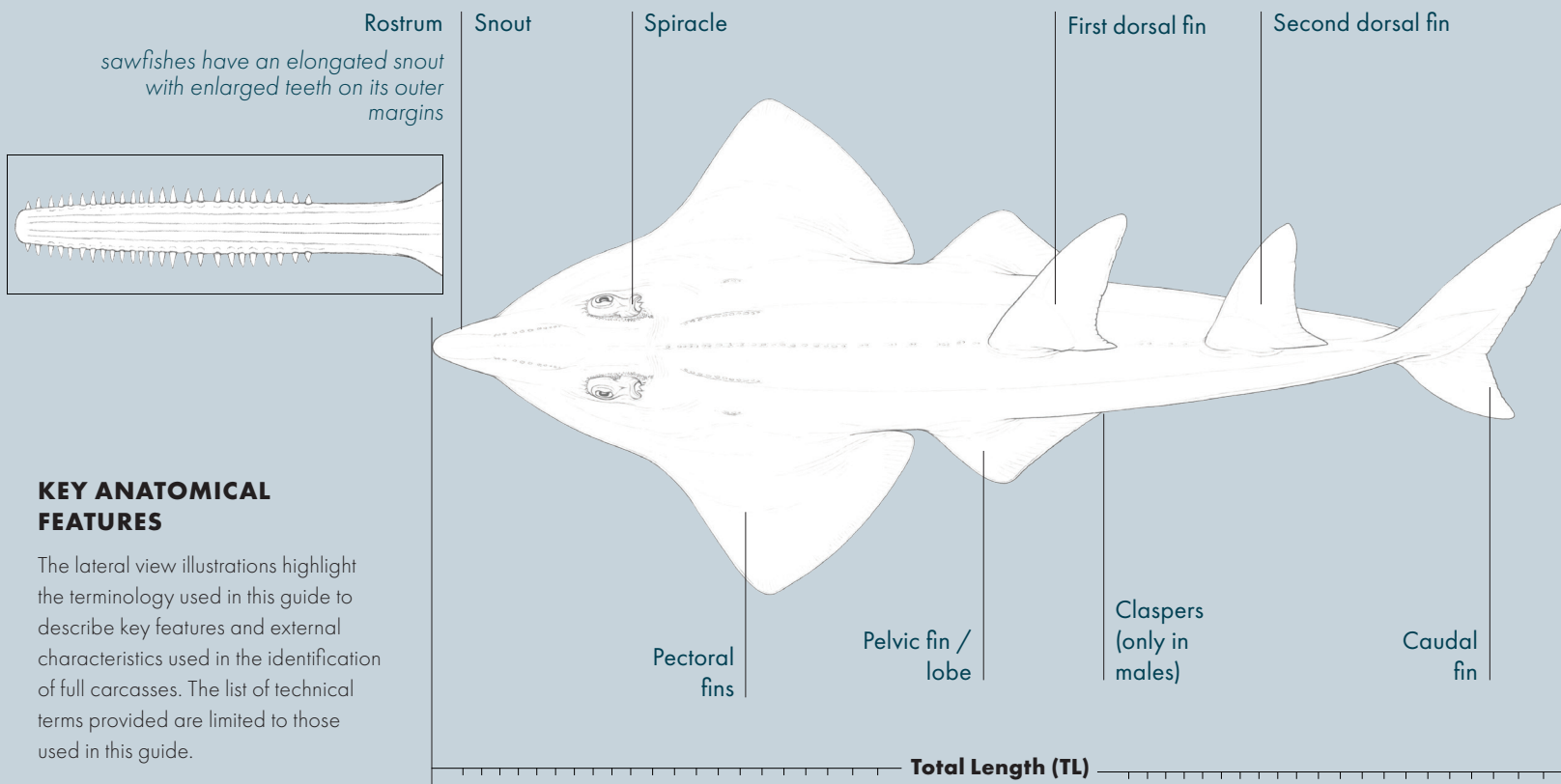
RAY



KEY ANATOMICAL FEATURES

The lateral view illustrations highlight the terminology used in this guide to describe key features and external characteristics used in the identification of full carcasses. The list of technical terms provided are limited to those used in this guide.

WEDGEFISH/ GUITARFISH/
GIANT GUITARFISH/
SAWFISH

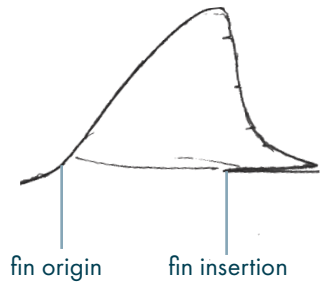
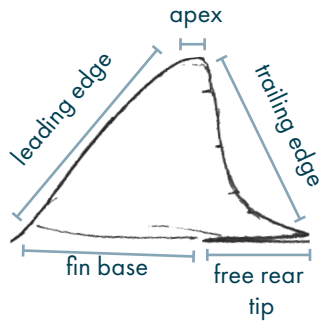


KEY ANATOMICAL FEATURES

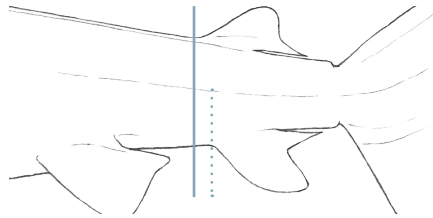
The lateral view illustrations highlight the terminology used in this guide to describe key features and external characteristics used in the identification of full carcasses. The list of technical terms provided are limited to those used in this guide.

FIN POSITIONS AND SHAPES

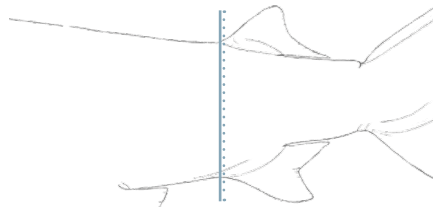
Dorsal fins



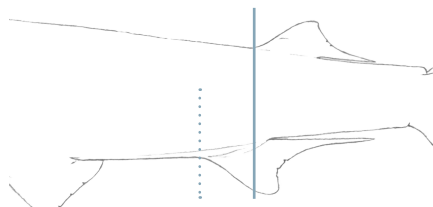
Second dorsal and anal fin positions



D2 before anal fin origin

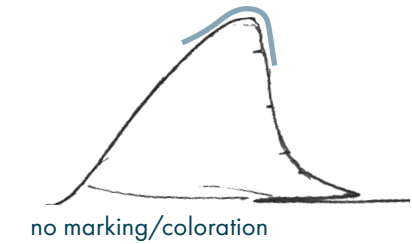


D2 over anal fin origin

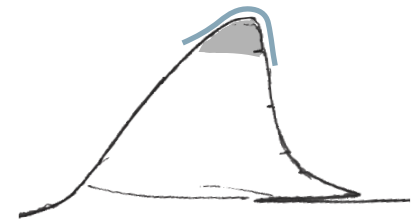


D2 behind anal fin origin

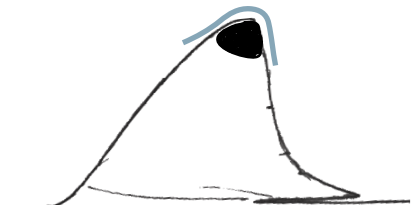
Fin coloration



no marking/coloration




dusky tip




black tip

FIN POSITIONS AND SHAPES

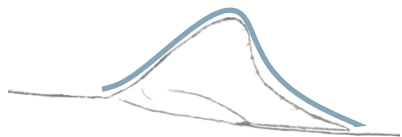
Second dorsal fin apex



rounded



pointed




strongly concave

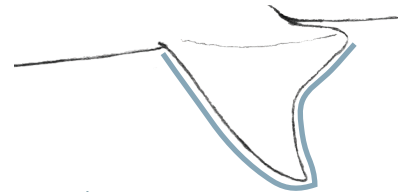
Pelvic fins



nearly straight



slightly concave

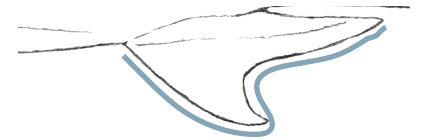


strongly concave

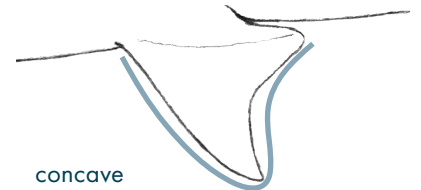
Anal fins



nearly straight

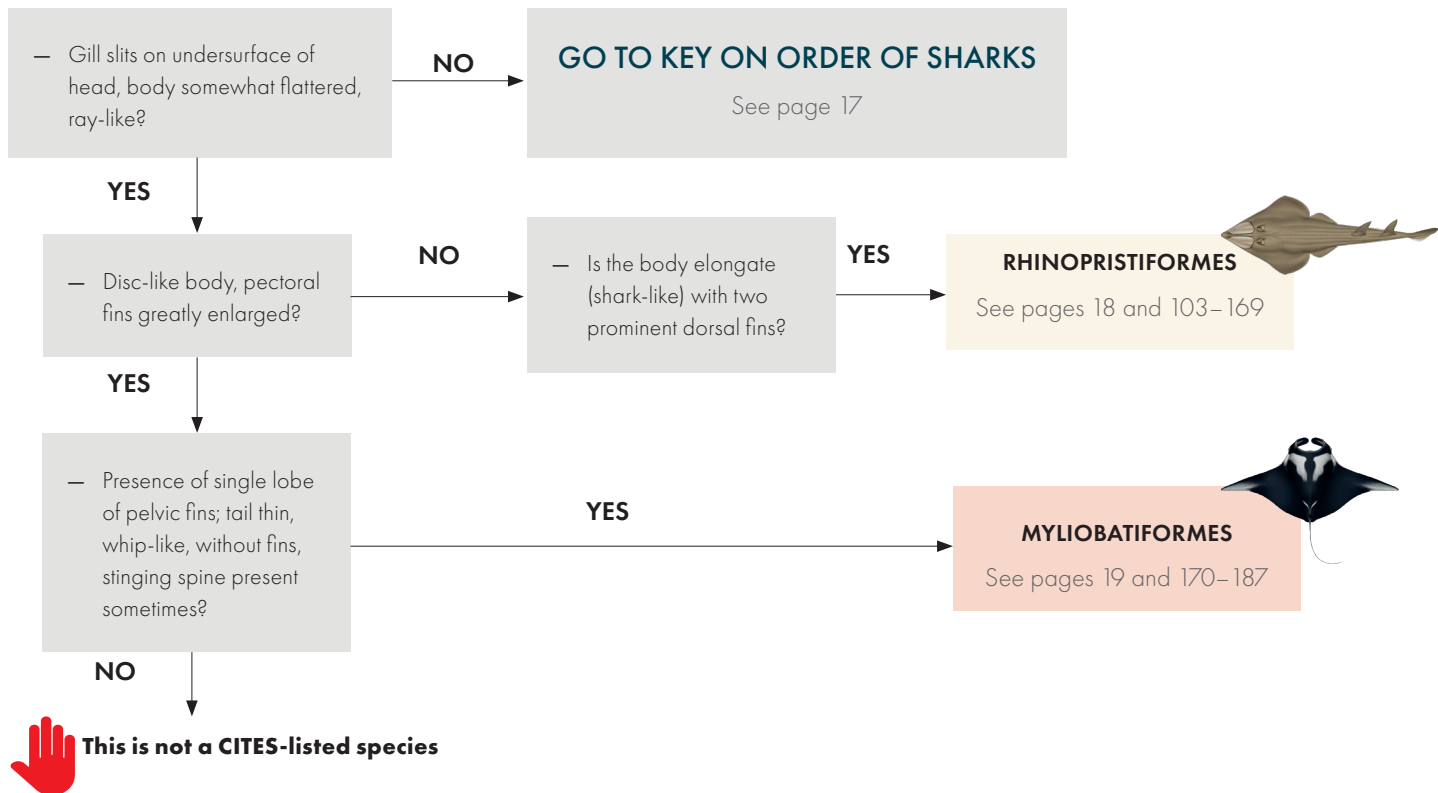


deeply notched

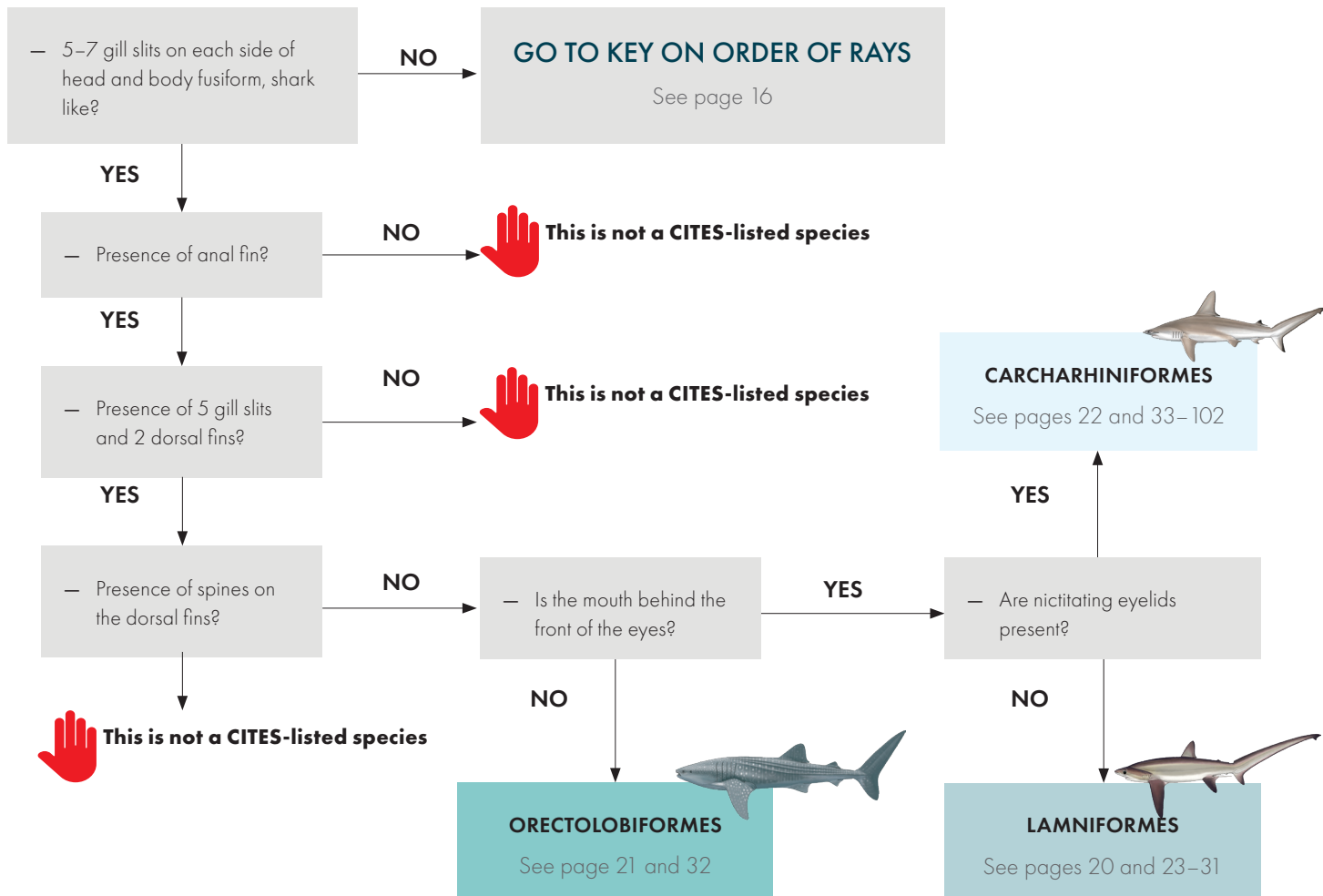


concave

KEY TO ORDER OF RAYS



KEY TO ORDER OF SHARKS




KEY TO FAMILIES OF THE ORDER RHINOPRISTIFORMES

START

RHINOPRISTIFORMES

SHOVELNOSE RAYS



- Snout elongated, flattened with saw-like blade / enlarged teeth along lateral margin of rostrum


Family Pristidae Sawfishes



- Snout elongated, flattened, short to long, without saw-like or rostral teeth

- Pectoral fins do not reach origin of pelvic fins
- Caudal fin with distinct, well developed lower lobe
- First dorsal fin origin over or before pelvic fins

Family Rhinidae Wedgefishes



- Pectoral fins reach origin of pelvic fins or overlap
- Caudal fin without a distinct lower lobe
- First dorsal fin origin well behind pelvic fins

- Nostrils long and narrow, anterior or nasal opening rectangular
- No color on body
- Body surface rough with thorns and large denticles

Family Glaucostegidae Giant guitarfishes



- Nostrils not greatly elongate, anterior nasal opening circular or oval
- Often with patterns on body
- Body surface with fine denticles

Family Rhinobatidae Guitarfishes

- Nasal flaps joined medially
- Nostrils short and almost horizontal
- Mouth and upper lip distinctly curved
- All species with patterns on body
- Body surface with fine denticles



This is not a CITES-listed species

**KEY TO FAMILIES OF THE ORDER
MYLIOBATIFORMES**

START

MYLIOBATIFORMES
STINGRAYS AND THEIR RELATIVES



- Anterior part of head not extended beyond disc
- Eyes located dorsally and well inward from disc margin
- Pectoral disc covers head



This is not a CITES-listed species

- Anterior part of head extended beyond disc
- Eyes located on side of head
- Pectoral disc does not cover head

- Snout modified into pair of elongated flaps (cephalic lobes) extending forward from side of head

- Snout formed as a single, convex, lobe-like or pair of lobes



This is not a CITES-listed species



- Mouth terminal with evenly aligned jaw
Manta rays



- Mouth ventral with undercut bottom jaw
Devil rays

Family Mobulidae
Manta and devil rays

KEY TO FAMILIES OF THE ORDER LAMNIFORMES

START

LAMNIFORMES
MACKEREL SHARKS



- Caudal keels usually absent
- Asymmetrical tail

- Caudal keels present on either side of caudal peduncle
- Caudal fin lunate (upper and lower lobe almost equal length)



- Long tail, upper lobe equal to or over half of total length with distinct lower lobe
- Long narrow pectoral fins
- Large pelvic fins
- Very small second dorsal and anal fins

Family Alopiidae
Thresher sharks

- Caudal fin upper lobe less than half of total length



This is not a CITES-listed species



- Anterior nasal opening rectangular
- No color on body

Family Cetorhinidae
Basking Shark

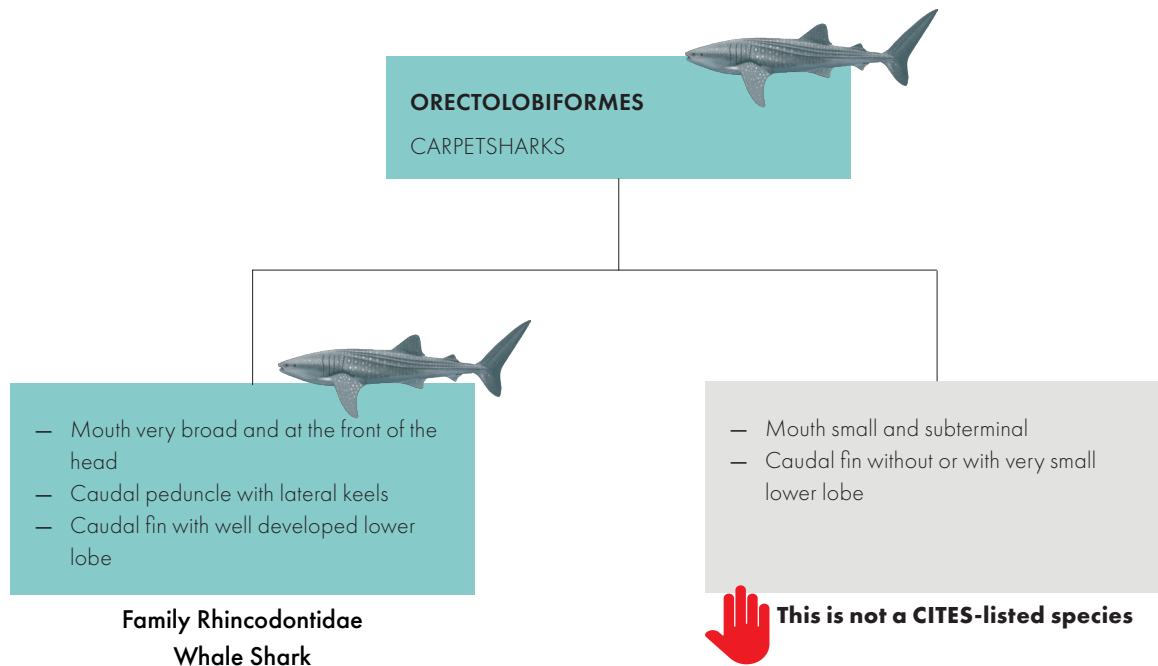


- Large mouth with blade like teeth
- Very small second dorsal and anal fins

Family Lamnidae
Mackerel sharks

KEY TO FAMILIES OF THE ORDER ORECTOLOBIFORMES

START



KEY TO FAMILIES OF THE ORDER CARCHARHINIFORMES

START



- Head with lateral expansions or hammer-shaped

Family Sphyrnidae
Hammerhead sharks

- Head not expanded laterally or hammer-shaped

- Precaudal pit absent
- Dorsal caudal fin margin smooth (no lateral undulations)



This is not a CITES-listed species

- Precaudal pit well developed
- Dorsal caudal fin margin rippled

- Posterior nasal flaps well developed



This is not a CITES-listed species

- Posterior nasal flaps poorly developed

Family Carcharhinidae
Requiem sharks

MACKEREL SHARKS / 3 FAMILIES / 8 SPECIES




Basking Shark / p. 24
Cetorhinus maximus



Bigeye Thresher / p. 26
Alopias superciliosus




Common Thresher / p. 27
Alopias vulpinus



Pelagic Thresher / p. 25
Alopias pelagicus




Great White Shark / p. 28
Carcharodon carcharias




Porbeagle / p. 29
Lamna nasus



Shortfin Mako / p. 30
Isurus oxyrinchus



BASKING SHARK / *Cetorhinus maximus*



CETORHINIDAE

FAMILY

~150 CM TL

MIN SIZE

1,973 CM TL

MAX SIZE

0-1,264 M

DEPTH RANGE

(GUNNERUS, 1765)

SPECIES AUTHORITY

APPENDIX II (2003)

CITES

APPENDIX I & II (2005)

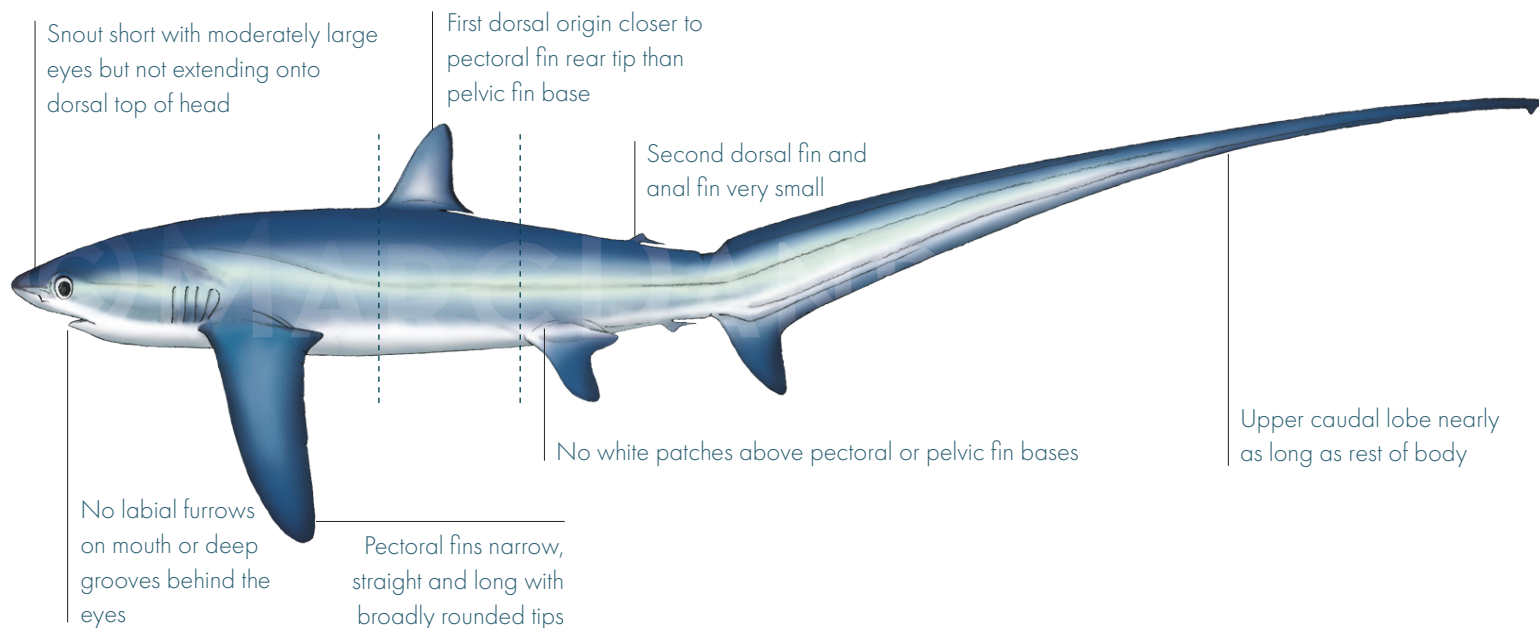
CMS

2010

SHARKS MOU



PELAGIC THRESHER / *Alopias pelagicus*



ALOPIIDAE

FAMILY

130 CM TL

MIN SIZE

428 CM TL

MAX SIZE

0-300 M

DEPTH RANGE

NAKAMURA, 1935

SPECIES AUTHORITY

APPENDIX II (2017)

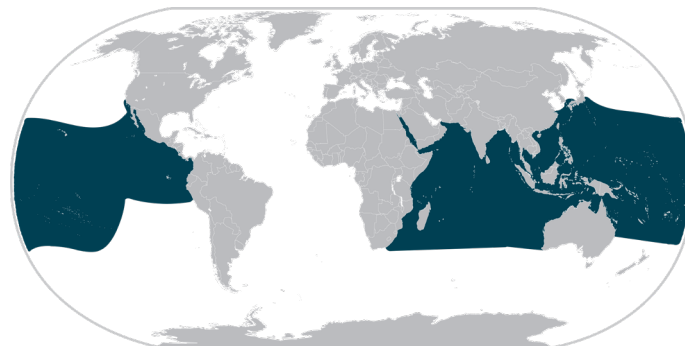
CITES

APPENDIX II (2014)

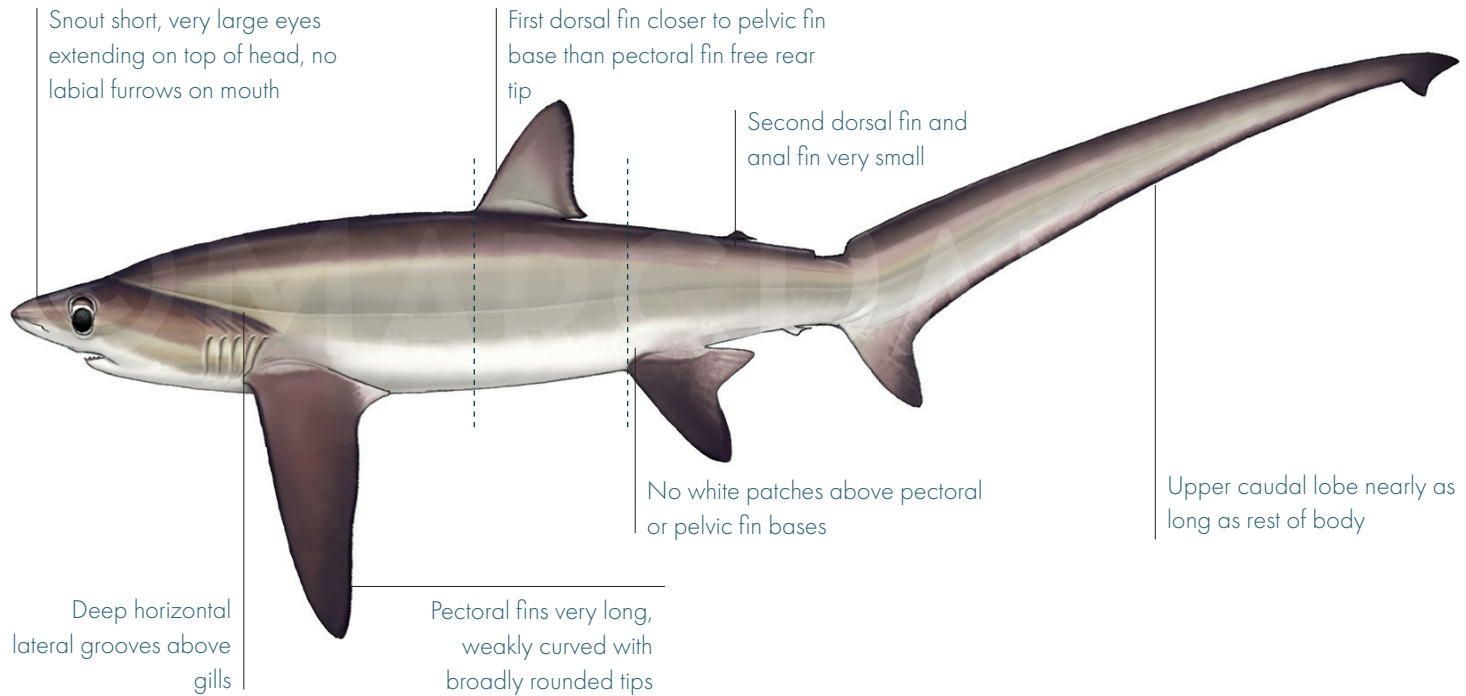
CMS

2016

SHARKS MOU



BIGEYE THRESHER / *Alopias superciliosus*



ALOPIIDAE

FAMILY

64 CM TL

MIN SIZE

484 CM TL

MAX SIZE

0-955 M

DEPTH RANGE

LOWE, 1841

SPECIES AUTHORITY

APPENDIX II (2017)

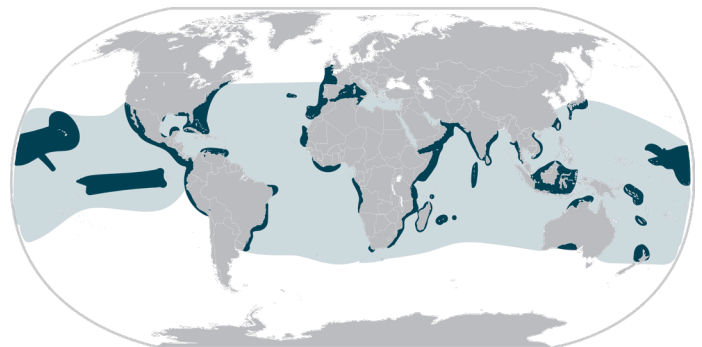
CITES

APPENDIX II (2014)

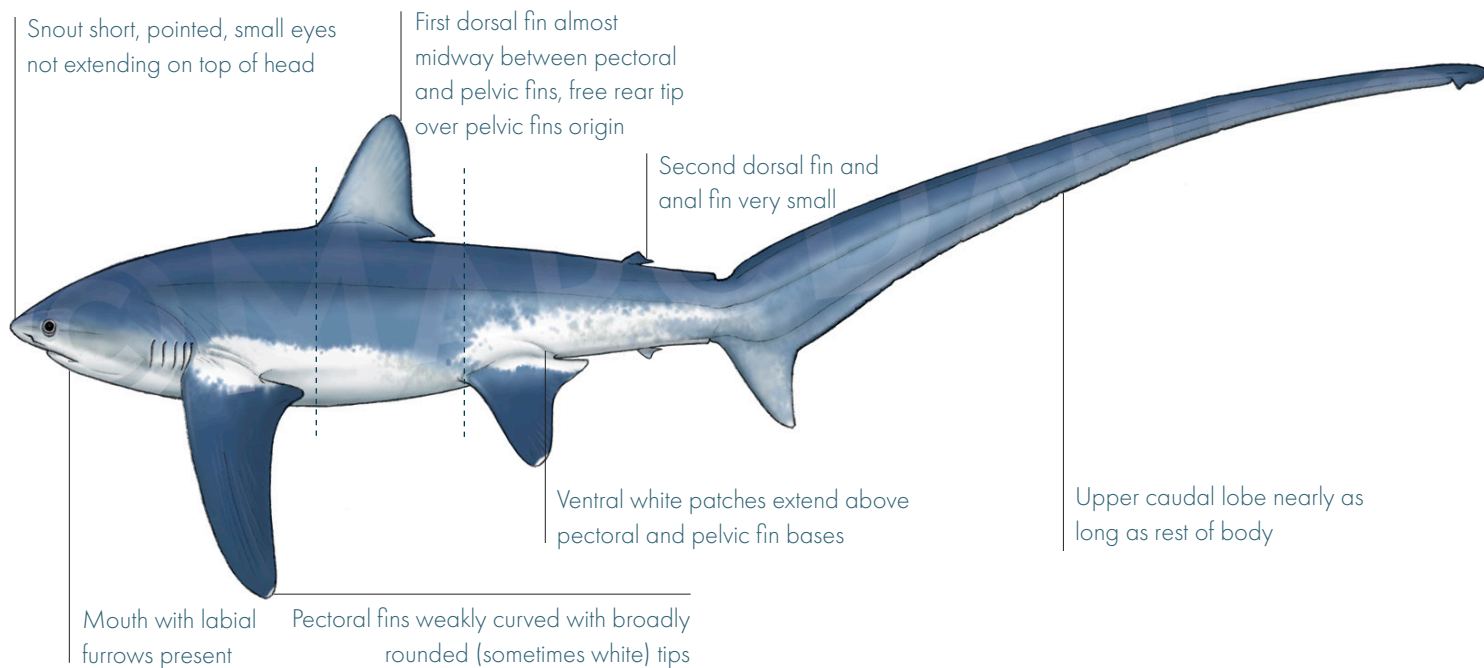
CMS

2016

SHARKS MOU



COMMON THRESHER / *Alopias vulpinus*



ALOPIIDAE

FAMILY

114 CM TL

MIN SIZE

610 CM TL

MAX SIZE

0–650 M

DEPTH RANGE

(BONNATERRE, 1788)

SPECIES AUTHORITY

APPENDIX II (2017)

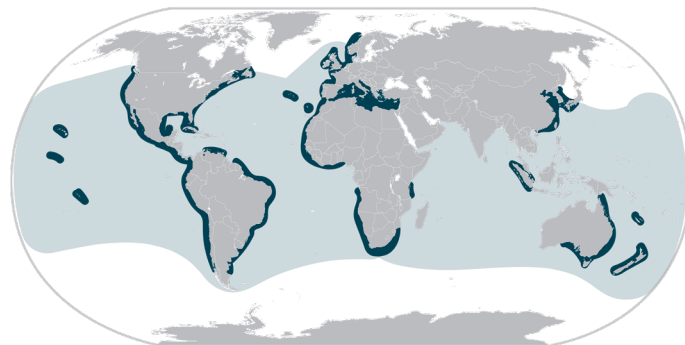
CITES

APPENDIX II (2014)


CMS

2016

SHARKS MOU



GREAT WHITE SHARK / *Carcharodon carcharias*



LAMNIDAE

FAMILY

107 CM TL

MIN SIZE

640 CM TL

MAX SIZE

0-1,300 M

DEPTH RANGE

(LINNAEUS, 1758)

SPECIES AUTHORITY

APPENDIX II (2005)

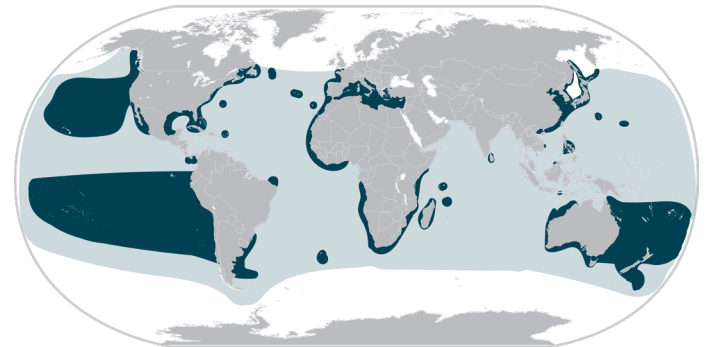
CITES

APPENDIX I & II (2002)

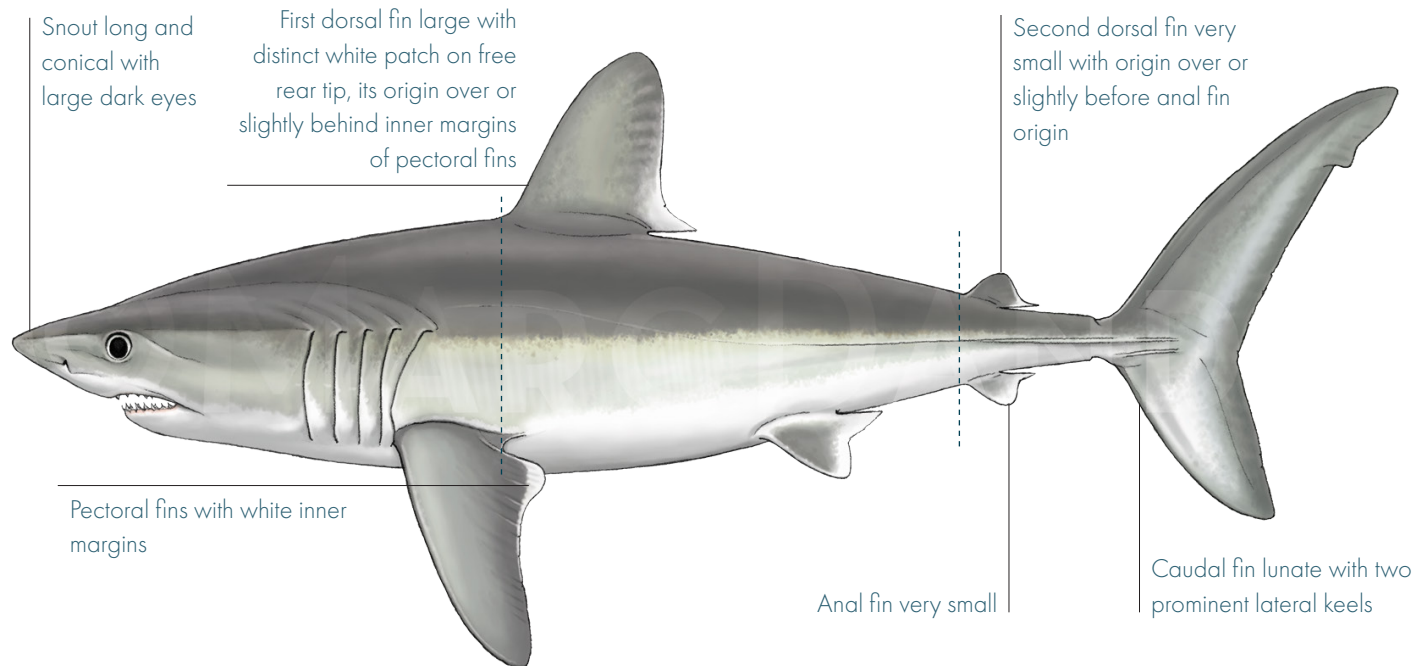
CMS

2010

SHARKS MOU



PORBEAGLE / *Lamna nasus*



LAMNIDAE

FAMILY

68 CM TL

MIN SIZE

357 CM TL

MAX SIZE

0–1,809 M

DEPTH RANGE

(BONNATERRE, 1788)

SPECIES AUTHORITY

APPENDIX II (2013)

CITES

APPENDIX II (2008)


CMS

2010

SHARKS MOU



SHORTFIN MAKO / *Isurus oxyrinchus*



LAMNIDAE

FAMILY

60 CM TL

MIN SIZE

455 CM TL

MAX SIZE

0-888 M

DEPTH RANGE

RAFINESQUE, 1810

SPECIES AUTHORITY

APPENDIX II (2019)

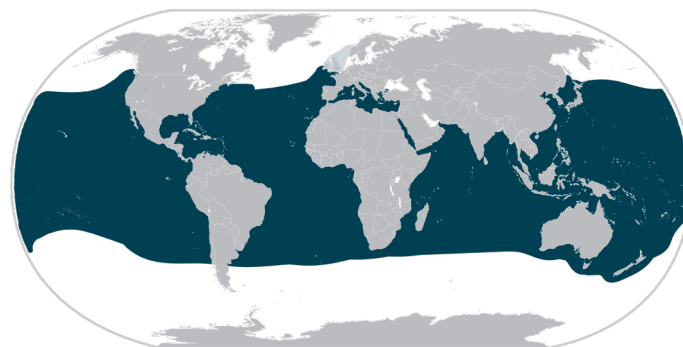
CITES

APPENDIX II (2008)


CMS

2010

SHARKS MOU



LONGFIN MAKO / *Isurus paucus*



LAMNIDAE

FAMILY

92 CM TL

MIN SIZE

430 CM TL

MAX SIZE

0-1,752 M

DEPTH RANGE

GUITART MANDAY, 1966

SPECIES AUTHORITY

APPENDIX II (2019)

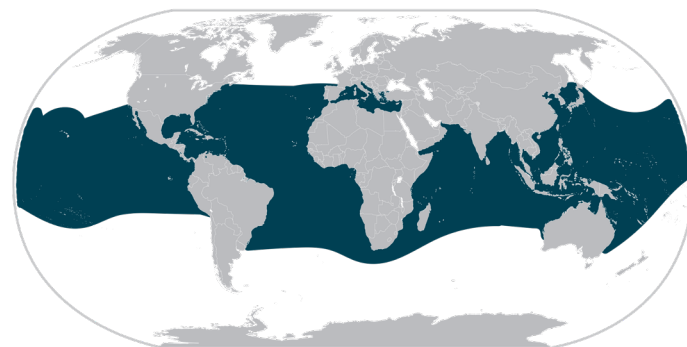
CITES

APPENDIX II (2008)

CMS

2010


SHARKS MOU



WHALE SHARK / *Rhincodon typus*

Broad flat head, flattened short snout, wide mouth

First dorsal fin much larger than second dorsal fin, set back on body, its origin partly over or slightly before pelvic fins



RHINCODONTIDAE

SMITH, 1828

FAMILY

SPECIES AUTHORITY

46 CM TL

APPENDIX II (2003)

MIN SIZE

CITES

2,100 CM TL

APPENDIX I (2017) & II (1999)

MAX SIZE

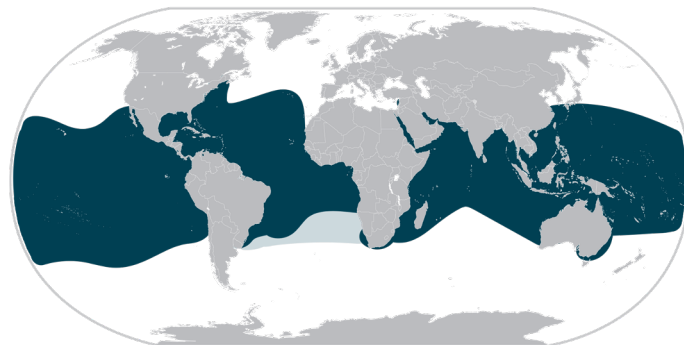
CMS

0-1,928 M

2010

DEPTH RANGE

SHARKS MOU



REQUIEM SHARKS / 11 GENERA / 56 SPECIES



Blacknose Shark / p. 37
Carcharhinus acronotus



Nervous Shark / p. 46
Carcharhinus cautus



Blacktip Shark / p. 58
Carcharhinus limbatus




Grey Reef Shark / p. 41
Carcharhinus amblyrhynchos



Borneo Shark / p. 43
Carcharhinus borneensis



Pacific Smalltail Shark / p. 47
Carcharhinus cerdale



Smoothtooth Blacktip Shark / p. 56
Carcharhinus leiodon



Caribbean Reef Shark / p. 64
Carcharhinus perezii




Australian Blacktip Shark / p. 70
Carcharhinus tilstoni



Blacktip Reef Shark / p. 61
Carcharhinus melanopterus



Graceful Shark / p. 40
Carcharhinus amblyrhynchoides




Spinner Shark / p. 45
Carcharhinus brevipinna




Pondicherry Shark / p. 53
Carcharhinus hemiodon



Spottail Shark / p. 69
Carcharhinus sorrah



Pigeye Shark / p. 42
Carcharhinus amboinensis




Bull Shark / p. 57
Carcharhinus leucas




Smalltail Shark / p. 66
Carcharhinus porosus



Oceanic Whitetip Shark / p. 59
Carcharhinus longimanus



Sandbar Shark / p. 65
Carcharhinus plumbeus




Bignose Shark / p. 39
Carcharhinus altimus




Silky Shark / p. 50
Carcharhinus falciformis




Silvertip Shark / p. 38
Carcharhinus albimarginatus



Bronze Whaler / p. 44
Carcharhinus brachyurus



Blue Shark / p. 82
Prionace glauca



Dusky Shark / p. 62
Carcharhinus obscurus



Whitetip Reef Shark / p. 92
Triaenodon obesus



Galapagos Shark / p. 52
Carcharhinus galapagensis



Coate's Shark / p. 48
Carcharhinus coatesi



Whitecheek Shark / p. 49
Carcharhinus dussumieri



Human's Whaler Shark / p. 54
Carcharhinus humani



Blackspot Shark / p. 67
Carcharhinus sealei



Indonesian Whaler Shark / p. 71
Carcharhinus tjutjot



Lost Shark / p. 63
Carcharhinus obsoletus



Night Shark / p. 68
Carcharhinus signatus



Finetooth Shark / p. 55
Carcharhinus isodon



Sliteye Shark / p. 78
Loxodon macrorhinus



Hardnose Shark / p. 60
Carcharhinus macloti



Whitenose Shark / p. 79
Nasolamia velox



Borneo Broadfin Shark / p. 76
Lamiopsis tephodes



Daggernose Shark / p. 75
Isogomphodon oxyrinchus



Creek Whaler / p. 51
Carcharhinus fitzoyensis



Broadfin Shark / p. 76
Lamiopsis temmincki




Ganges Shark / p. 72
Glyphis gangeticus



New Guinea River Shark / p. 73
Glyphis garricki



Speartooth Shark / p. 74
Glyphis glyphis



Sharptooth Lemon Shark / p. 80
Negaprion acutidens



Lemon Shark / p. 81
Negaprion brevirostris



Milk Shark / p. 83
Rhizoprionodon acutus



Brazilian Sharpnose Shark / p. 84
Rhizoprionodon lalandii



Pacific Sharpnose Shark / p. 84
Rhizoprionodon longurio



Grey Sharpnose Shark / p. 86
Rhizoprionodon oligolinx



Caribbean Sharpnose Shark / p. 87
Rhizoprionodon porosus



Australian Sharpnose Shark / p. 88
Rhizoprionodon taylori



Atlantic Sharpnose Shark / p. 89
Rhizoprionodon terraenovae

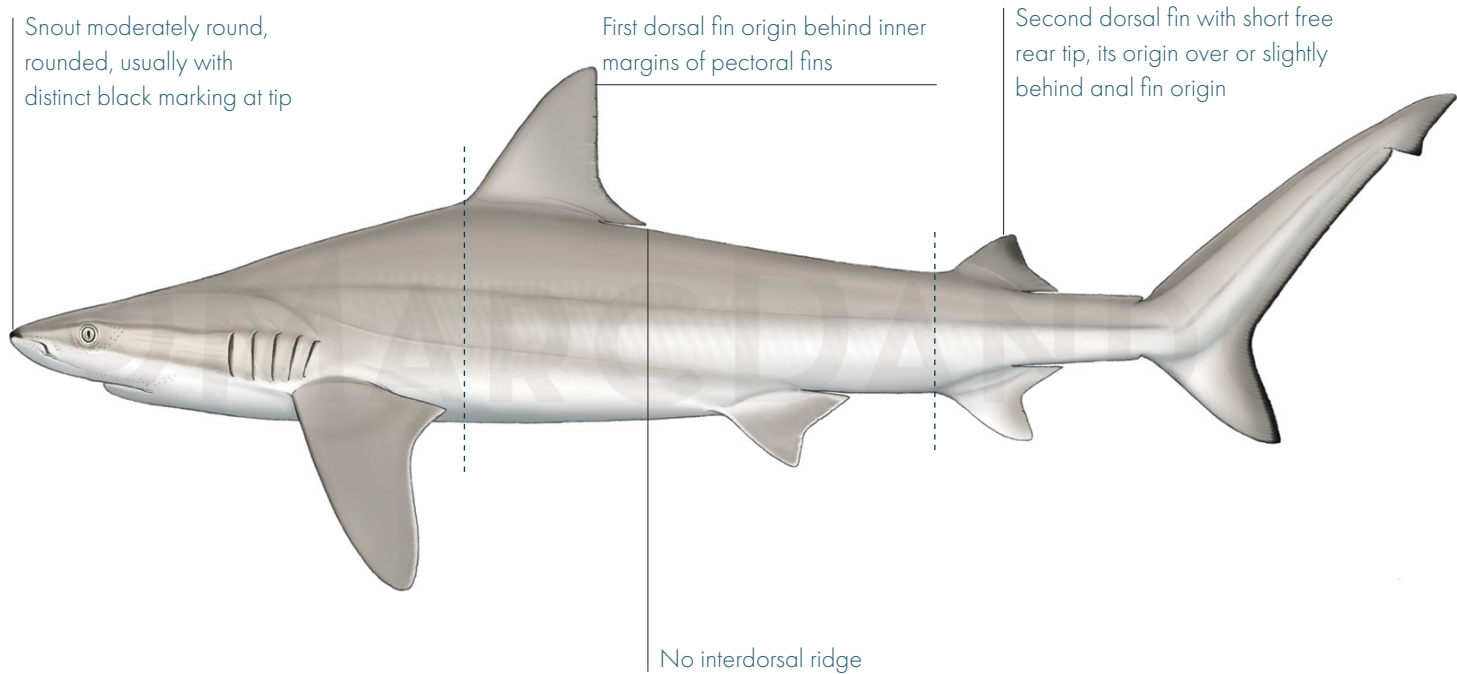


Spadenose Shark / p. 90
Scoliodon laticaudus



Pacific Spadenose Shark / p. 91
Scoliodon macrorhynchus

BLACKNOSE SHARK / *Carcharhinus acronotus*



CARCHARHINIDAE

(POEY, 1860)

FAMILY

SPECIES AUTHORITY

31 CM TL

APPENDIX II (2022)

MIN SIZE

CITES

164 CM TL

NA

MAX SIZE

CMS

0-100 M


NA

DEPTH RANGE

SHARKS MOU



SILVERTIP SHARK / *Carcharhinus albimarginatus*



CARCHARHINIDAE

FAMILY

63 CM TL

MIN SIZE

300 CM TL

MAX SIZE

0-800 M

DEPTH RANGE

(RÜPPELL, 1837)

SPECIES AUTHORITY

APPENDIX II (2022)

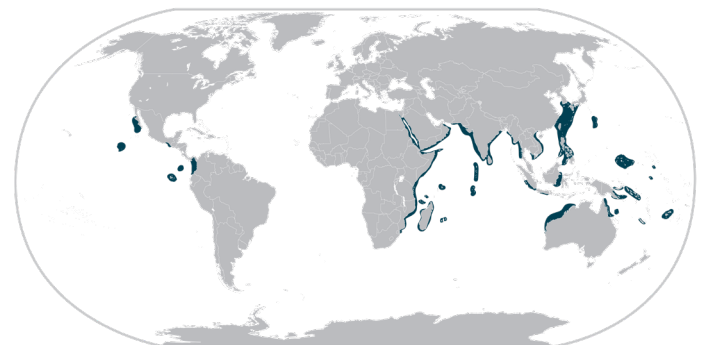
CITES

NA


CMS

NA

SHARKS MOU



BIGNOSE SHARK / *Carcharhinus altimus*



CARCHARHINIDAE

(SPRINGER, 1950)

FAMILY

SPECIES AUTHORITY

60 CM TL

APPENDIX II (2022)

MIN SIZE

CITES

300 CM TL

NA

MAX SIZE

CMS

0-810 M


NA

DEPTH RANGE

SHARKS MOU



GRACEFUL SHARK / *Carcharhinus amblyrhynchoides*



CARCHARHINIDAE

(WHITLEY, 1934)

FAMILY

SPECIES AUTHORITY

50 CM TL

APPENDIX II (2022)

MIN SIZE

CITES

178 CM TL

NA

MAX SIZE

CMS

0–50 M

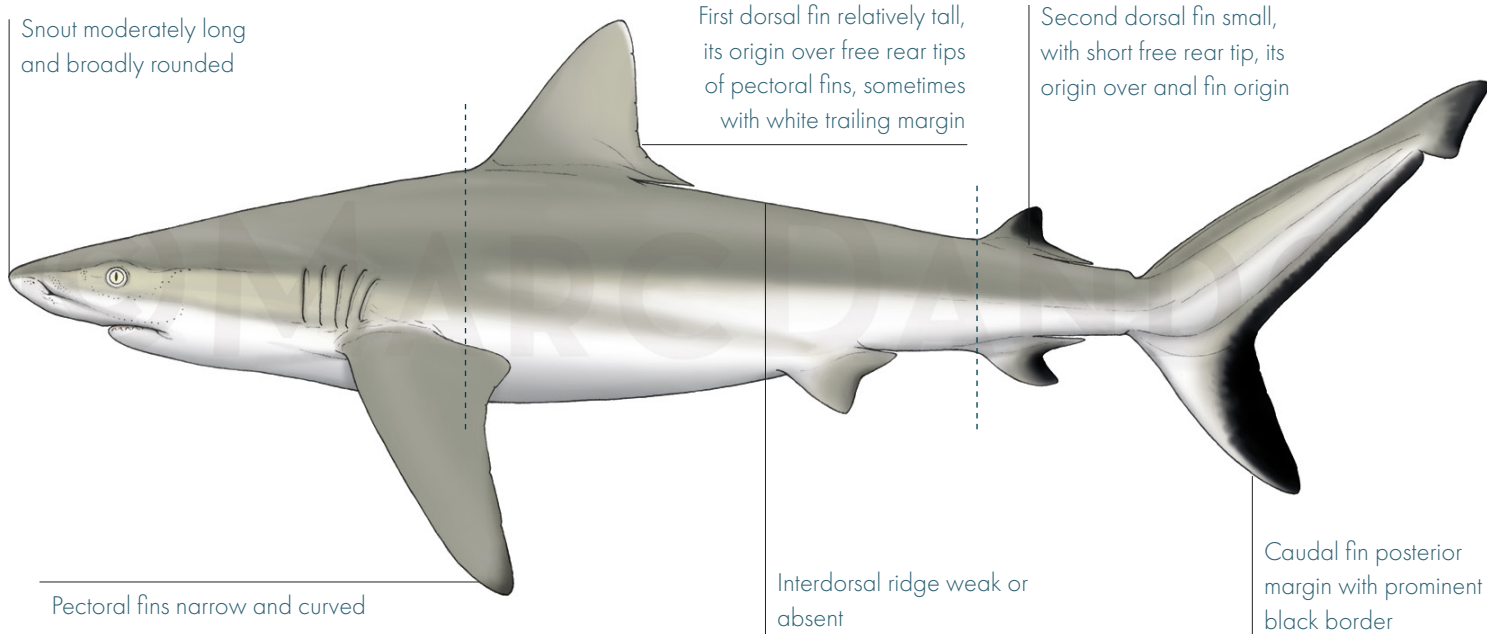
NA

DEPTH RANGE

SHARKS MOU



GREY REEF SHARK / *Carcharhinus amblyrhynchos*



CARCHARHINIDAE

FAMILY

48 CM TL

MIN SIZE

255 CM TL

MAX SIZE

0-280 M

DEPTH RANGE

(BLEEKER, 1856)

SPECIES AUTHORITY

APPENDIX II (2022)

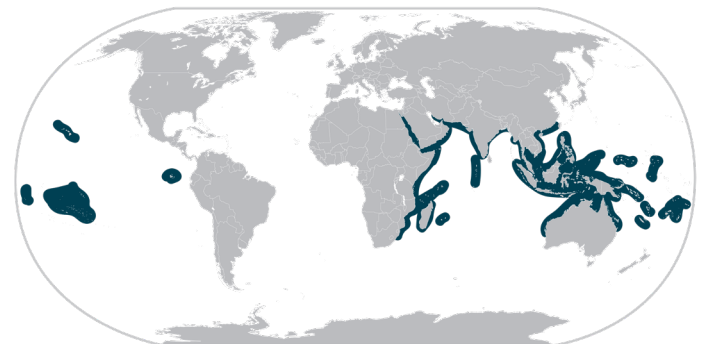
CITES

NA


CMS

NA

SHARKS MOU



PIGEYE SHARK / *Carcharhinus amboinensis*



CARCHARHINIDAE

(MÜLLER & HENLE, 1839)

FAMILY

SPECIES AUTHORITY

48 CM TL

APPENDIX II (2022)

MIN SIZE

CITES

303 CM TL

NA

MAX SIZE

CMS

0-60 M


NA

DEPTH RANGE

SHARKS MOU



BORNEO SHARK / *Carcharhinus borneensis*



CARCHARHINIDAE

(BLEEKER, 1858)

FAMILY

SPECIES AUTHORITY

24 CM TL

APPENDIX II (2022)

MIN SIZE

CITES

~70 CM TL

NA

MAX SIZE

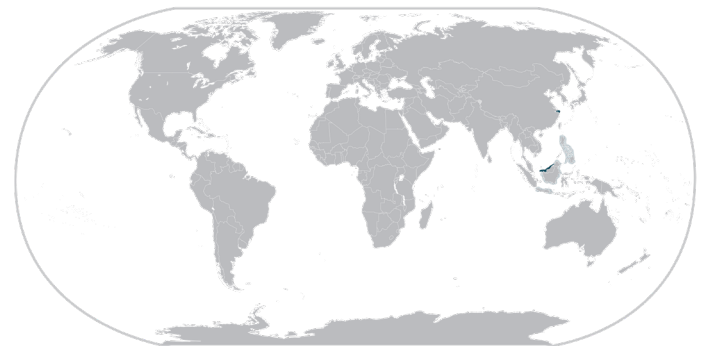
CMS

0-50 M


NA

DEPTH RANGE

SHARKS MOU



BRONZE WHALER / *Carcharhinus brachyurus*



CARCHARHINIDAE

(GÜNTHER, 1870)

FAMILY

SPECIES AUTHORITY

59 CM TL

APPENDIX II (2022)

MIN SIZE

CITES

325 CM TL

NA

MAX SIZE

CMS

0-145 M


NA

DEPTH RANGE

SHARKS MOU



SPINNER SHARK / *Carcharhinus brevipinna*



CARCHARHINIDAE

(MÜLLER & HENLE, 1839)

FAMILY

SPECIES AUTHORITY

60 CM TL

APPENDIX II (2022)

MIN SIZE

CITES

304 CM TL

NA

MAX SIZE

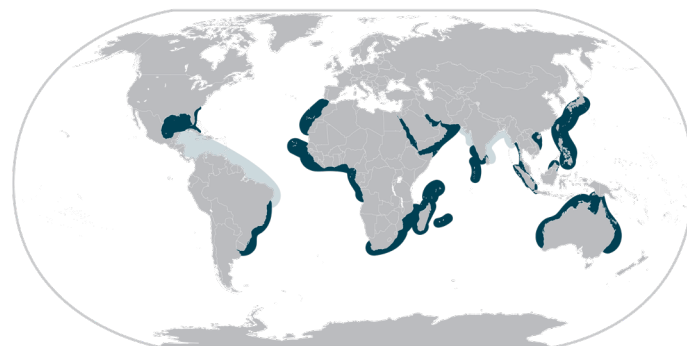
CMS

0-200 M

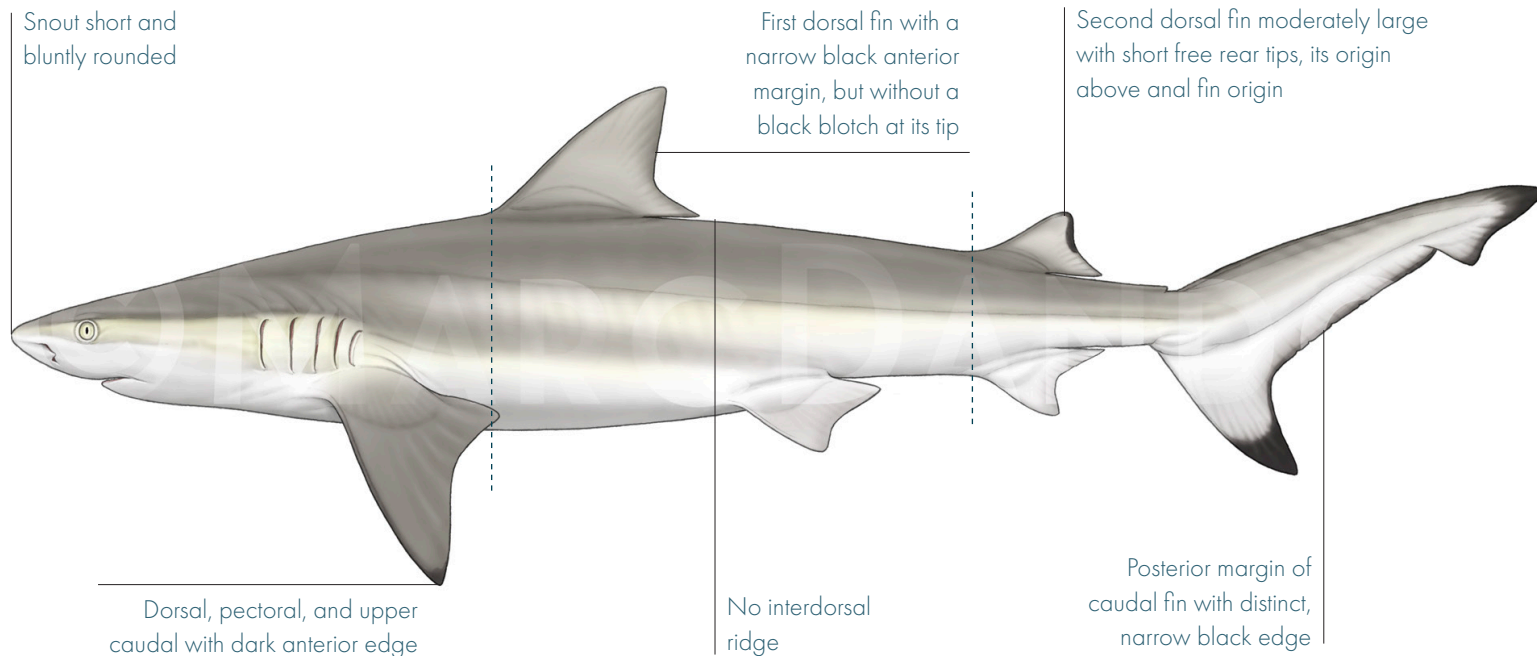
NA

DEPTH RANGE

SHARKS MOU



NERVOUS SHARK / *Carcharhinus cautus*



CARCHARHINIDAE

(WHITLEY, 1945)

FAMILY

SPECIES AUTHORITY

35 CM TL

APPENDIX II (2022)

MIN SIZE

CITES

150 CM TL

NA

MAX SIZE

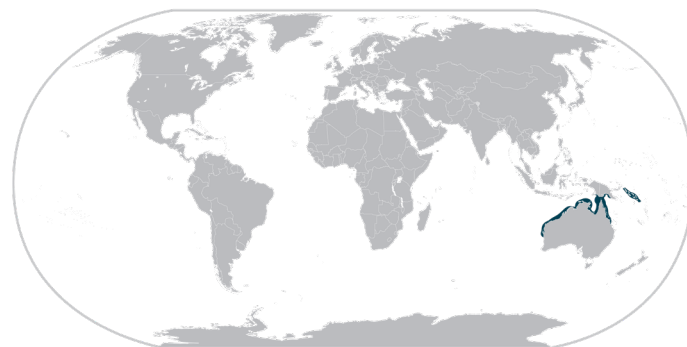
CMS

0–20 M


NA

DEPTH RANGE

SHARKS MOU



PACIFIC SMALLTAIL SHARK / *Carcharhinus cerdale*



CARCHARHINIDAE

FAMILY

30 CM TL

MIN SIZE

140 CM TL

MAX SIZE

0-40 M

DEPTH RANGE

GILBERT, 1898

SPECIES AUTHORITY

APPENDIX II (2022)

CITES

NA

CMS

NA

SHARKS MOU




COATE'S SHARK / *Carcharhinus coatesi*

Snout moderately long,
narrowly rounded

First dorsal fin moderately tall,
strongly falcate, its origin behind
pectoral fins free rear tips

Second dorsal fin small
with dusky to black tip,
color not extending onto
fin base, its origin slightly
behind anal fin origin



Interdorsal
ridge usually present

CARCHARHINIDAE

(WHITLEY, 1939)

FAMILY

SPECIES AUTHORITY

38 CM TL

APPENDIX II (2022)

MIN SIZE

CITES

88 CM TL

NA

MAX SIZE

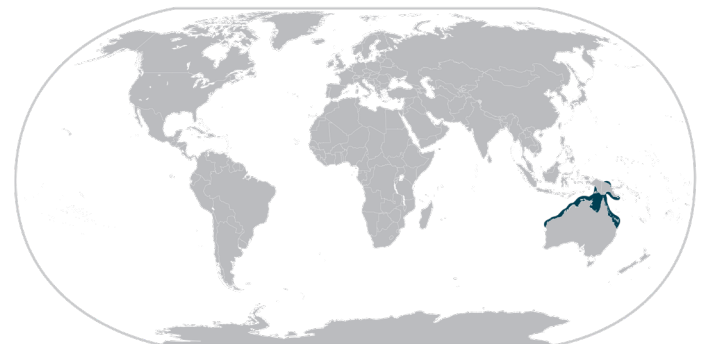
CMS

0-123 M

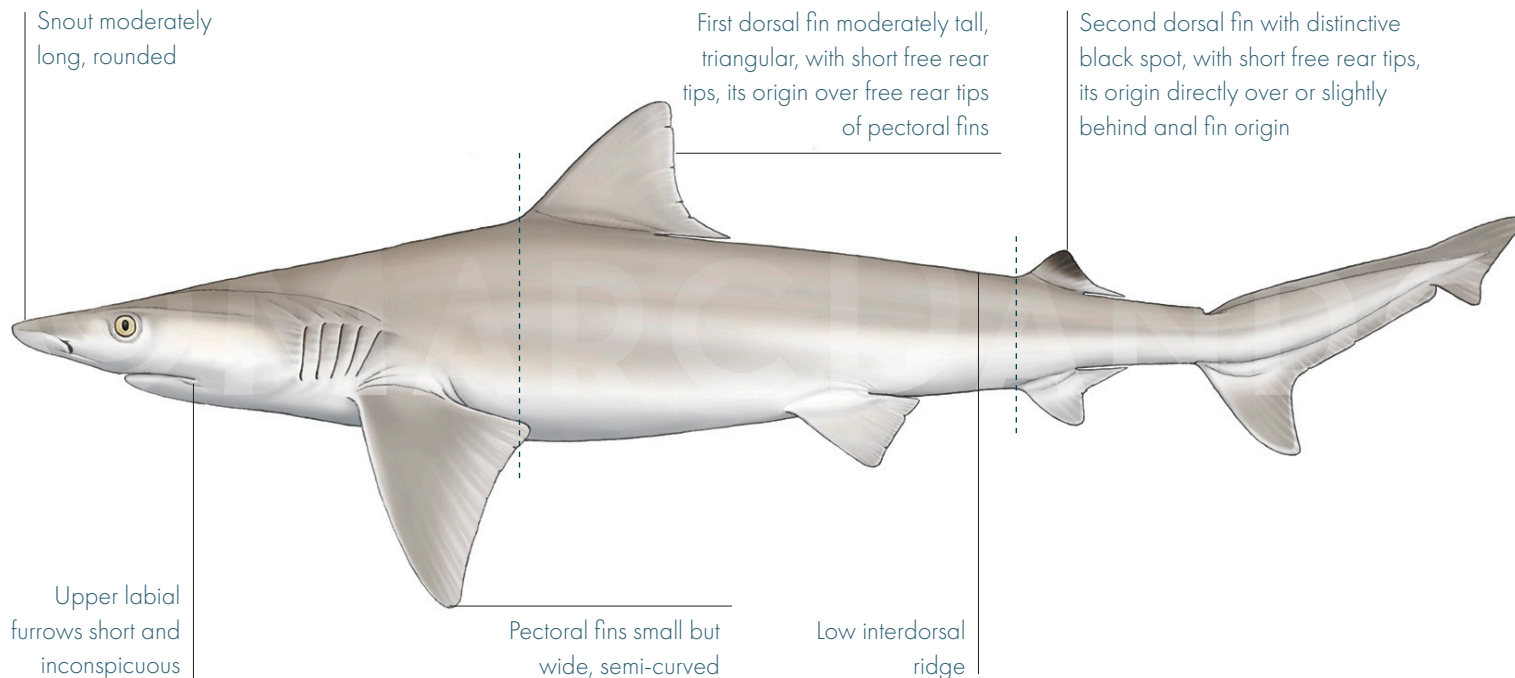
NA

DEPTH RANGE

SHARKS MOU



WHITECHEEK SHARK / *Carcharhinus dussumieri*



CARCHARHINIDAE

(MÜLLER & HENLE, 1839)

FAMILY

SPECIES AUTHORITY

28 CM TL

APPENDIX II (2022)

MIN SIZE

CITES

101 CM TL

NA

MAX SIZE

CMS

0-100 M


NA

DEPTH RANGE

SHARKS MOU



SILKY SHARK / *Carcharhinus falciformis*



CARCHARHINIDAE

FAMILY

53 CM TL

MIN SIZE

371 CM TL

MAX SIZE

0-500 M

DEPTH RANGE

(BIBRON, 1839)

SPECIES AUTHORITY

APPENDIX II (2017)

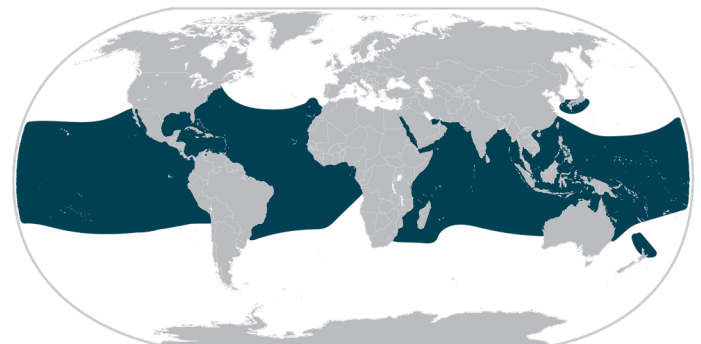
CITES

APPENDIX II (2014)


CMS

2016

SHARKS MOU



CREEK WHALER / *Carcharhinus fitzroyensis*



CARCHARHINIDAE

(WHITLEY, 1943)

FAMILY

SPECIES AUTHORITY

45 CM TL

APPENDIX II (2022)

MIN SIZE

CITES

139 CM TL

NA

MAX SIZE

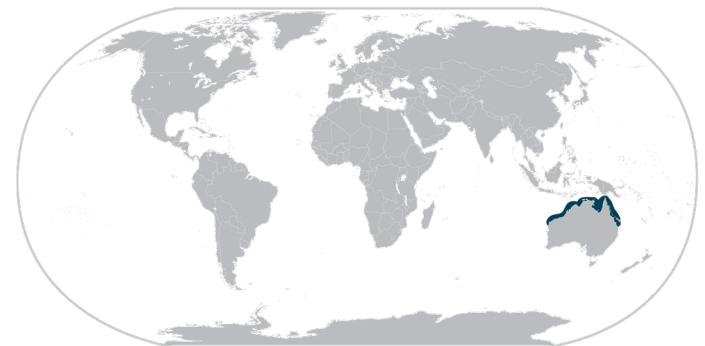
CMS

0-40 M

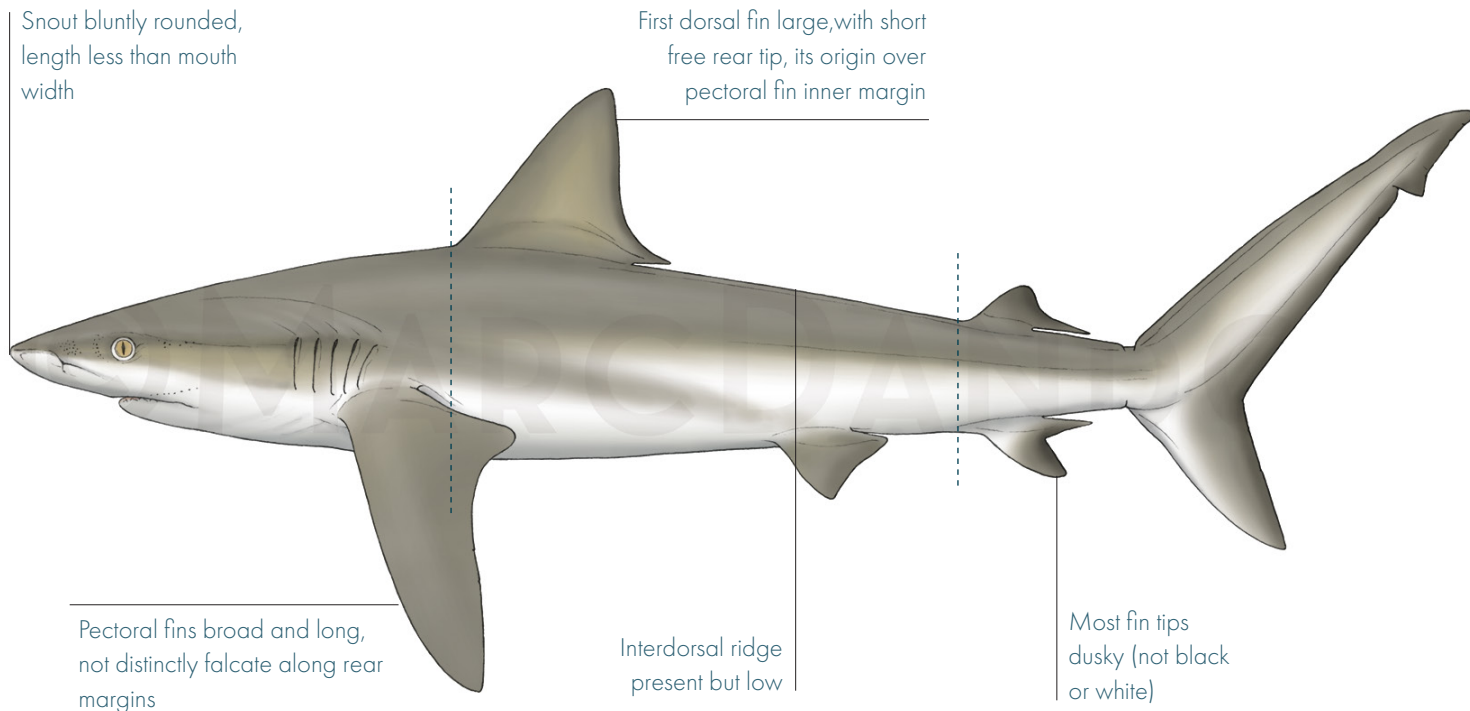
NA

DEPTH RANGE

SHARKS MOU



GALAPAGOS SHARK / *Carcharhinus galapagensis*



CARCHARHINIDAE

(SNODGRASS & HELLER, 1905)

FAMILY

SPECIES AUTHORITY

57 CM TL

APPENDIX II (2022)

MIN SIZE

CITES

370 CM TL

NA

MAX SIZE

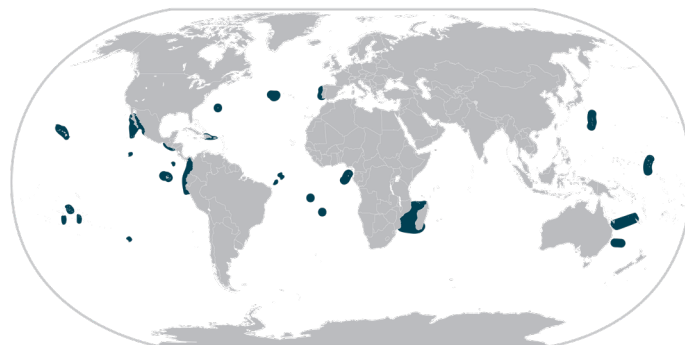
CMS

0-285 M


NA

DEPTH RANGE

SHARKS MOU



PONDICHERY SHARK / *Carcharhinus hemiodon*



CARCHARHINIDAE

(MÜLLER & HENLE, 1839)

FAMILY

SPECIES AUTHORITY

NA

APPENDIX II (2022)

MIN SIZE

CITES

~102 CM TL

NA

MAX SIZE

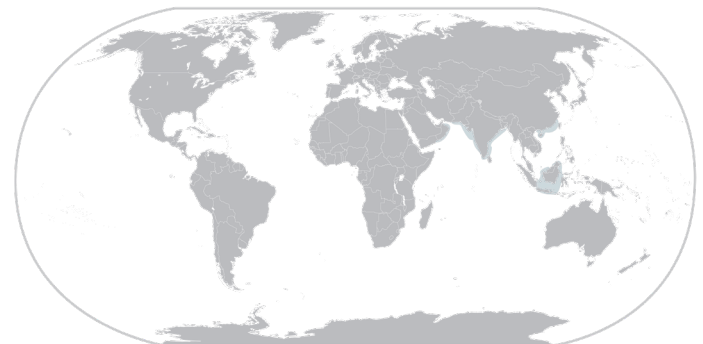
CMS

0-150 M


NA

DEPTH RANGE

SHARKS MOU



HUMAN'S WHALER SHARK / *Carcharhinus humani*



CARCHARHINIDAE

WHITE & WEIGMANN, 2014

FAMILY

SPECIES AUTHORITY

35 CM TL

APPENDIX II (2022)

MIN SIZE

CITES

95 CM TL

NA

MAX SIZE

CMS

0-40 M

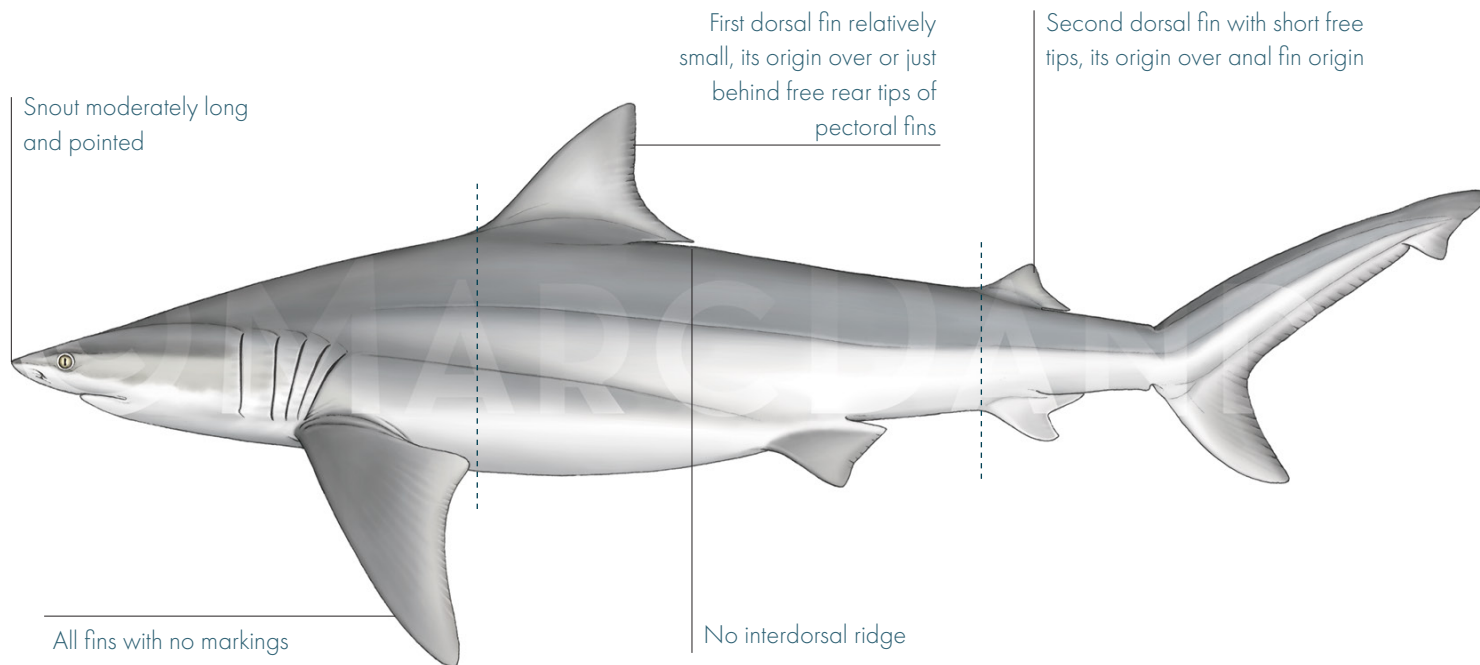
NA

DEPTH RANGE

SHARKS MOU



FINETOOTH SHARK / *Carcharhinus isodon*



CARCHARHINIDAE

(MÜLLER & HENLE, 1839)

FAMILY

SPECIES AUTHORITY

55 CM TL

APPENDIX II (2022)

MIN SIZE

CITES

200 CM TL

NA

MAX SIZE

CMS

0-20 M

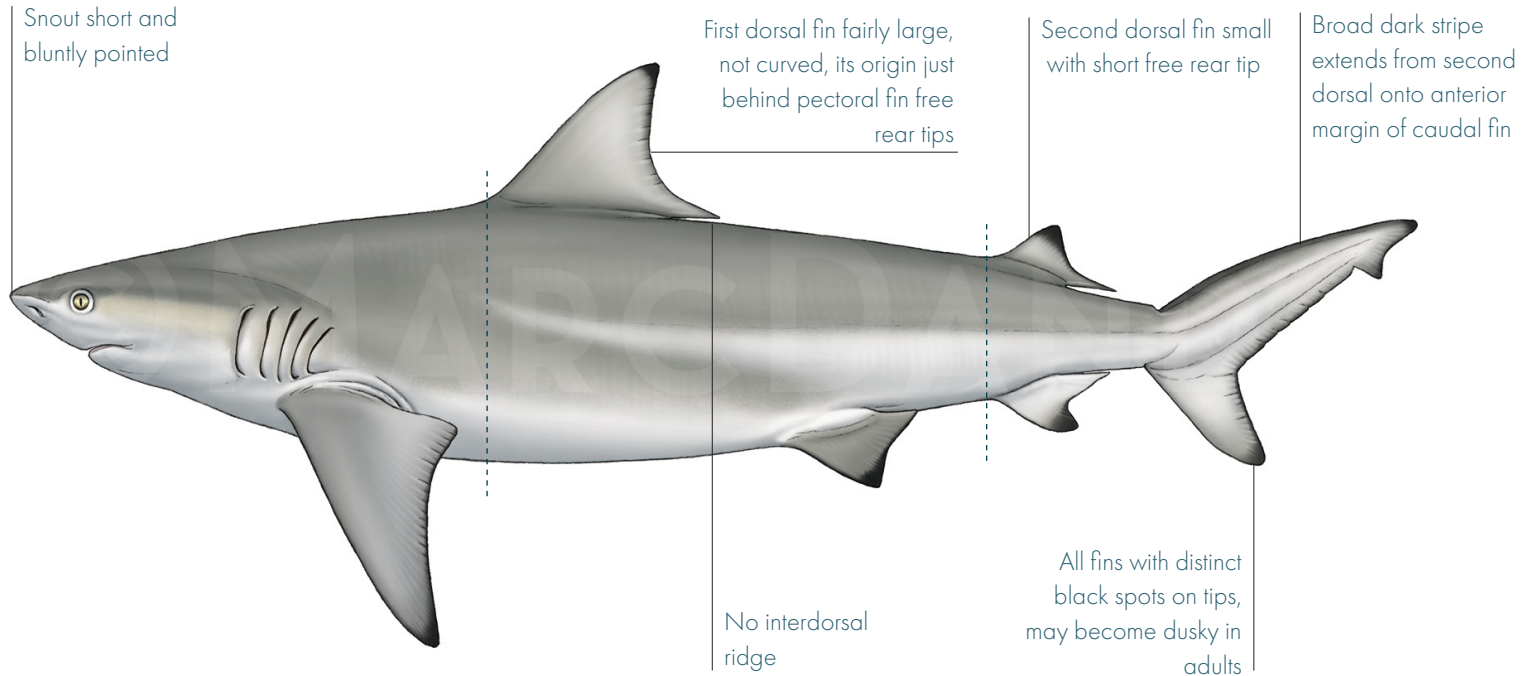
NA

DEPTH RANGE

SHARKS MOU



SMOOTHTOOTH BLACKTIP SHARK / *Carcharhinus leiodon*



CARCHARHINIDAE

FAMILY

35 CM TL

MIN SIZE

165 CM TL

MAX SIZE

0-40 M

DEPTH RANGE

GARRICK, 1985

SPECIES AUTHORITY

APPENDIX II (2022)

CITES

NA

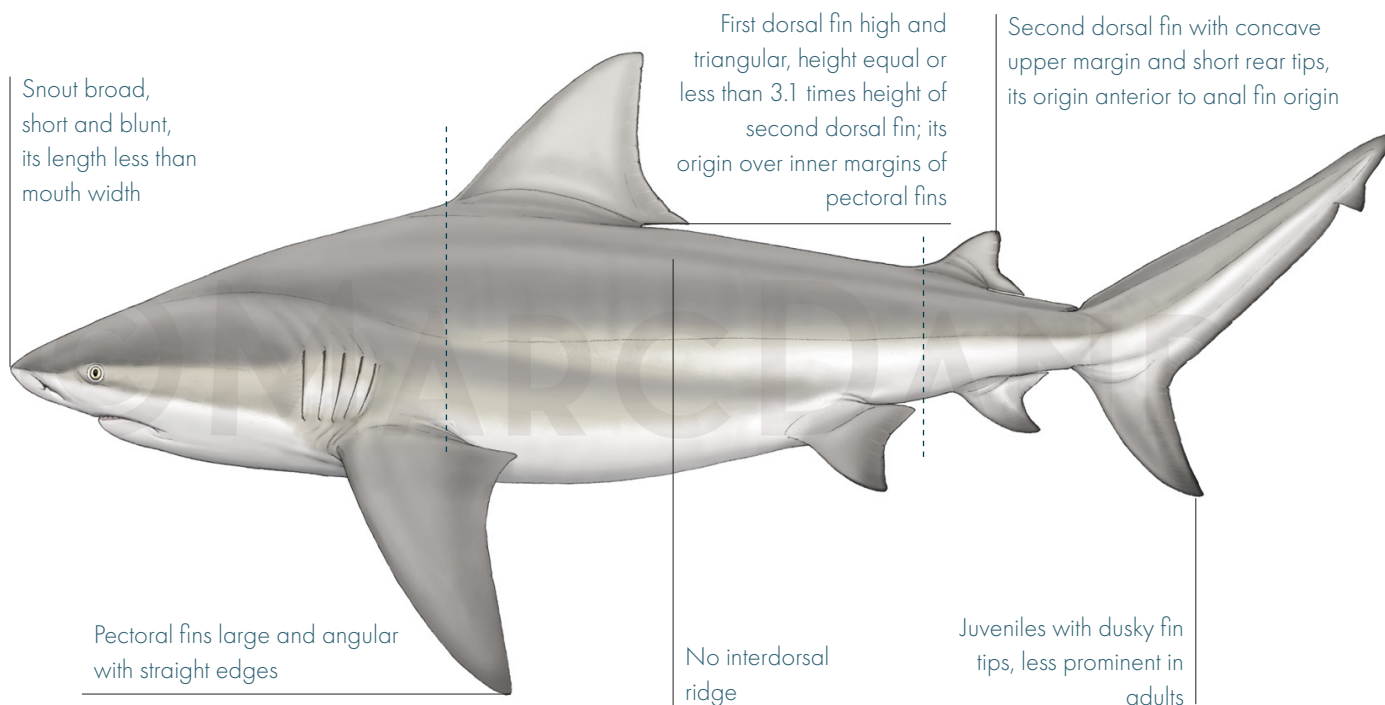
CMS

NA

SHARKS MOU



BULL SHARK / *Carcharhinus leucas*



CARCHARHINIDAE

(MÜLLER & HENLE, 1839)

FAMILY

SPECIES AUTHORITY

56 CM TL

APPENDIX II (2022)

MIN SIZE

CITES

366 CM TL

NA

MAX SIZE

CMS

0-164 M

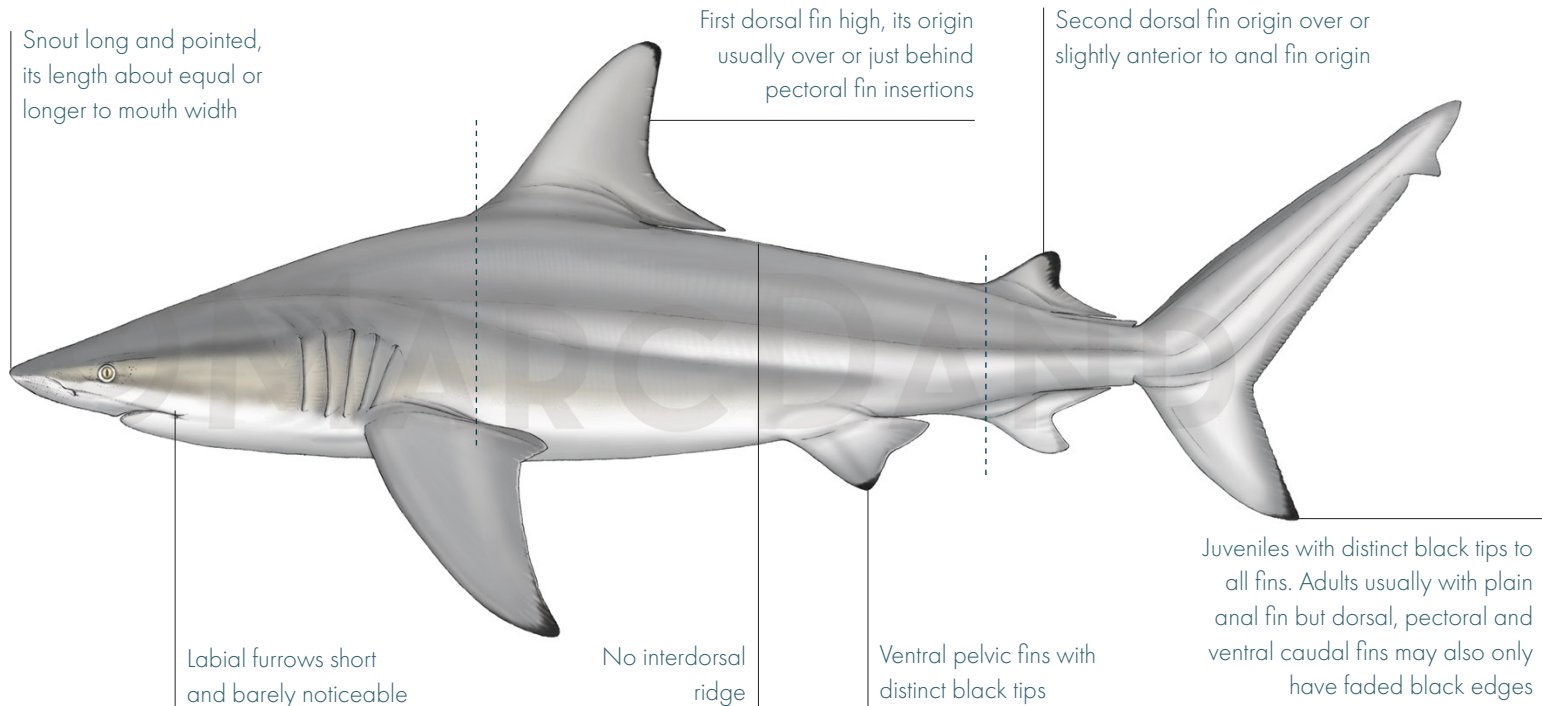
NA

DEPTH RANGE

SHARKS MOU



BLACKTIP SHARK / *Carcharhinus limbatus*



CARCHARHINIDAE

FAMILY

38 CM TL

MIN SIZE

286 CM TL

MAX SIZE

0-140 M

DEPTH RANGE

(MÜLLER & HENLE, 1839)

SPECIES AUTHORITY

APPENDIX II (2022)

CITES

NA


CMS

NA

SHARKS MOU



OCEANIC WHITETIP SHARK / *Carcharhinus longimanus*



CARCHARHINIDAE

(POEY, 1861)

FAMILY

SPECIES AUTHORITY

55 CM TL

APPENDIX II (2013)

MIN SIZE

CITES

395 CM TL

APPENDIX I (2020)

MAX SIZE

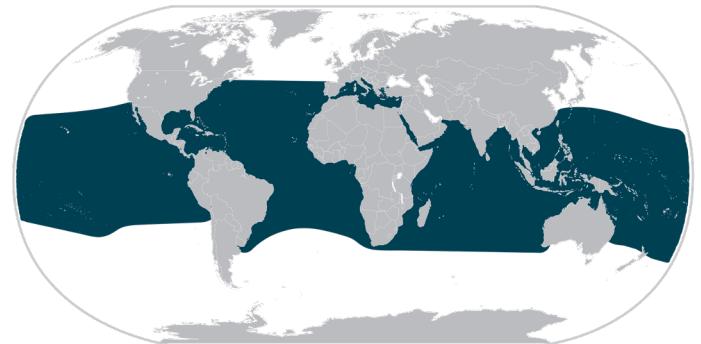
CMS

0-1,082 M

2018

DEPTH RANGE

SHARKS MOU

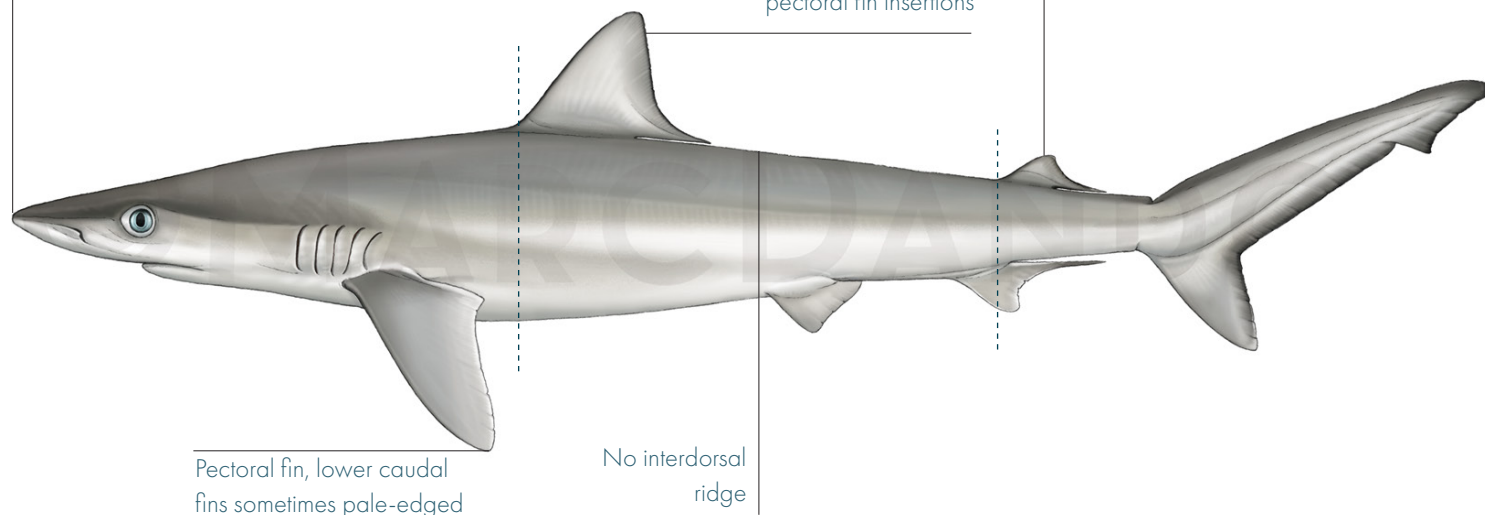


HARDNOSE SHARK / *Carcharhinus macloti*

Snout long and narrowly pointed, hyper-calcified and noticeably stiff

First dorsal fin small, with extremely long free rear tips, length about two-thirds of fin base, its origin over or behind pectoral fin insertions

Second dorsal fin low, with extremely long free rear tips, its origin behind anal fin origin



Pectoral fin, lower caudal fins sometimes pale-edged

No interdorsal ridge

CARCHARHINIDAE

(MÜLLER & HENLE, 1839)

FAMILY

SPECIES AUTHORITY

40 CM TL

APPENDIX II (2022)

MIN SIZE

CITES

110 CM TL

NA

MAX SIZE

CMS

0-200 M


NA

DEPTH RANGE

SHARKS MOU



BLACKTIP REEF SHARK / *Carcharhinus melanopterus*



CARCHARHINIDAE

FAMILY

30 CM TL

MIN SIZE

180 CM TL

MAX SIZE

0–100 M

DEPTH RANGE

(QUOY & GAIMARD, 1824)

SPECIES AUTHORITY

APPENDIX II (2022)

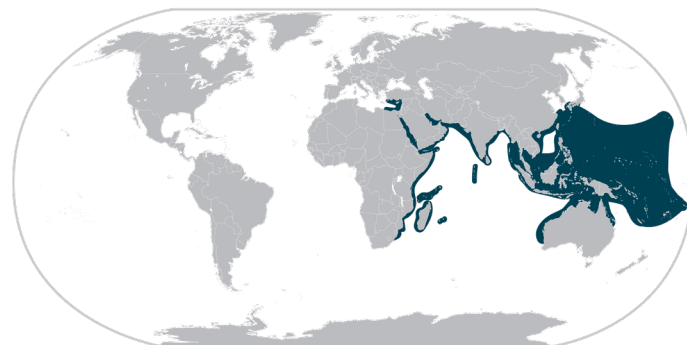
CITES

NA

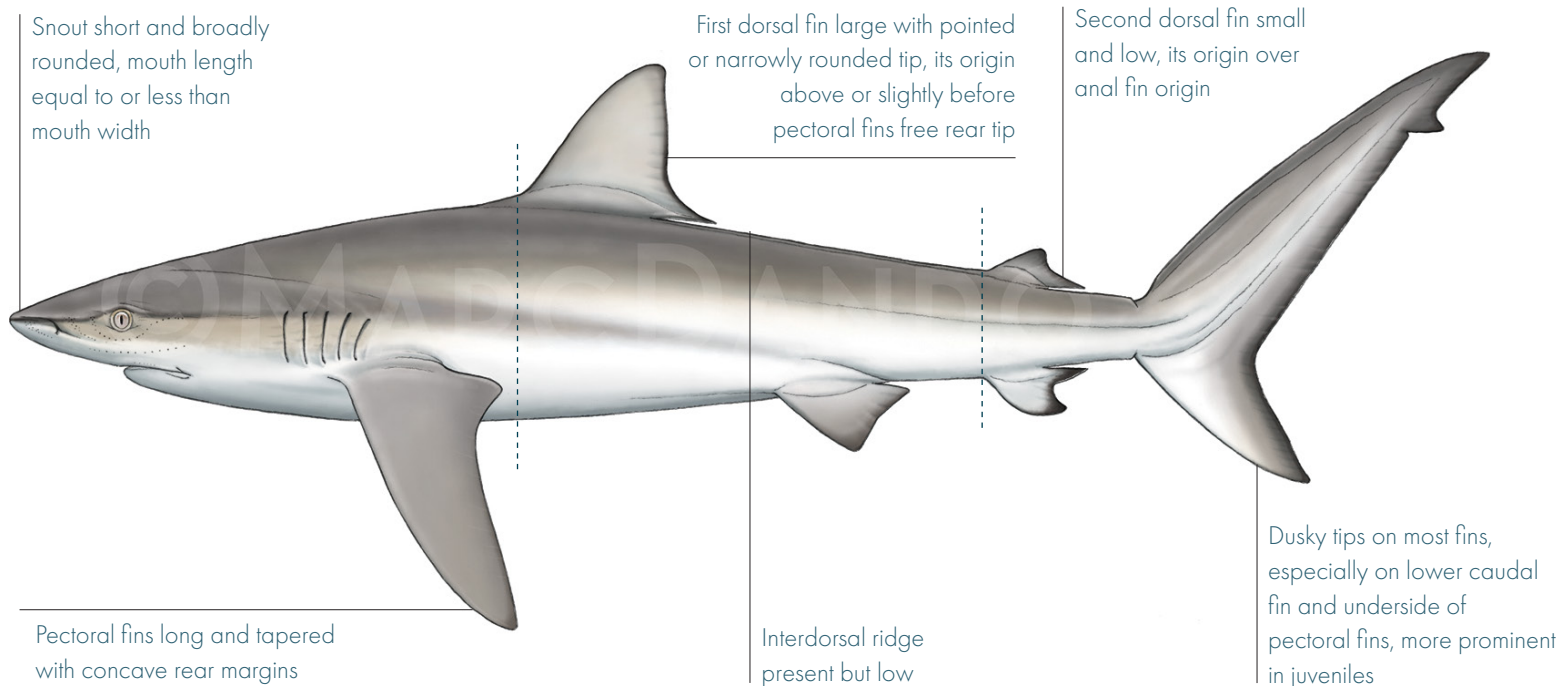
CMS

NA

SHARKS MOU



DUSKY SHARK / *Carcharhinus obscurus*



CARCHARHINIDAE

(LESUEUR, 1818)

FAMILY

SPECIES AUTHORITY

70 CM TL

APPENDIX II (2022)

MIN SIZE

CITES

420 CM TL

APPENDIX II (2017)

MAX SIZE

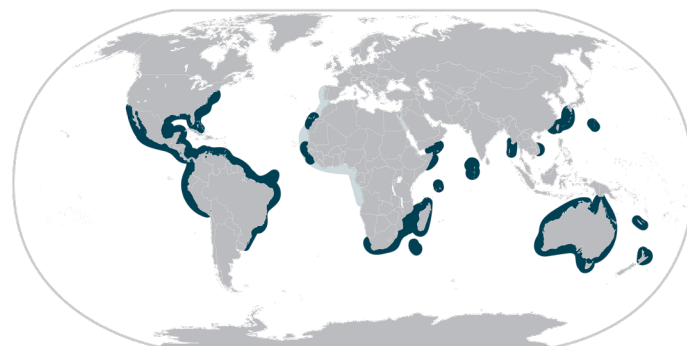
CMS

0–500 M

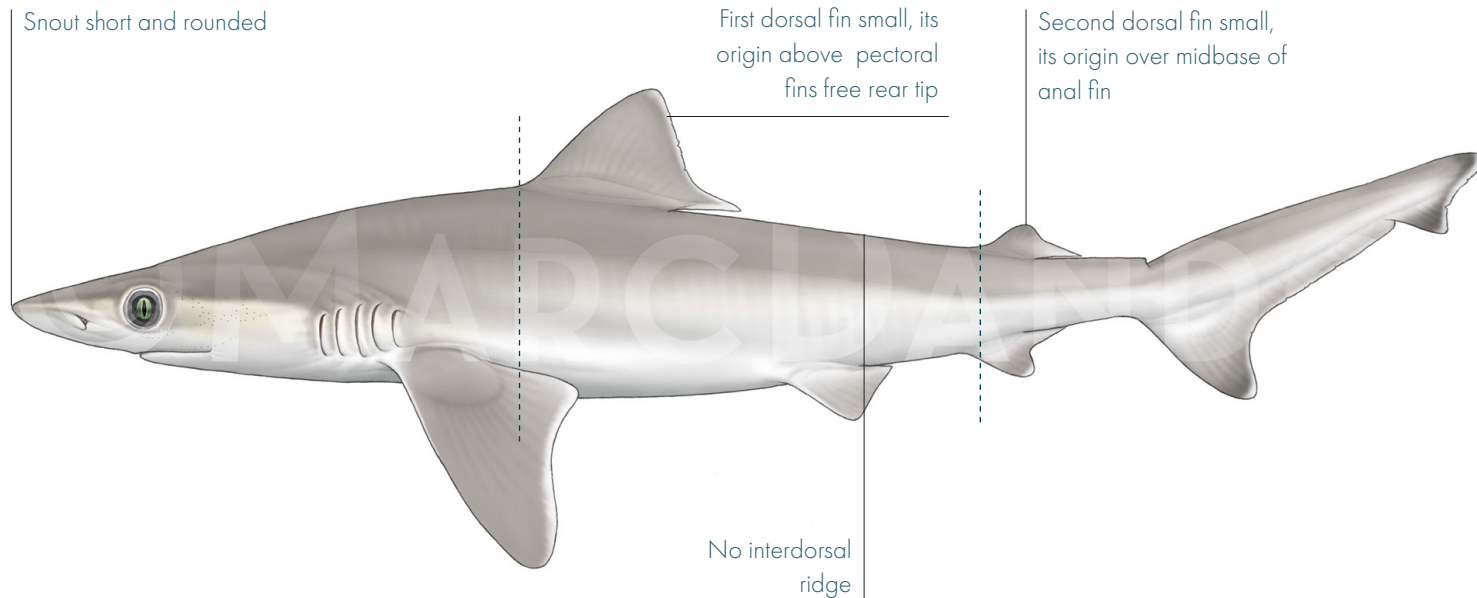
2018

DEPTH RANGE

SHARKS MOU



LOST SHARK / *Carcharhinus obsoletus*



CARCHARHINIDAE

FAMILY

~34 CM TL

MIN SIZE

100 CM TL

MAX SIZE

0-50 M

DEPTH RANGE

WHITE, KYNE & HARRIS, 2019

SPECIES AUTHORITY

APPENDIX II (2022)

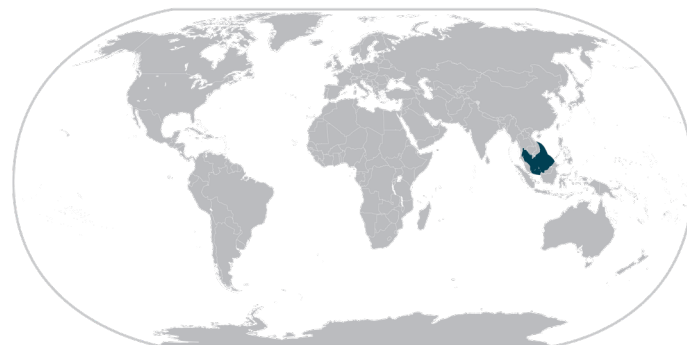
CITES

NA

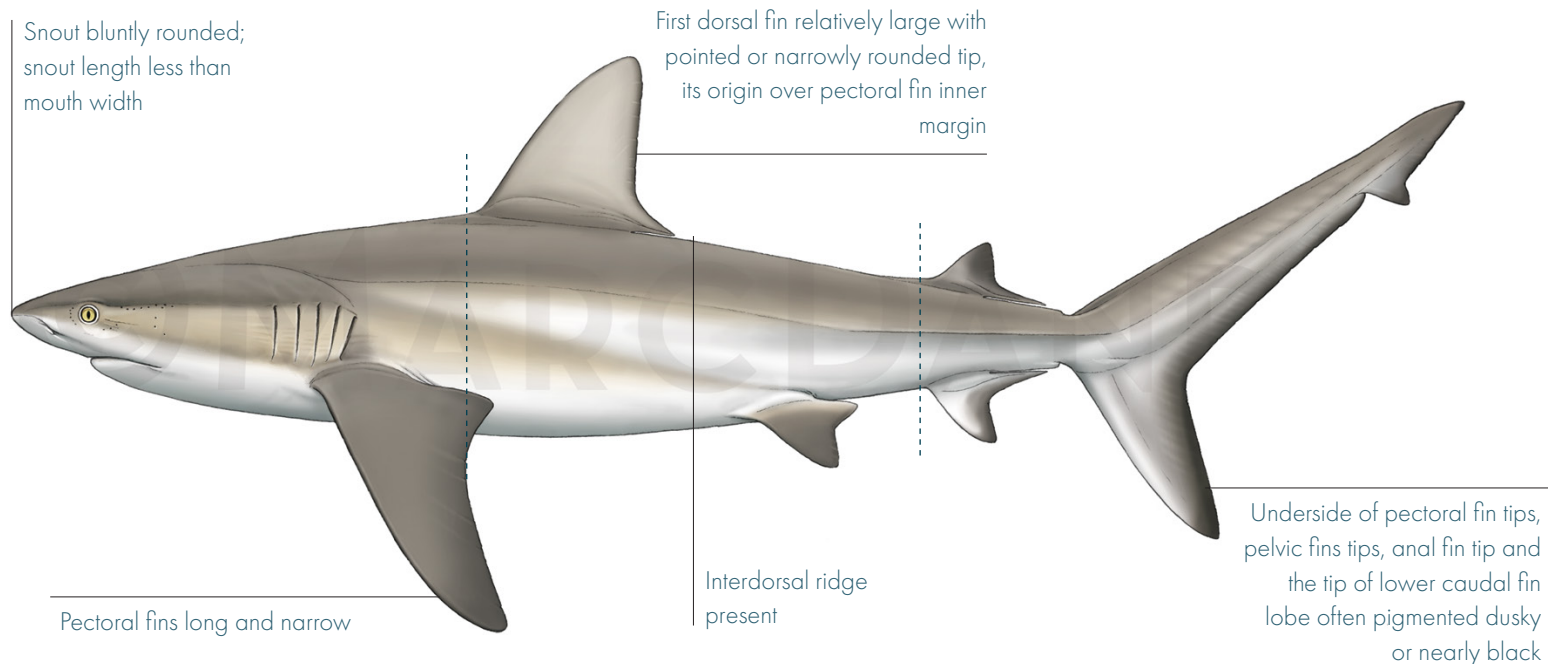
CMS

NA

SHARKS MOU



CARIBBEAN REEF SHARK / *Carcharhinus perezii*



CARCHARHINIDAE

FAMILY

60 CM TL

MIN SIZE

295 CM TL

MAX SIZE

0–378 M

DEPTH RANGE

(POEY, 1876)

SPECIES AUTHORITY

APPENDIX II (2022)

CITES

NA


CMS

NA

SHARKS MOU



SANDBAR SHARK / *Carcharhinus plumbeus*



CARCHARHINIDAE

(NARDO, 1827)

FAMILY

SPECIES AUTHORITY

40 CM TL

APPENDIX II (2022)

MIN SIZE

CITES

300 CM TL

NA

MAX SIZE

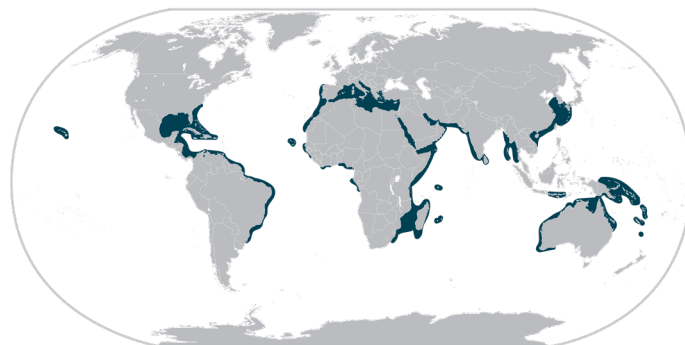
CMS

0-280 M

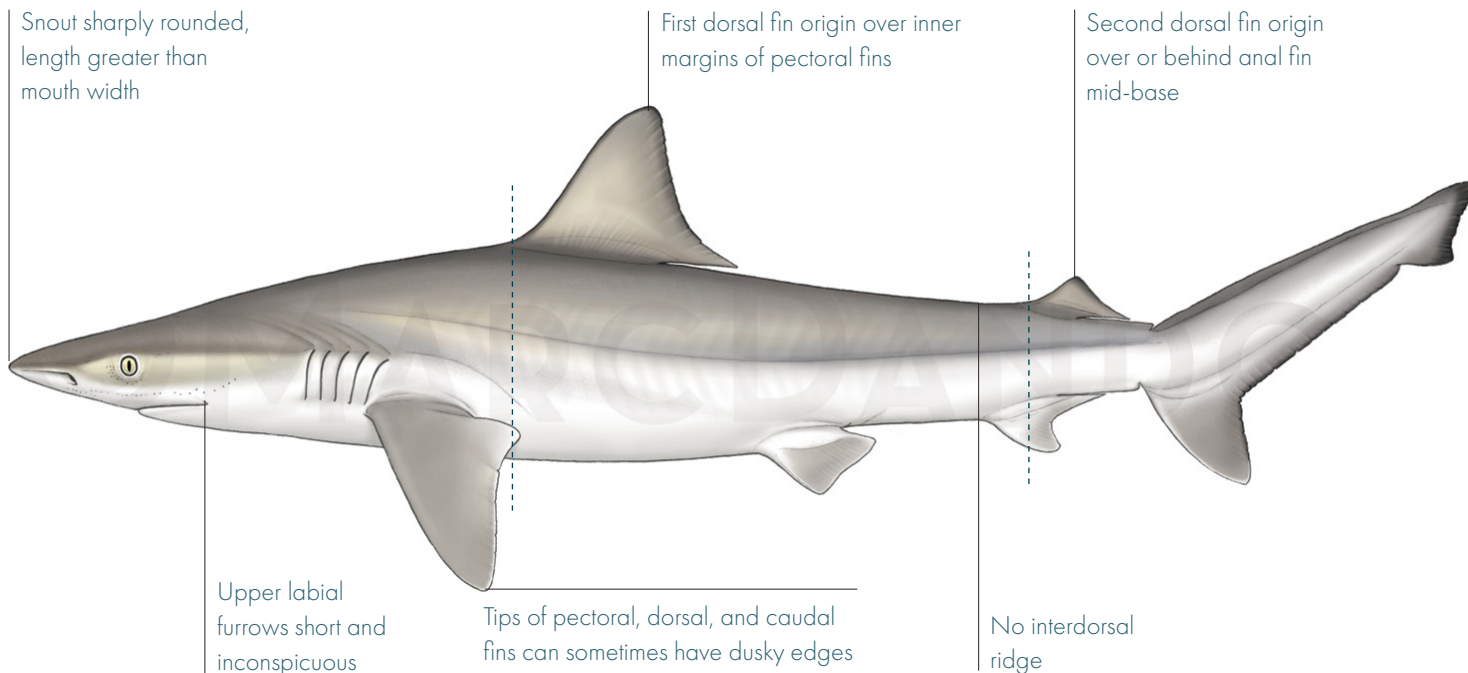
NA

DEPTH RANGE

SHARKS MOU



SMALLTAIL SHARK / *Carcharhinus porosus*



CARCHARHINIDAE

FAMILY

30 CM TL

MIN SIZE

134 CM TL

MAX SIZE

0-84 M

DEPTH RANGE

(RANZANI, 1839)

SPECIES AUTHORITY

APPENDIX II (2022)

CITES

NA

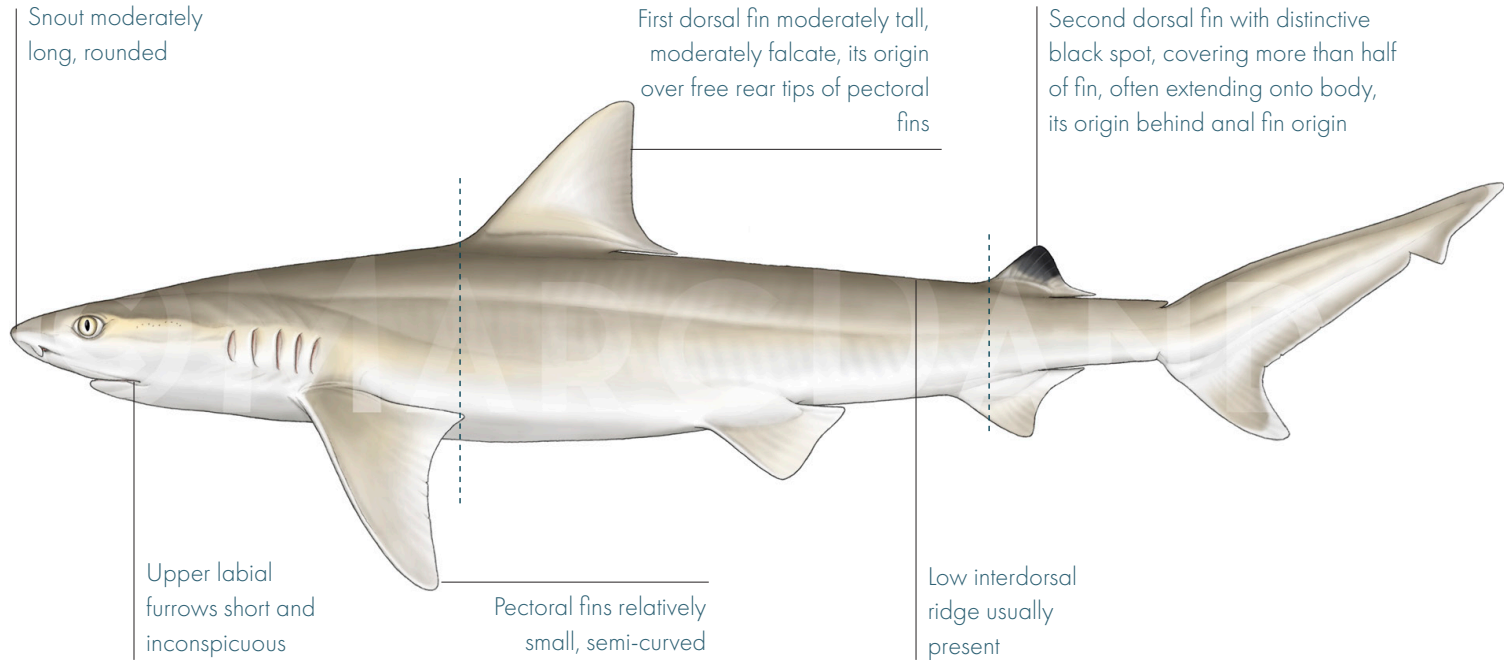
CMS

NA

SHARKS MOU



BLACKSPOT SHARK / *Carcharhinus sealei*



CARCHARHINIDAE

FAMILY

33 CM TL

MIN SIZE

86 CM TL

MAX SIZE

0-40 M

DEPTH RANGE

(PIETSCHMANN, 1913)

SPECIES AUTHORITY

APPENDIX II (2022)

CITES

NA

CMS

NA

SHARKS MOU




NIGHT SHARK / *Carcharhinus signatus*

Snout moderately long, sharply rounded, length equal to or greater than mouth width

First dorsal fin low, with angular or slightly rounded apex, its origin over or slightly behind pectoral fins fin inner margin

Second dorsal fin free rear tip usually twice the length of the second dorsal fin height



Upper labial furrows short and inconspicuous

Some individuals might have scattered dark spots along the body

Interdorsal ridge present

CARCHARHINIDAE

(POEY, 1868)

FAMILY

SPECIES AUTHORITY

60 CM TL

APPENDIX II (2022)

MIN SIZE

CITES

280 CM TL

NA

MAX SIZE

CMS

0-600 M


NA

DEPTH RANGE

SHARKS MOU



SPOTTAIL SHARK / *Carcharhinus sorrah*



CARCHARHINIDAE

(MÜLLER & HENLE, 1839)

FAMILY

SPECIES AUTHORITY

45 CM TL

APPENDIX II (2022)

MIN SIZE

CITES

180 CM TL

NA

MAX SIZE

CMS

0-140 M

NA

DEPTH RANGE


SHARKS MOU



AUSTRALIAN BLACKTIP SHARK / *Carcharhinus tilstoni*

Snout moderately long and pointed, internarial space 1.2–1.4 times preoral snout length

First dorsal fin relatively high, its height <math>< 2.2</math> times in distance between dorsal fin, its origin over inner margins of pectoral fins



Upper labial furrows short, barely noticeable

No interdorsal ridge

Ventral pelvic fins without distinct black tips

All fins except anal fin with distinct black tips

CARCHARHINIDAE

(WHITLEY, 1950)

FAMILY

SPECIES AUTHORITY

NA

APPENDIX II (2022)

MIN SIZE

CITES

200 CM TL

NA

MAX SIZE

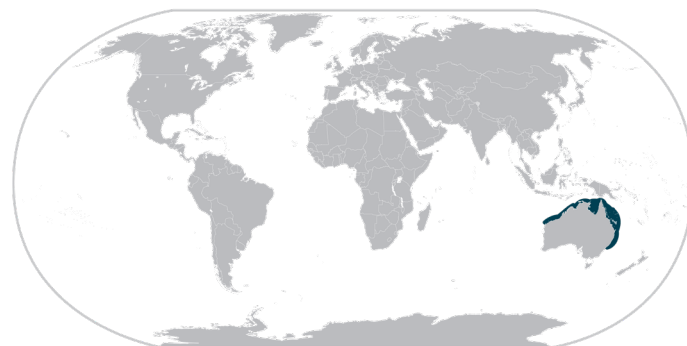
CMS

0–150 M


NA

DEPTH RANGE

SHARKS MOU



INDONESIAN WHALER SHARK / *Carcharhinus tjutjot*



CARCHARHINIDAE

(BLEEKER, 1852)

FAMILY

SPECIES AUTHORITY

34 CM TL

APPENDIX II (2022)

MIN SIZE

CITES

115 CM TL

NA

MAX SIZE

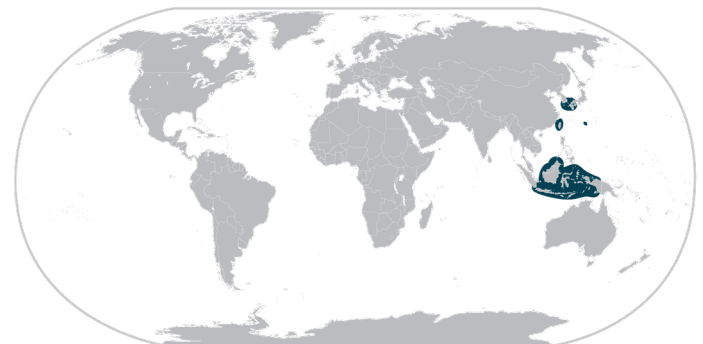
CMS

0–100 M

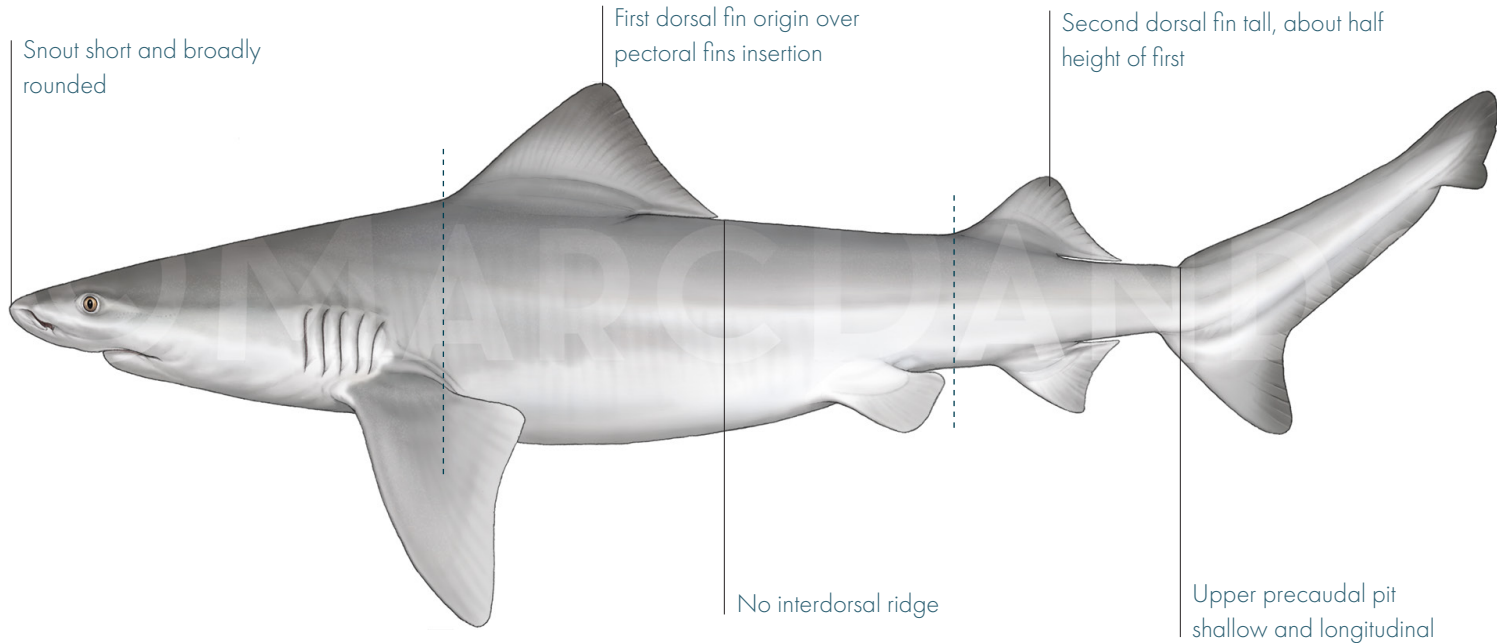
NA

DEPTH RANGE

SHARKS MOU



GANGES SHARK / *Glyphis gangeticus*



CARCHARHINIDAE

(MÜLLER & HENLE, 1839)

FAMILY

SPECIES AUTHORITY

51 CM TL

APPENDIX II (2022)

MIN SIZE

CITES

275 CM TL

NA

MAX SIZE

CMS

0-50 M


NA

DEPTH RANGE

SHARKS MOU



NORTHERN RIVER SHARK / *Glyphis garricki*



CARCHARHINIDAE

FAMILY

50 CM TL

MIN SIZE

251 CM TL

MAX SIZE

0-23 M

DEPTH RANGE

COMPAGNO, WHITE & LAST, 2008

SPECIES AUTHORITY

APPENDIX II (2022)

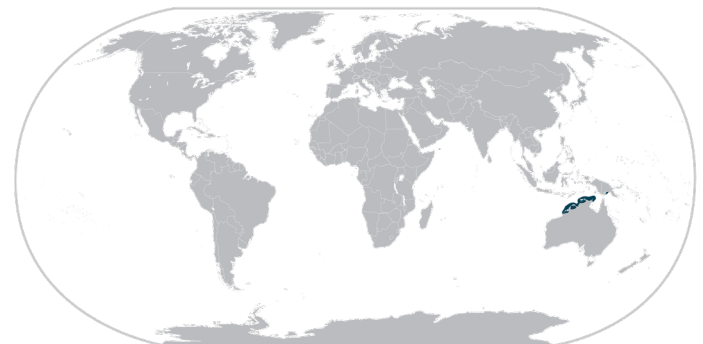
CITES

NA

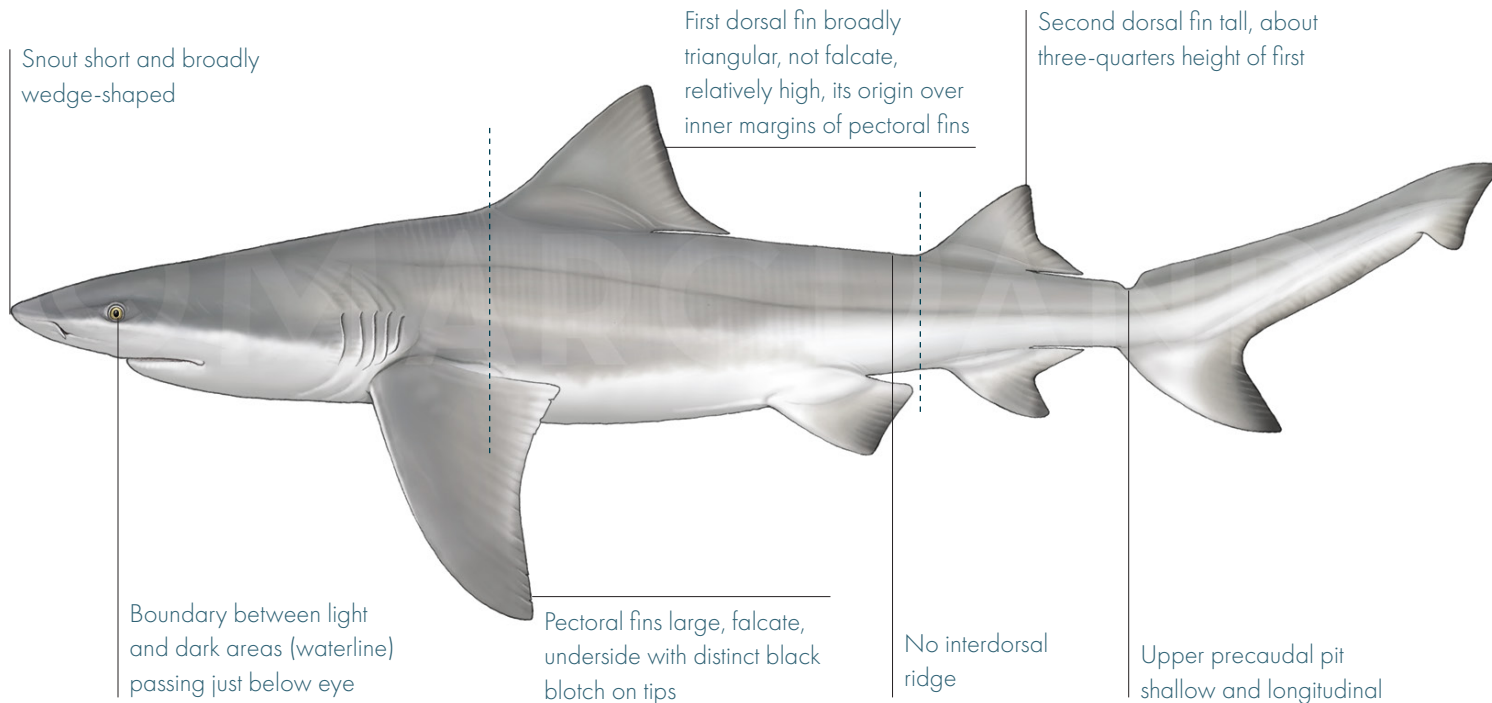
CMS

NA

SHARKS MOU



SPEARTOOTH SHARK / *Glyphis glyphis*



CARCHARHINIDAE

FAMILY

50 CM TL

MIN SIZE

260 CM TL

MAX SIZE

0-23 M

DEPTH RANGE

(MÜLLER & HENLE, 1839)

SPECIES AUTHORITY

APPENDIX II (2022)

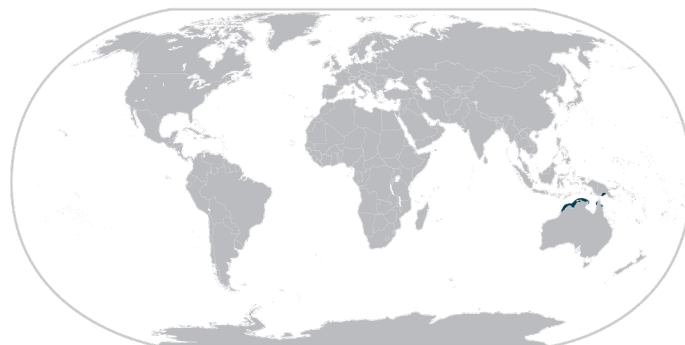
CITES

NA

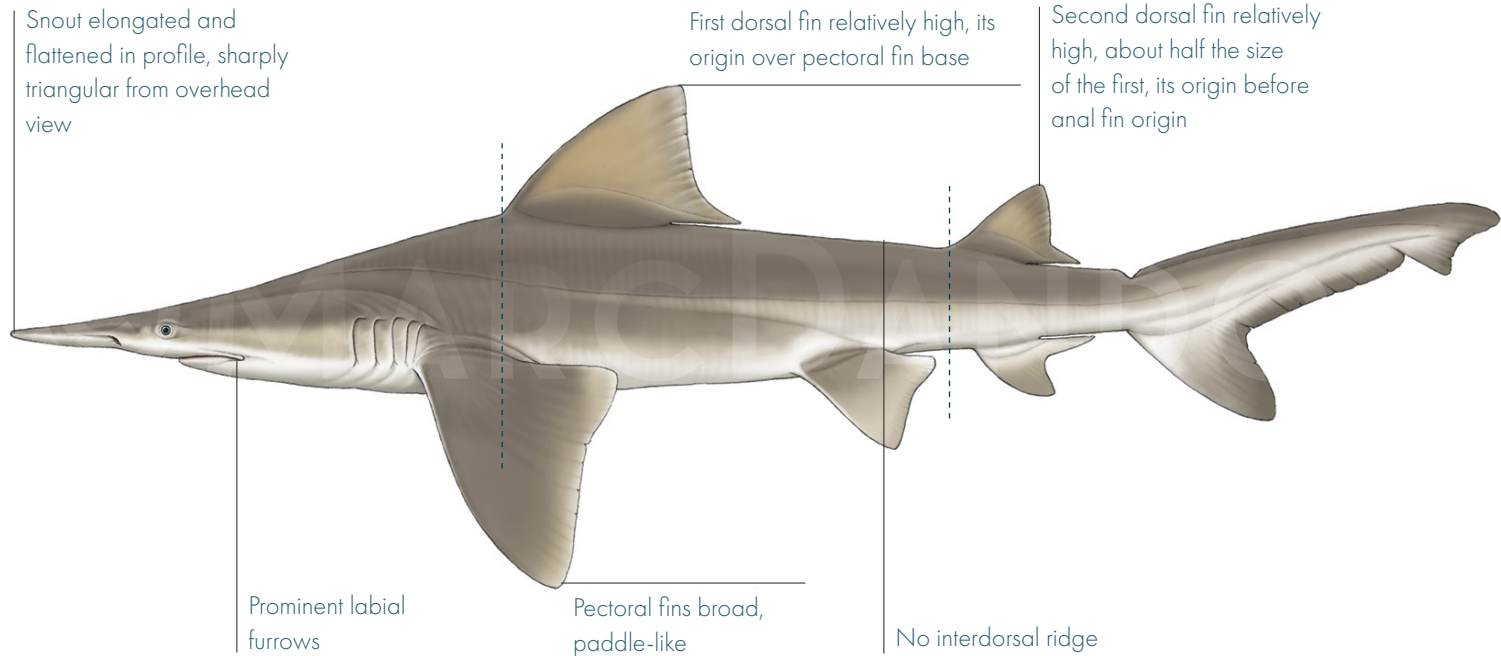
CMS

NA

SHARKS MOU



DAGGERNOSE SHARK / *Isogomphodon oxyrinchus*



CARCHARHINIDAE

(MÜLLER & HENLE, 1839)

FAMILY

SPECIES AUTHORITY

38 CM TL

APPENDIX II (2022)

MIN SIZE

CITES

244 CM TL

NA

MAX SIZE

CMS

0-40 M

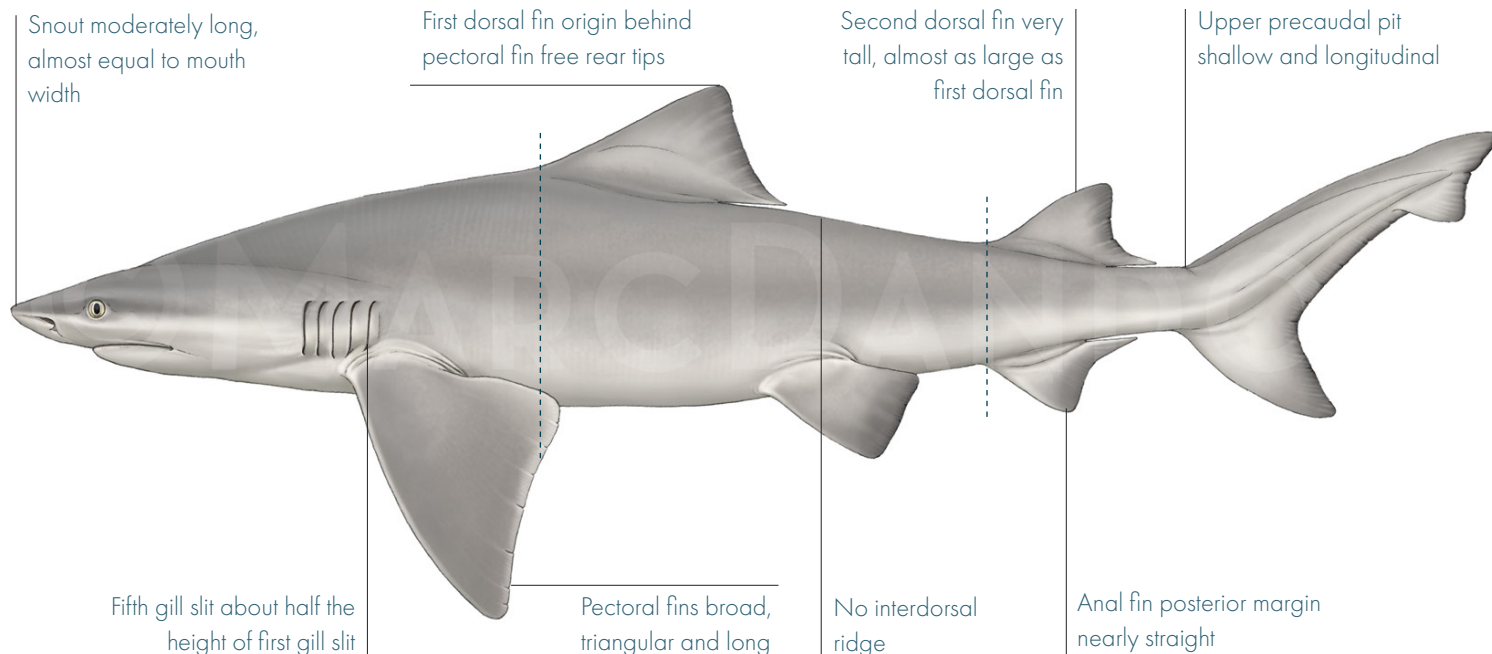
NA

DEPTH RANGE

SHARKS MOU



BROADFIN SHARK / *Lamiopsis temmincki*



CARCHARHINIDAE

(MÜLLER & HENLE, 1839)

FAMILY

SPECIES AUTHORITY

40 CM TL

APPENDIX II (2022)

MIN SIZE

CITES

178 CM TL

NA

MAX SIZE

CMS

0-100 M

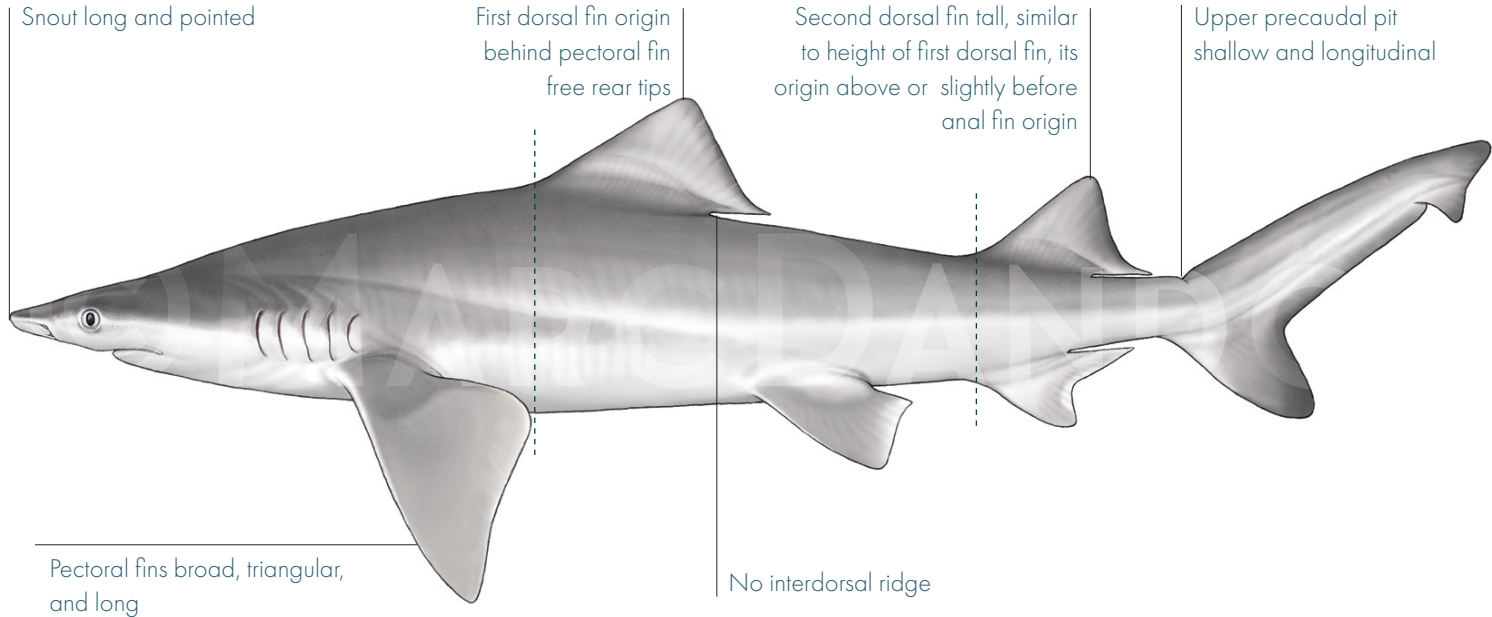
NA

DEPTH RANGE

SHARKS MOU



BORNEO BROADFIN SHARK / *Lamiopsis tephrodes*



CARCHARHINIDAE

(FOWLER, 1905)

FAMILY

SPECIES AUTHORITY

40 CM TL

APPENDIX II (2022)

MIN SIZE

CITES

157 CM TL

NA

MAX SIZE

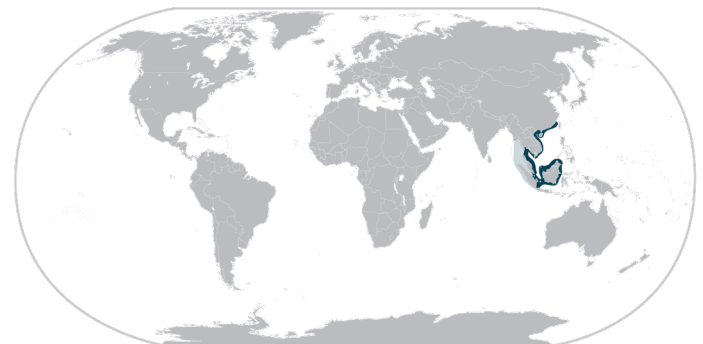
CMS

0-100 M

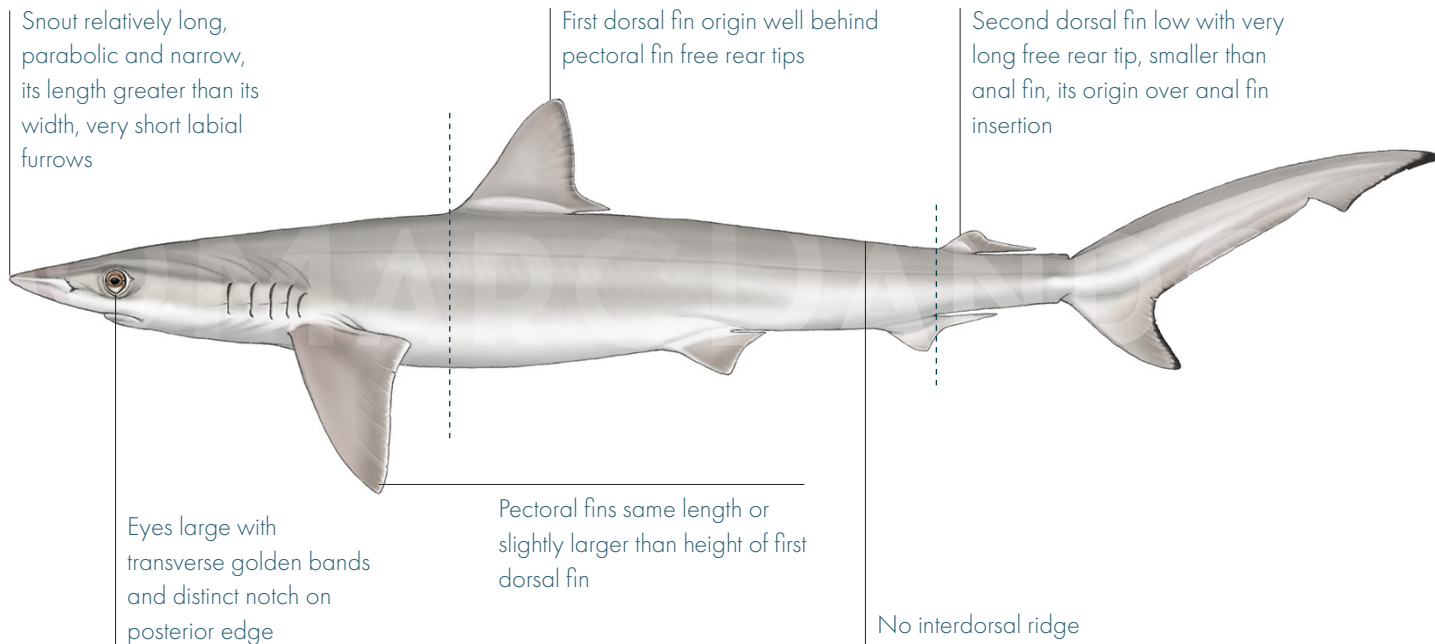
NA

DEPTH RANGE

SHARKS MOU



SLITEYE SHARK / *Loxodon macrorhinus*



CARCHARHINIDAE

FAMILY

40 CM TL

MIN SIZE

99 CM TL

MAX SIZE

0-120 M

DEPTH RANGE

MÜLLER & HENLE, 1839

SPECIES AUTHORITY

APPENDIX II (2022)

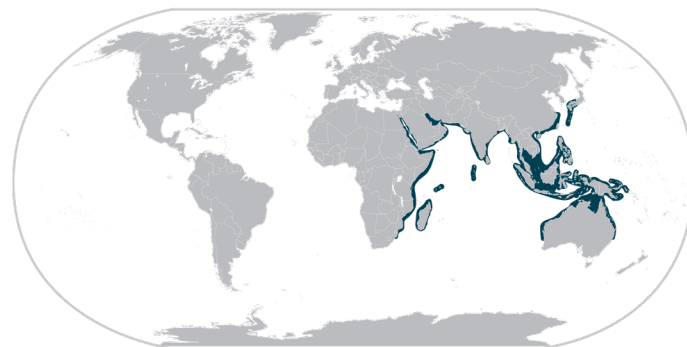
CITES

NA


CMS

NA

SHARKS MOU



WHITENOSE SHARK / *Nasolamia velox*



CARCHARHINIDAE

(GILBERT, 1898)

FAMILY

SPECIES AUTHORITY

NA

APPENDIX II (2022)

MIN SIZE

CITES

165 CM TL

NA

MAX SIZE

CMS

0-192 M

NA

DEPTH RANGE

SHARKS MOU

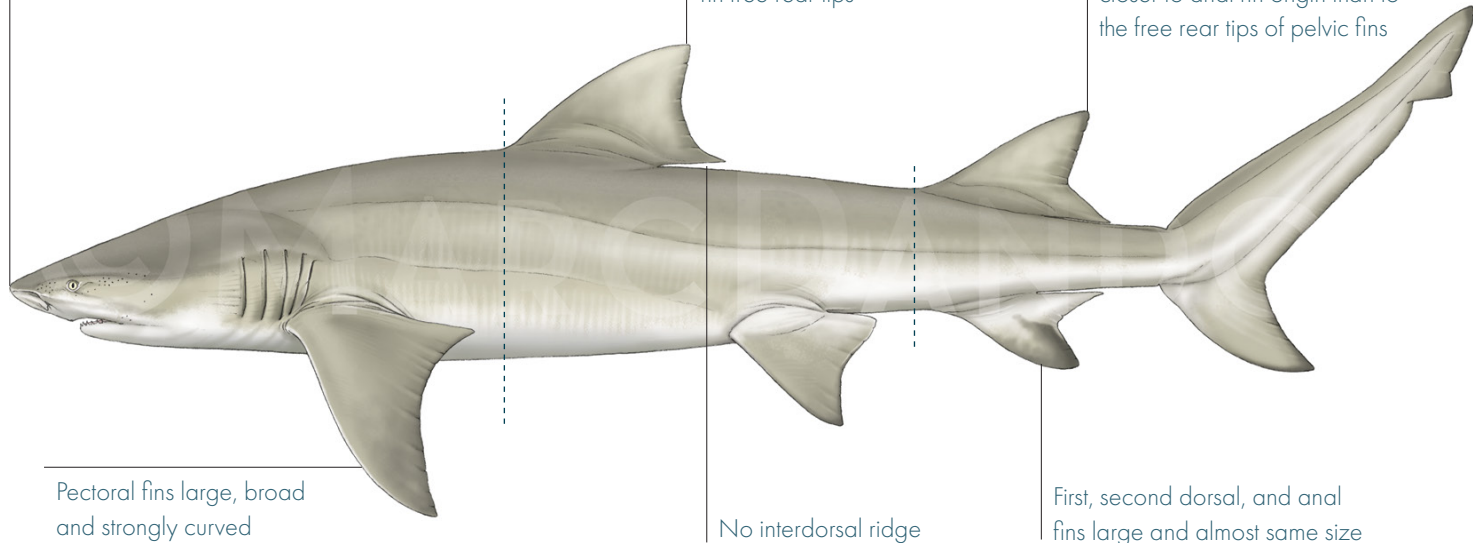


SHARPTOOTH LEMON SHARK / *Negaprion acutidens*

Snout short and broadly rounded

First dorsal fin origin over or slightly behind pectoral fin free rear tips

Second dorsal fin almost as large as first dorsal fin, its origin closer to anal fin origin than to the free rear tips of pelvic fins



Pectoral fins large, broad and strongly curved

No interdorsal ridge

First, second dorsal, and anal fins large and almost same size

CARCHARHINIDAE

FAMILY

45 CM TL

MIN SIZE

310 CM TL

MAX SIZE

0-90 M

DEPTH RANGE

(RÜPPELL, 1837)

SPECIES AUTHORITY

APPENDIX II (2022)

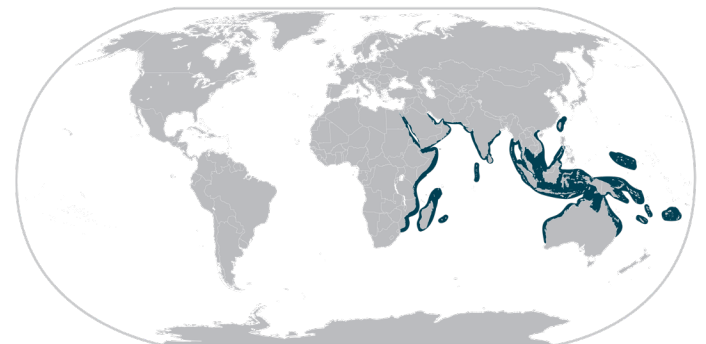
CITES

NA

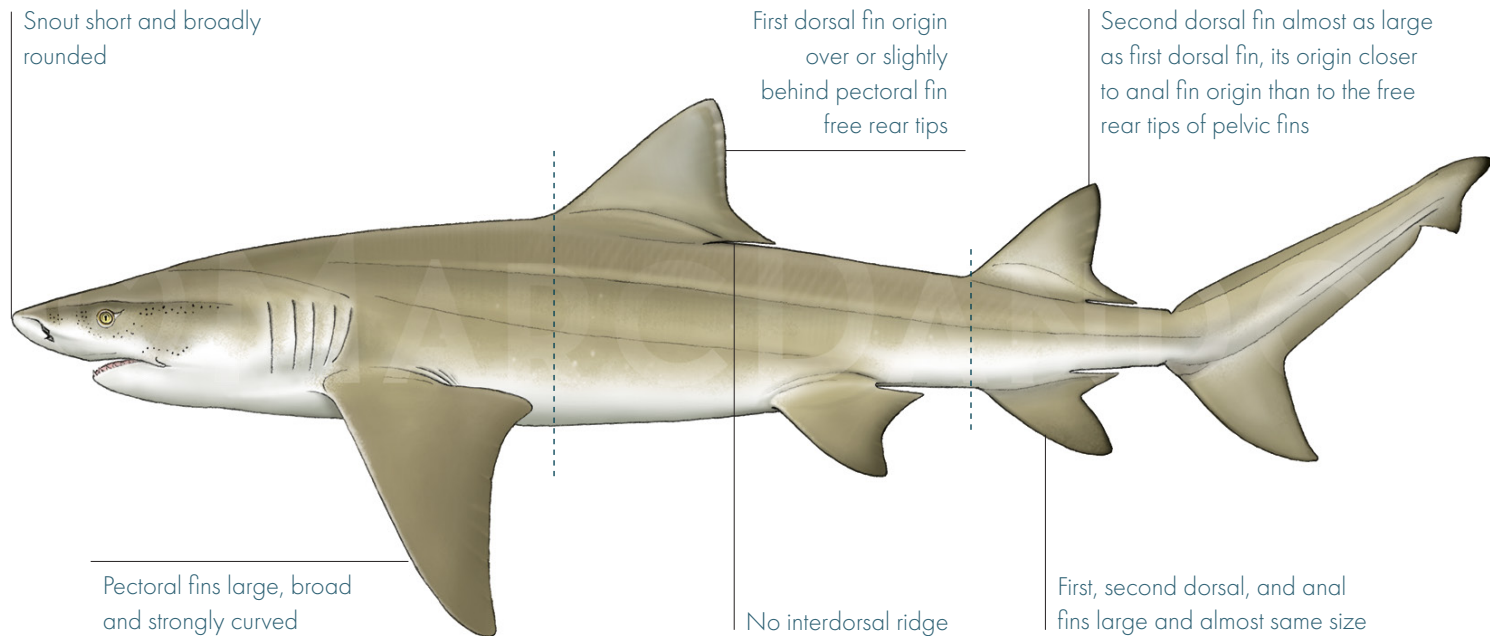
CMS

NA

SHARKS MOU



LEMON SHARK / *Negaprion brevirostris*



CARCHARHINIDAE

FAMILY

60 CM TL

MIN SIZE

368 CM TL

MAX SIZE

0-120 M

DEPTH RANGE

(POEY, 1868)

SPECIES AUTHORITY

APPENDIX II (2022)

CITES

NA

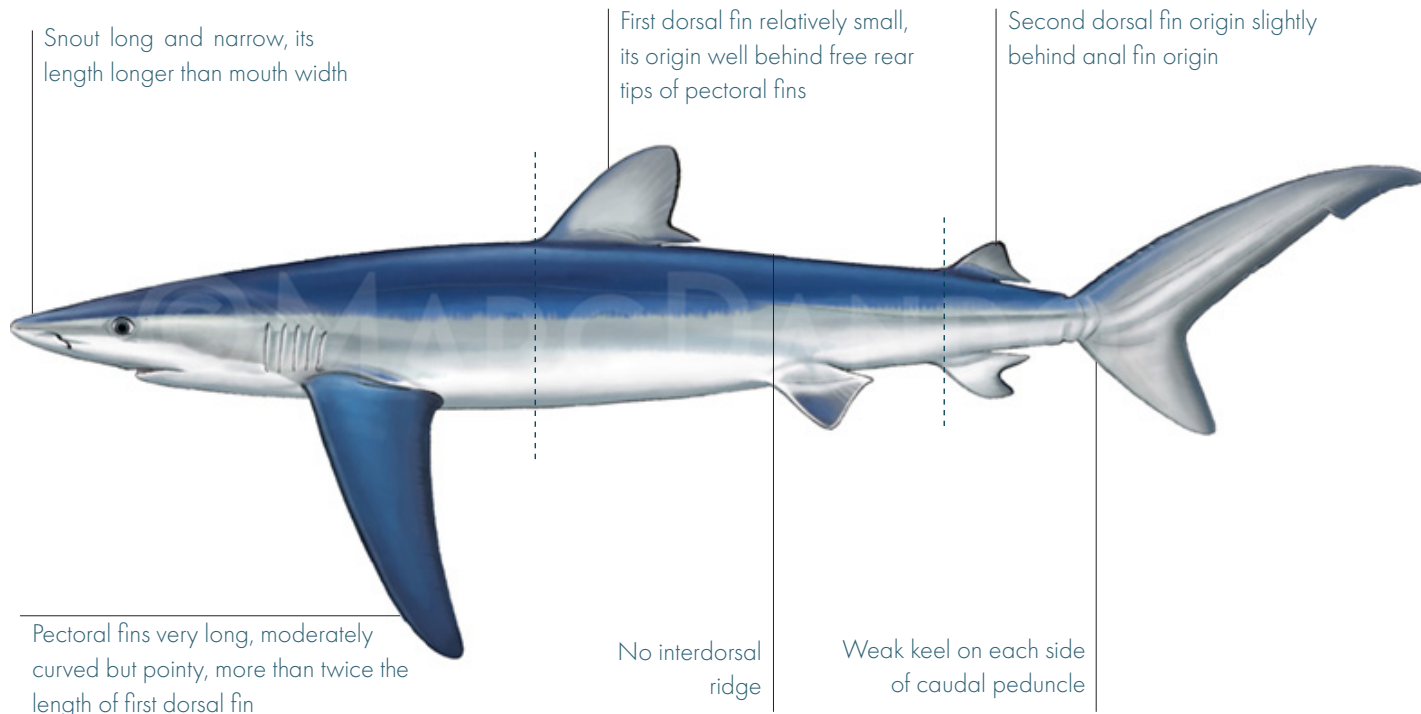
CMS

NA

SHARKS MOU



BLUE SHARK / *Prionace glauca*



CARCHARHINIDAE

(LINNAEUS, 1758)

FAMILY

SPECIES AUTHORITY

35 CM TL

APPENDIX II (2022)

MIN SIZE

CITES

380 CM TL

APPENDIX II (2017)

MAX SIZE

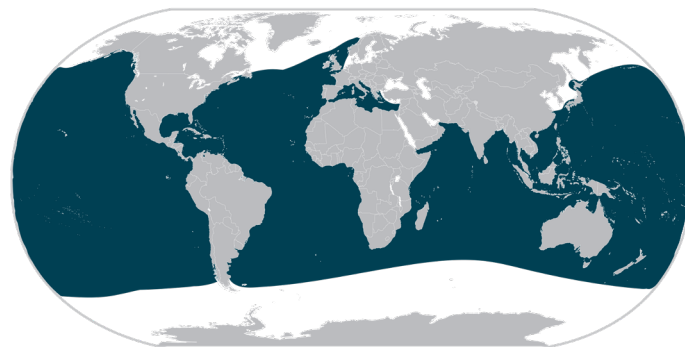
CMS

0-1,000 M

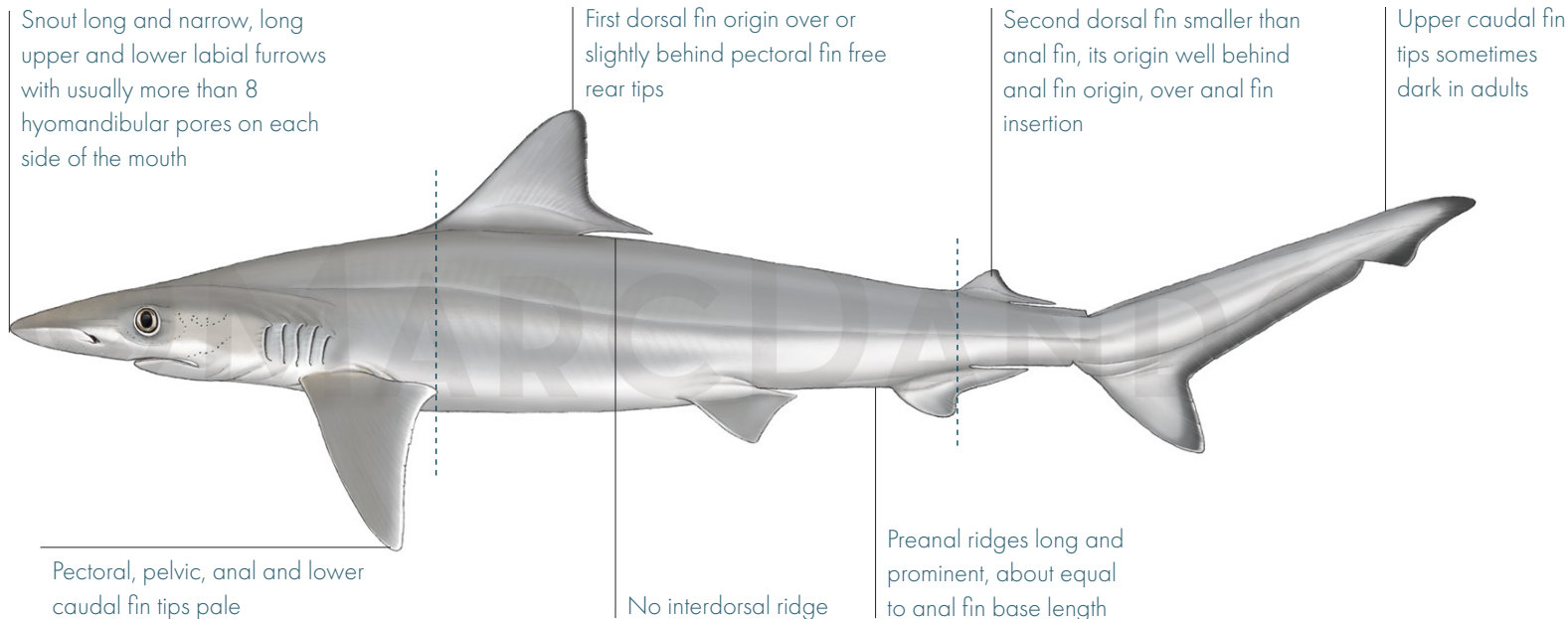
NA

DEPTH RANGE

SHARKS MOU



MILK SHARK / *Rhizoprionodon acutus*



CARCHARHINIDAE

FAMILY

25 CM TL

MIN SIZE

~140 CM TL

MAX SIZE

0-200 M

DEPTH RANGE

(RÜPPELL, 1837)

SPECIES AUTHORITY

APPENDIX II (2022)

CITES

NA


CMS

NA

SHARKS MOU



BRAZILIAN SHARPNOSE SHARK / *Rhizoprionodon lalandii*



CARCHARHINIDAE

(MÜLLER & HENLE, 1839)

FAMILY

SPECIES AUTHORITY

33 CM TL

APPENDIX II (2022)

MIN SIZE

CITES

102 CM TL

NA

MAX SIZE

CMS

0–149 M

NA

DEPTH RANGE

SHARKS MOU




PACIFIC SHARPNOSE SHARK / *Rhizoprionodon longurio*

Snout moderately rounded, long upper and lower labial furrows with usually 8–15 hyomandibular pores on each side of the mouth

First dorsal fin origin over or slightly behind pectoral fin free rear tips

Second dorsal fin smaller than anal fin, its origin well behind anal fin origin



Pectoral, pelvic, anal and lower caudal fin tips pale, dorsal fins with dusky edges

Usually no interdorsal ridge, low if present

Preanal ridges long and prominent

CARCHARHINIDAE

(JORDAN & GILBERT, 1882)

FAMILY

SPECIES AUTHORITY

33 CM TL

APPENDIX II (2022)

MIN SIZE

CITES

154 CM TL

NA

MAX SIZE

CMS

0–100 M

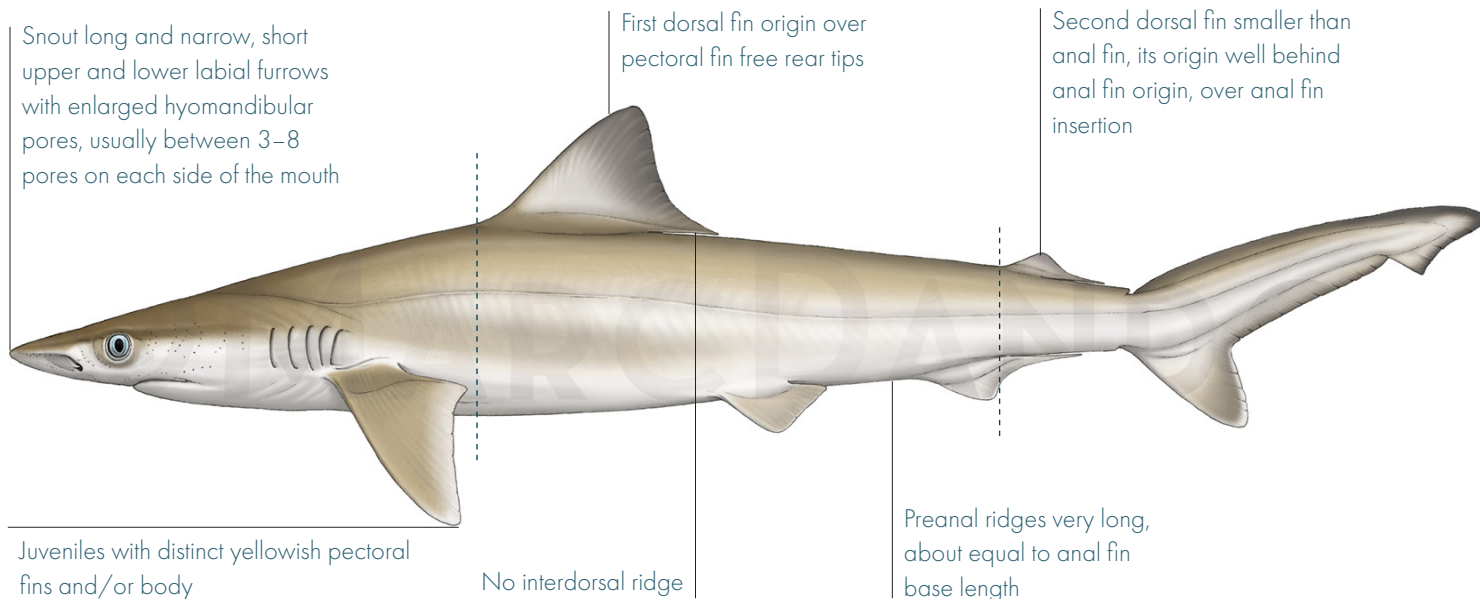
NA

DEPTH RANGE

SHARKS MOU



GREY SHARPNOSE SHARK / *Rhizoprionodon oligoinx*



CARCHARHINIDAE

FAMILY

20 CM TL

MIN SIZE

88 CM TL

MAX SIZE

0–36 M

DEPTH RANGE

SPRINGER, 1964

SPECIES AUTHORITY

APPENDIX II (2022)

CITES

NA

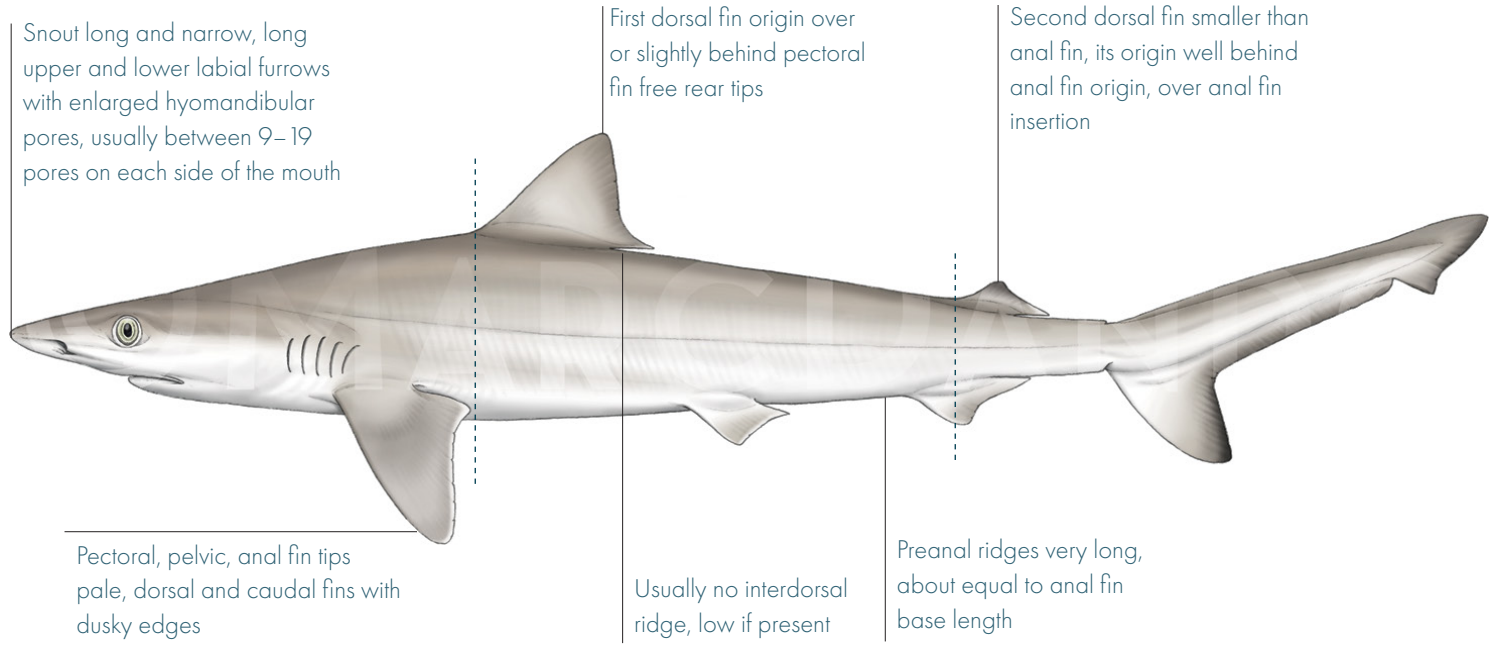
CMS

NA

SHARKS MOU



CARIBBEAN SHARPNOSE SHARK / *Rhizoprionodon porosus*



CARCHARHINIDAE

FAMILY

31 CM TL

MIN SIZE

~100 CM TL

MAX SIZE

0–500 M

DEPTH RANGE

(POEY, 1861)

SPECIES AUTHORITY

APPENDIX II (2022)

CITES

NA


CMS

NA

SHARKS MOU



AUSTRALIAN SHARPNOSE SHARK / *Rhizoprionodon taylori*



CARCHARHINIDAE

(OGILBY, 1915)

FAMILY

SPECIES AUTHORITY

22 CM TL

APPENDIX II (2022)

MIN SIZE

CITES

88 CM TL

NA

MAX SIZE

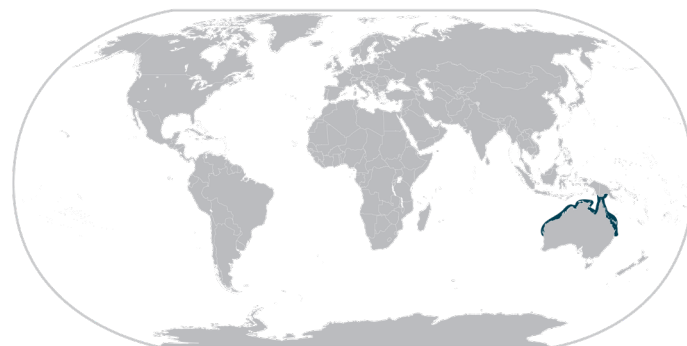
CMS

0–110 M


NA

DEPTH RANGE

SHARKS MOU



ATLANTIC SHARPNOSE SHARK / *Rhizoprionodon terraenovae*



CARCHARHINIDAE

(RICHARDSON, 1836)

FAMILY

SPECIES AUTHORITY

~29 CM TL

APPENDIX II (2022)

MIN SIZE

CITES

113 CM TL

NA

MAX SIZE

CMS

0-280 M

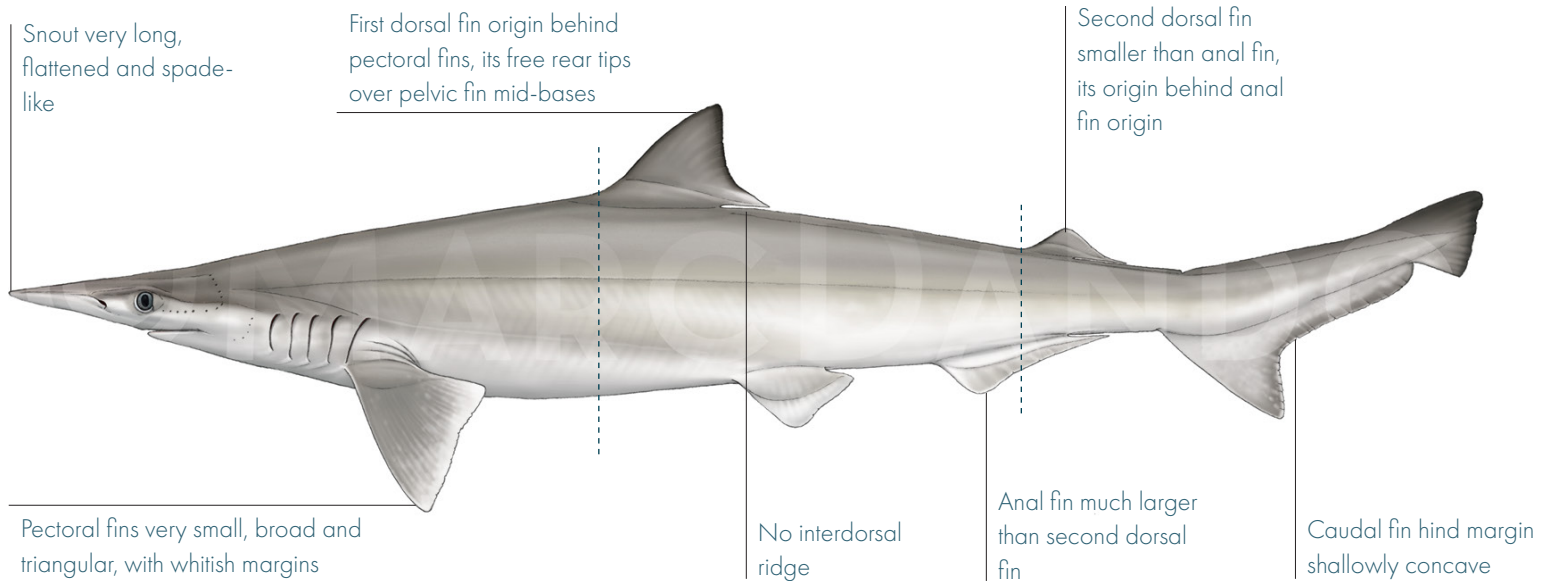
NA

DEPTH RANGE

SHARKS MOU



SPADENOSE SHARK / *Scoliodon laticaudus*



CARCHARHINIDAE

FAMILY

12 CM TL

MIN SIZE

74 CM TL

MAX SIZE

0-75 M

DEPTH RANGE

MÜLLER & HENLE, 1838

SPECIES AUTHORITY

APPENDIX II (2022)

CITES

NA

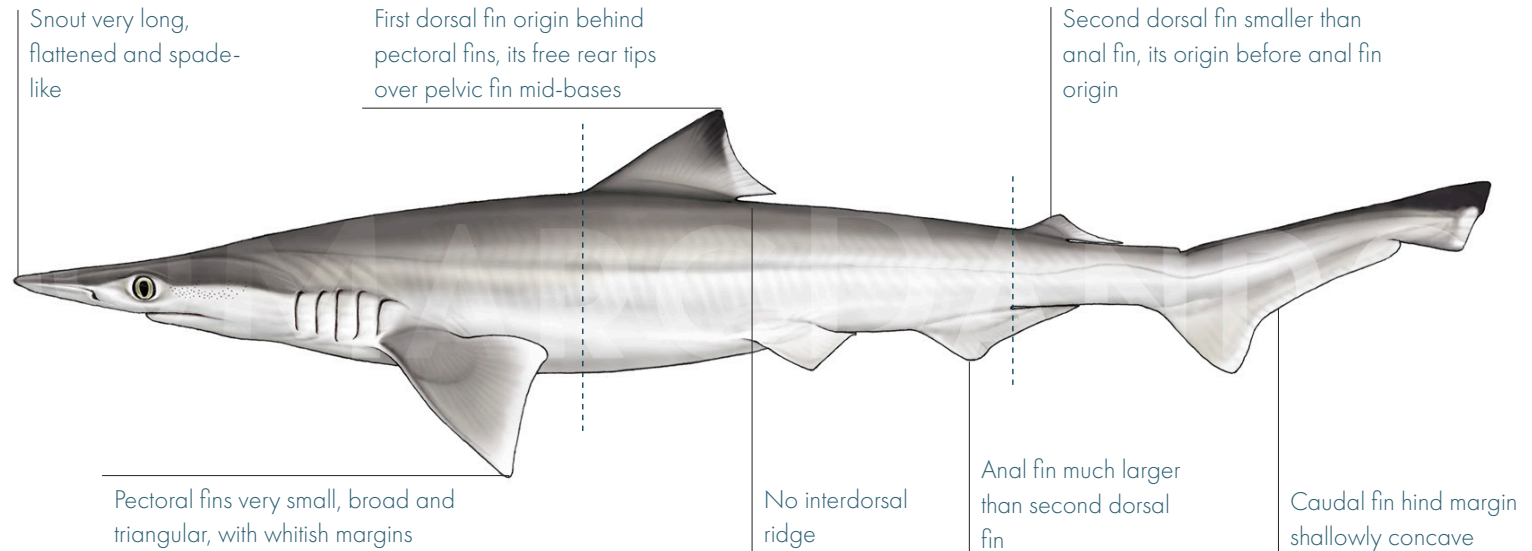
CMS

NA

SHARKS MOU



PACIFIC SPADENOSE SHARK/ *Scoliodon macrorhynchos*



CARCHARHINIDAE

(BLEEKER, 1852)

FAMILY

SPECIES AUTHORITY

12 CM TL

APPENDIX II (2022)

MIN SIZE

CITES

71 CM TL

NA

MAX SIZE

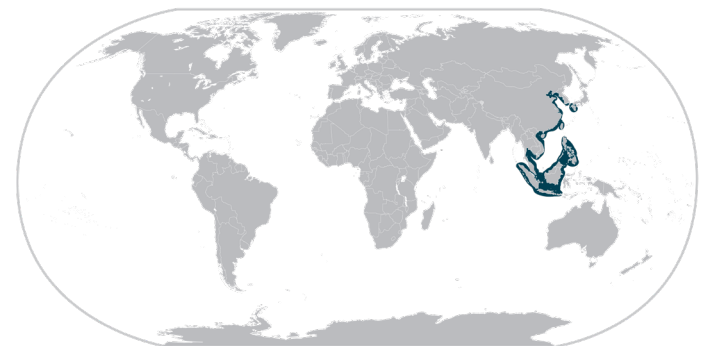
CMS

0-330 M


NA

DEPTH RANGE

SHARKS MOU



WHITETIP REEF SHARK / *Triaenodon obesus*



CARCHARHINIDAE

(RÜPPELL, 1837)

FAMILY

SPECIES AUTHORITY

52 CM TL

APPENDIX II (2022)

MIN SIZE

CITES

213 CM TL

NA

MAX SIZE

CMS

0-330 M

NA

DEPTH RANGE


SHARKS MOU




HAMMERHEAD SHARKS / 9 SPECIES



Winghead Shark / p. 94
Eusphyrina blochii




Sphyrna mokarran



Smooth Hammerhead / p. 102
Sphyrna zygaena



Carolina Hammerhead / p. 96
Sphyrna gilberti



Scalloped Bonnethead / p. 95
Sphyrna corona



Bonnethead Shark / p. 100
Sphyrna tiburo



Scalloped Hammerhead / p. 97
Sphyrna lewini

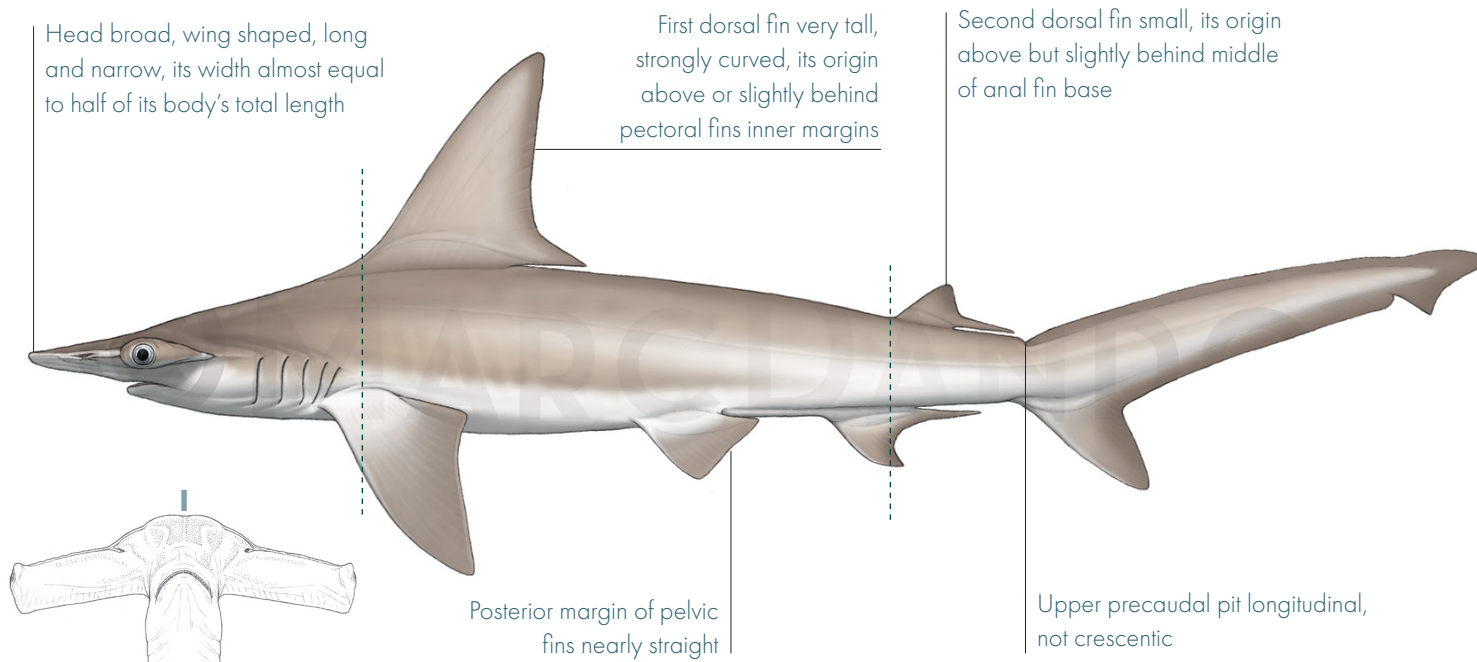


Smalleye Hammerhead / p. 101
Sphyrna tudes



Scoophead Shark / p. 98
Sphyrna media

WINGHEAD SHARK / *Eusphyra blochii*



SPHYRNIDAE

(CUVIER, 1816)

FAMILY

SPECIES AUTHORITY

32 CM TL

APPENDIX II (2022)

MIN SIZE

CITES

186 CM TL

NA

MAX SIZE

CMS

0-127 M

NA

DEPTH RANGE

SHARKS MOU




SCALLOPED BONNETHEAD / *Sphyrna corona*

Head broad, anterior margin broadly arched with very shallow side and central indentations

First dorsal fin moderately large and erect, rear margin concave, its origin over inner pectoral margin, free rear tip over pelvic origins

Second dorsal fin relatively small, its origin above but slightly behind middle of anal fin base



Coloration of hammer, pectorals, pelvics, and anal fins yellowish

Anal fin base larger than second dorsal fin base, its rear margin almost straight

SPHYRNIDAE

FAMILY

23 CM TL

MIN SIZE

92 CM TL

MAX SIZE

0-100 M

DEPTH RANGE

SPRINGER, 1940

SPECIES AUTHORITY

APPENDIX II (2022)

CITES

NA


CMS

NA

SHARKS MOU



CAROLINA HAMMERHEAD / *Sphyrna gilberti*



SPHYRNIDAE

QUATTRO, DRIGGERS III, GRADY, ULRICH & ROBERTS, 2013

FAMILY

SPECIES AUTHORITY

39 CM TL

APPENDIX II (2022)

MIN SIZE

CITES

69 CM TL

NA

MAX SIZE

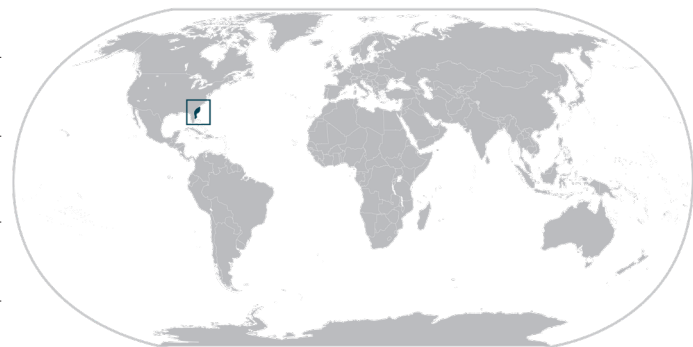
CMS

0-100 M

NA

DEPTH RANGE

SHARKS MOU




SCALLOPED HAMMERHEAD / *Sphyrna lewini*

Head anterior margin curved, strong central notch

First dorsal fin tall, broad, its origin over or behind pectoral fin inner margin, free rear tip before pelvic fins origin

Second dorsal fin small, its origin over or behind middle of anal fin, long free rear tip nearly to upper caudal fin origin



Posterior margin of pelvic fins nearly straight

Anal fin base larger than second dorsal fin base, posterior margin deeply notched

SPHYRNIDAE

(GRIFFITH & SMITH, 1834)

FAMILY

SPECIES AUTHORITY

31 CM TL

APPENDIX II (2013)

MIN SIZE

CITES

430 CM TL

APPENDIX II (2014)

MAX SIZE

CMS

0-1,043 M

2016

DEPTH RANGE

SHARKS MOU




SCOOPHEAD SHARK / *Sphyrna media*

Head broad, anterior margin broadly arched with very shallow side and central indentations

First dorsal fin tall, broad, its origin over or behind pectoral fin inner margin, free rear tip reaching over or behind pelvic fins origin

Second dorsal fin small, its origin over middle of anal fin, its base about half length of anal fin base



SPHYRNIDAE

FAMILY

34 CM TL

MIN SIZE

150 CM TL

MAX SIZE

0-100 M

DEPTH RANGE

SPRINGER, 1940

SPECIES AUTHORITY

APPENDIX II (2022)

CITES

NA


CMS

NA

SHARKS MOU



GREAT HAMMERHEAD / *Sphyrna mokarran*



SPHYRNIDAE

(RÜPPELL, 1837)

FAMILY

SPECIES AUTHORITY

50 CM TL

APPENDIX II (2013)

MIN SIZE

CITES

610 CM TL

APPENDIX II (2014)

MAX SIZE

CMS

0-300 M

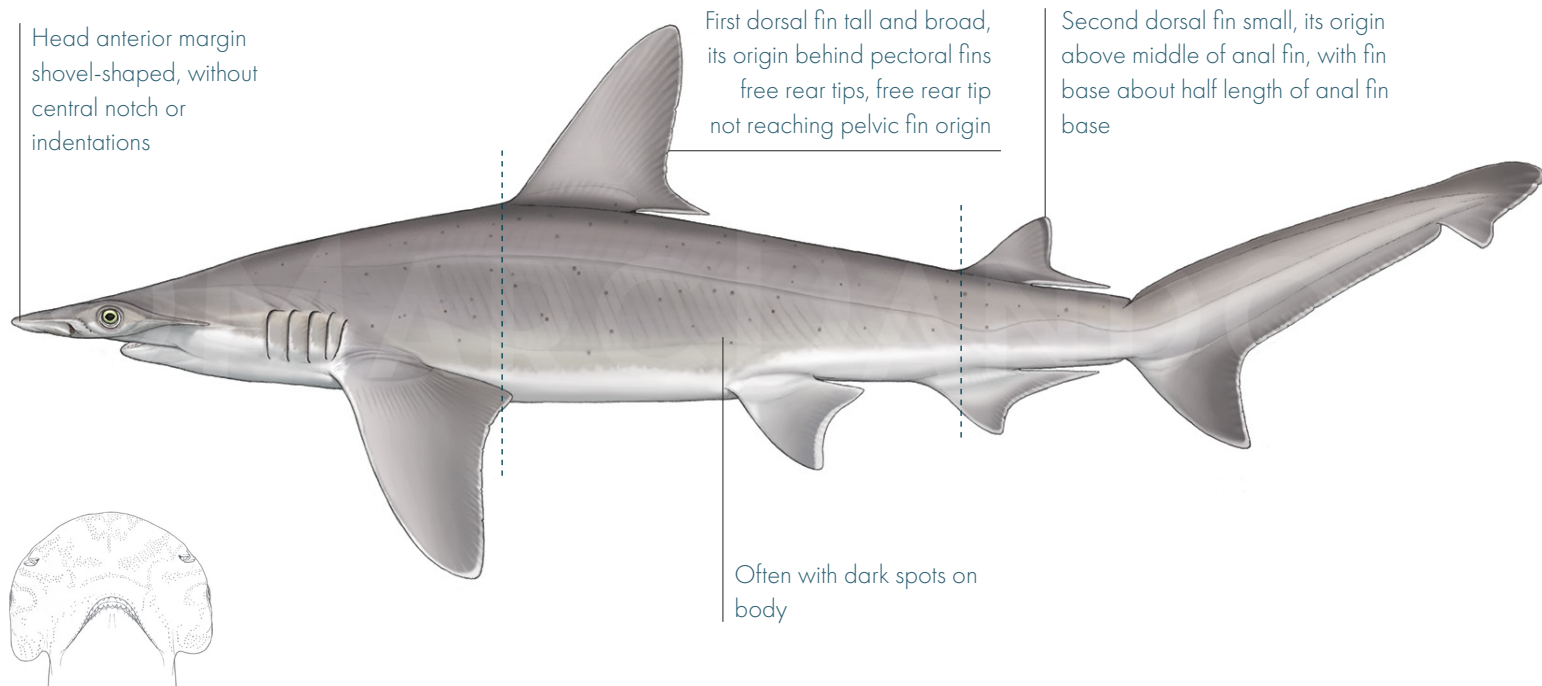
2016

DEPTH RANGE

SHARKS MOU



BONNETHEAD SHARK / *Sphyrna tiburo*



SPHYRNIDAE

(LINNAEUS, 1758)

FAMILY

SPECIES AUTHORITY

24 CM TL

APPENDIX II (2022)

MIN SIZE

CITES

150 CM TL

NA

MAX SIZE

CMS

0-90 M

NA

DEPTH RANGE

SHARKS MOU



SMALLEYE HAMMERHEAD / *Sphyrna tudes*

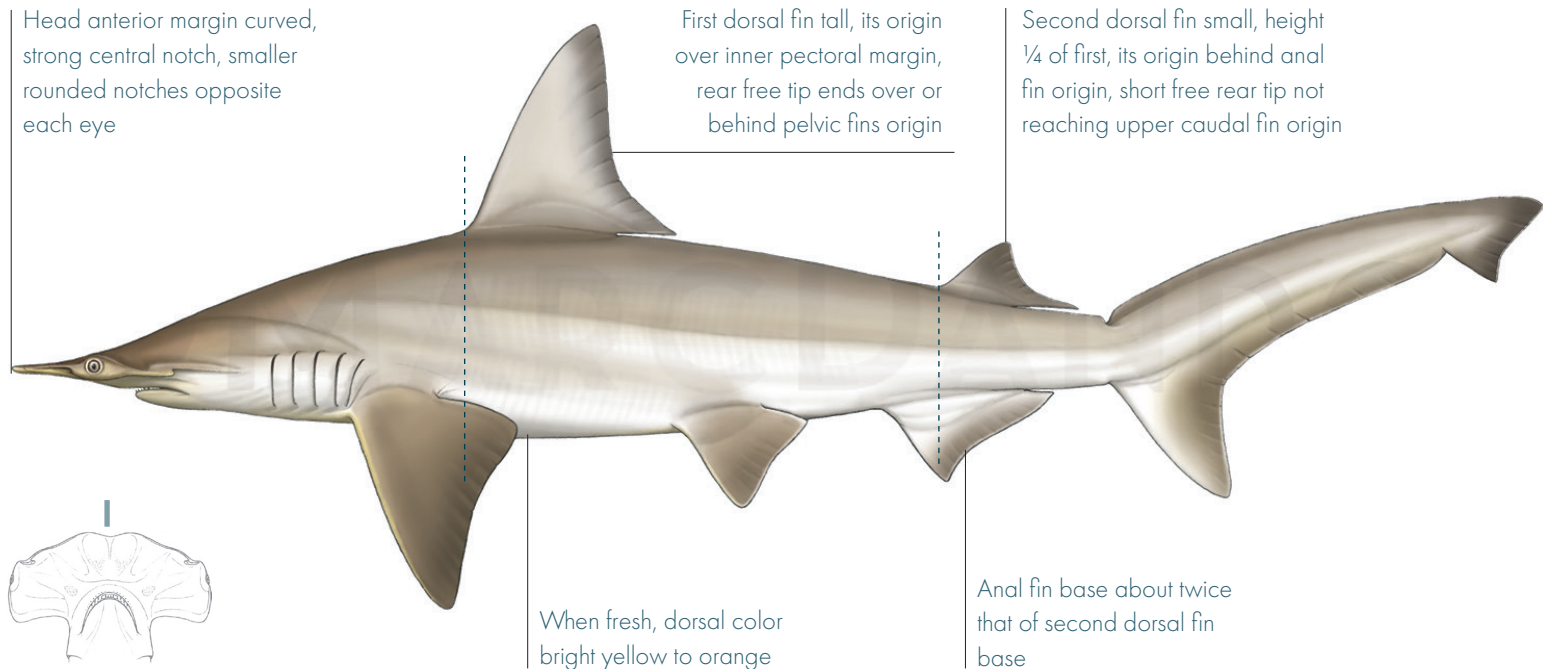
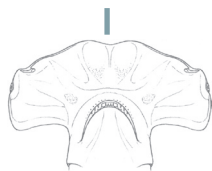
Head anterior margin curved, strong central notch, smaller rounded notches opposite each eye

First dorsal fin tall, its origin over inner pectoral margin, rear free tip ends over or behind pelvic fins origin

Second dorsal fin small, height $\frac{1}{4}$ of first, its origin behind anal fin origin, short free rear tip not reaching upper caudal fin origin

When fresh, dorsal color bright yellow to orange

Anal fin base about twice that of second dorsal fin base



SPHYRNIDAE

FAMILY

30 CM TL

MIN SIZE

150 CM TL

MAX SIZE

0-80 M

DEPTH RANGE

(VALENCIENNES, 1822)

SPECIES AUTHORITY

APPENDIX II (2022)

CITES

NA

CMS

NA

SHARKS MOU

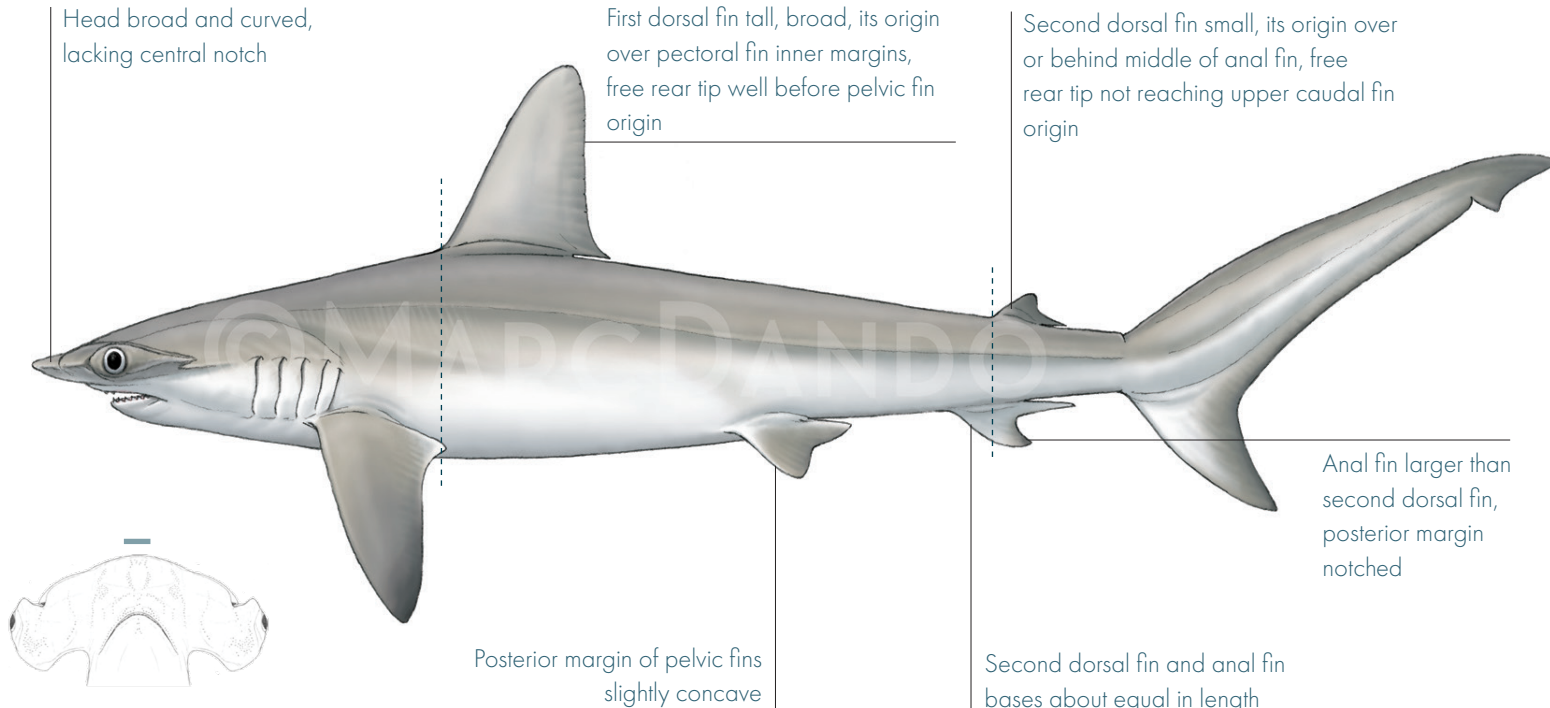


SMOOTH HAMMERHEAD / *Sphyrna zygaena*

Head broad and curved, lacking central notch

First dorsal fin tall, broad, its origin over pectoral fin inner margins, free rear tip well before pelvic fin origin

Second dorsal fin small, its origin over or behind middle of anal fin, free rear tip not reaching upper caudal fin origin



SPHYRNIDAE

(LINNAEUS, 1758)

FAMILY

SPECIES AUTHORITY

49 CM TL

APPENDIX II (2013)

MIN SIZE

CITES

400 CM TL

APPENDIX II (2020)

MAX SIZE

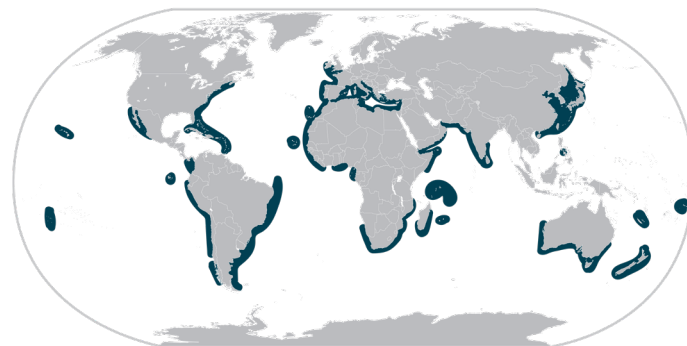
CMS

0-200 M


2018

DEPTH RANGE

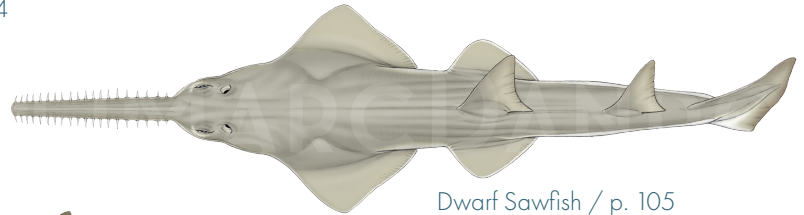
SHARKS MOU




SAWFISHES / 5 SPECIES




Narrow Sawfish / p. 104
Anoxypristis cuspidata




Dwarf Sawfish / p. 105
Pristis clavata



Smalltooth Sawfish / p. 106
Pristis pectinata




Green Sawfish / p. 108
Pristis zijsron



Largetooth Sawfish / p. 107
Pristis pristis

NARROW SAWFISH / *Anoxypristis cuspidata*



PRISTIDAE

(LATHAM, 1794)

FAMILY

SPECIES AUTHORITY

50 CM TL

APPENDIX I (2007)

MIN SIZE

CITES

470 CM TL

APPENDIX I & II (2014)

MAX SIZE

CMS

0–100 M

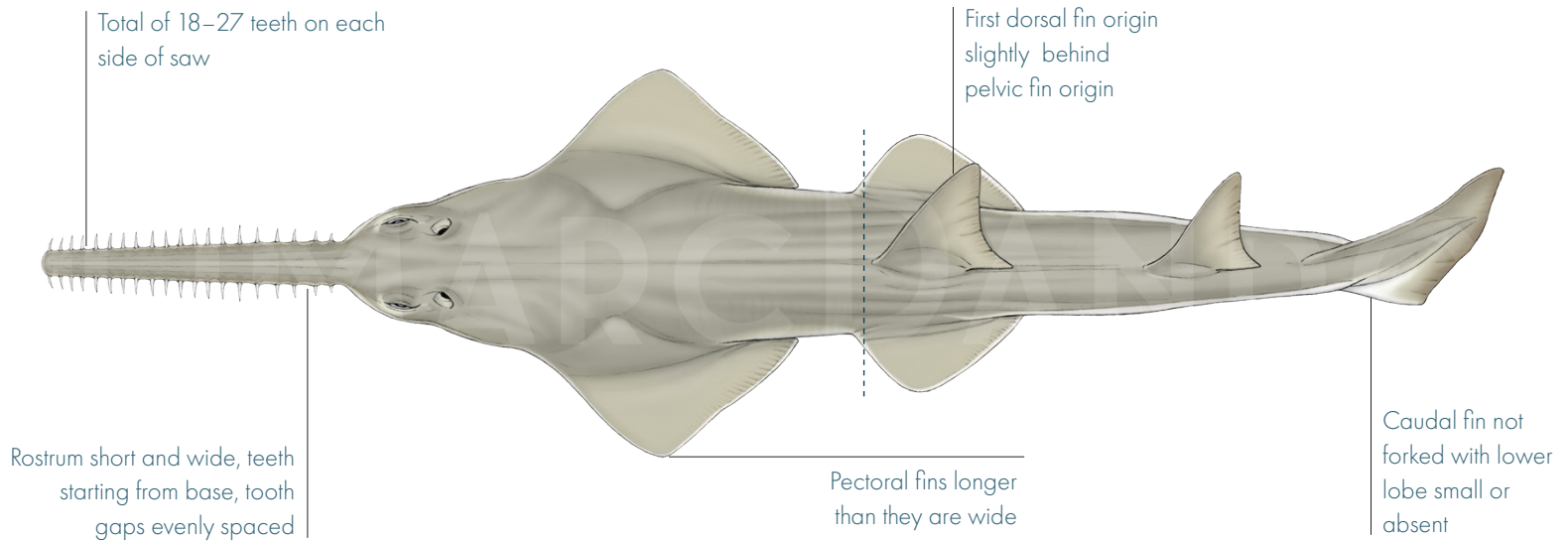
2016

DEPTH RANGE

SHARKS MOU



DWARF SAWFISH / *Pristis clavata*



PRISTIDAE

FAMILY

60 CM TL

MIN SIZE

318 CM TL

MAX SIZE

0–20 M

DEPTH RANGE

GARMAN, 1906

SPECIES AUTHORITY

APPENDIX I (2007)

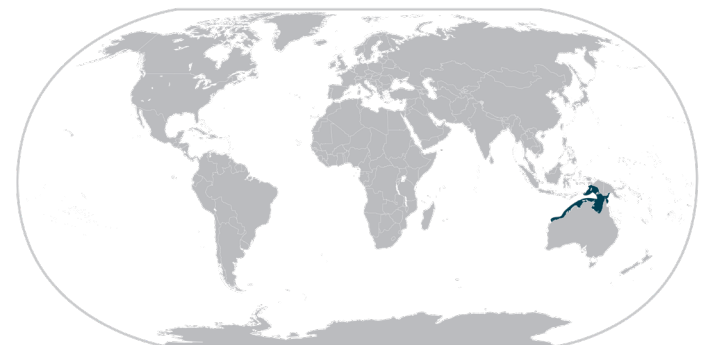
CITES

APPENDIX I & II (2014)

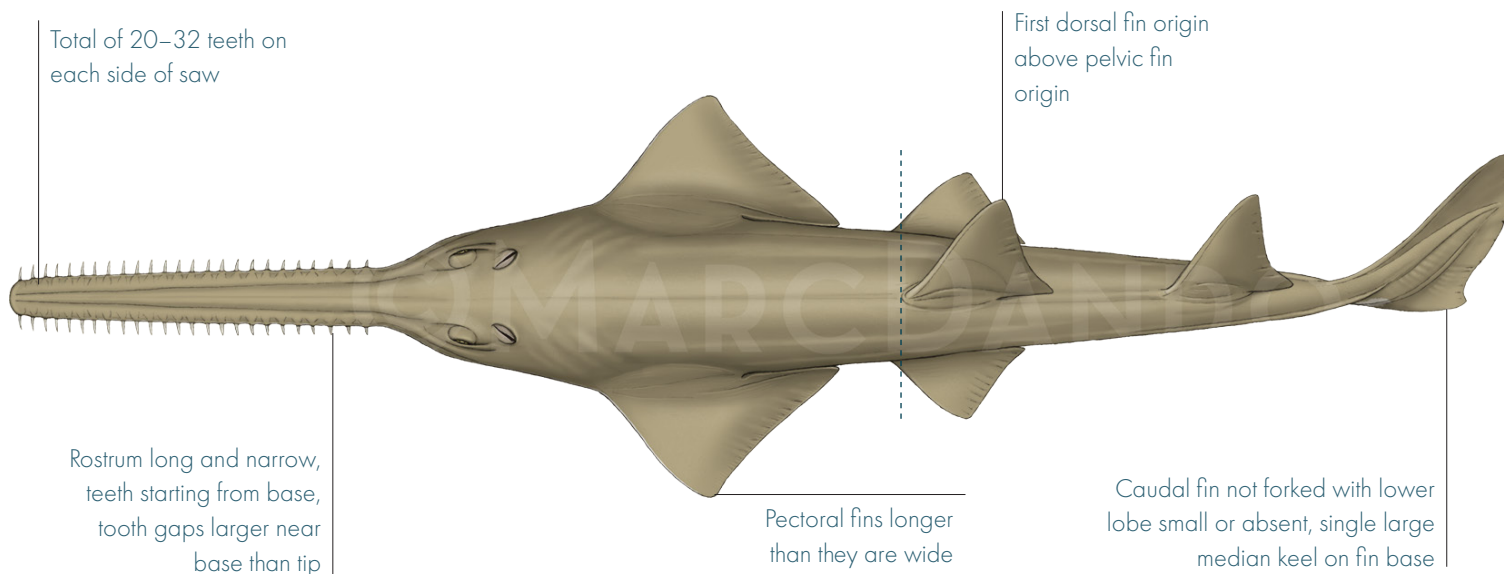
CMS

2016

SHARKS MOU



SMALLTOOTH SAWFISH / *Pristis pectinata*



PRISTIDAE

FAMILY

60 CM TL

MIN SIZE

415 CM TL

MAX SIZE

0–88 M

DEPTH RANGE

LATHAM, 1794

SPECIES AUTHORITY

APPENDIX I (2007)

CITES

APPENDIX I & II (2014)

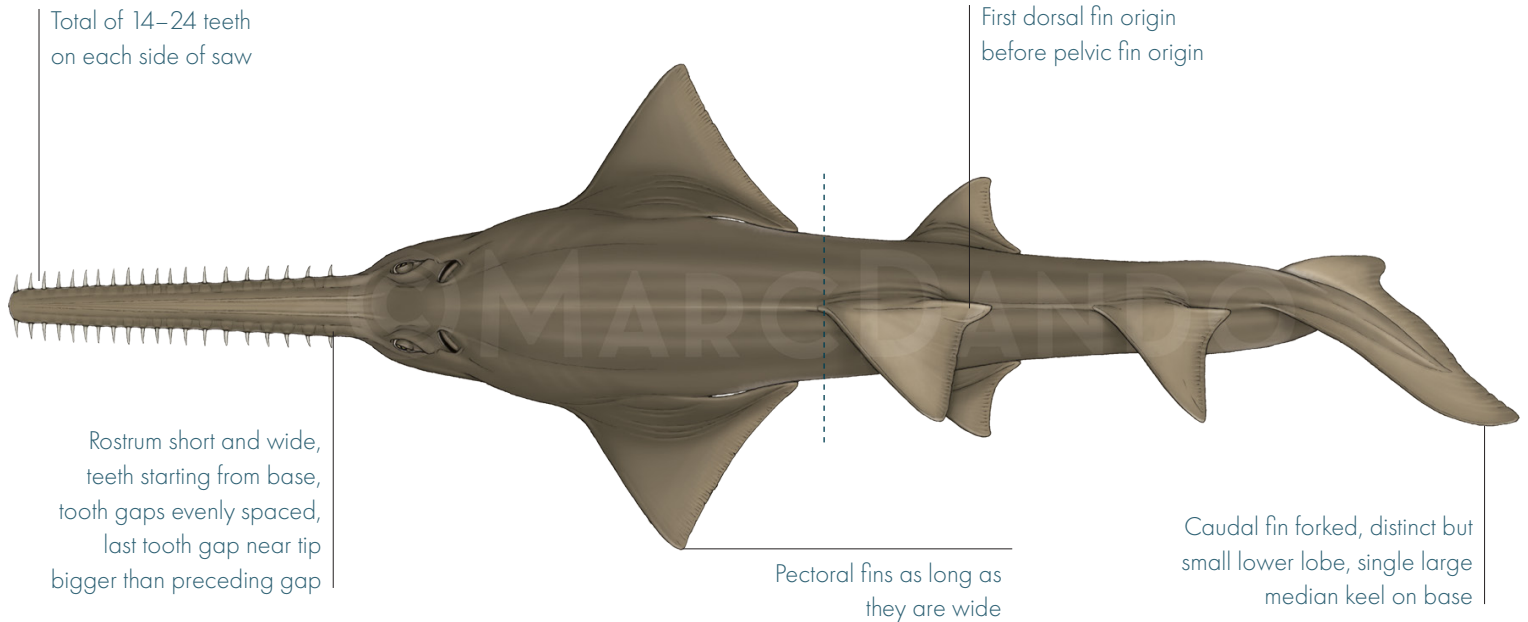
CMS

2016

SHARKS MOU



LARGETOOTH SAWFISH / *Pristis pristis*



PRISTIDAE

(LINNAEUS, 1758)

FAMILY

SPECIES AUTHORITY

72 CM TL

APPENDIX I (2007)

MIN SIZE

CITES

656 CM TL

APPENDIX I & II (2014)

MAX SIZE

CMS

0–26 M

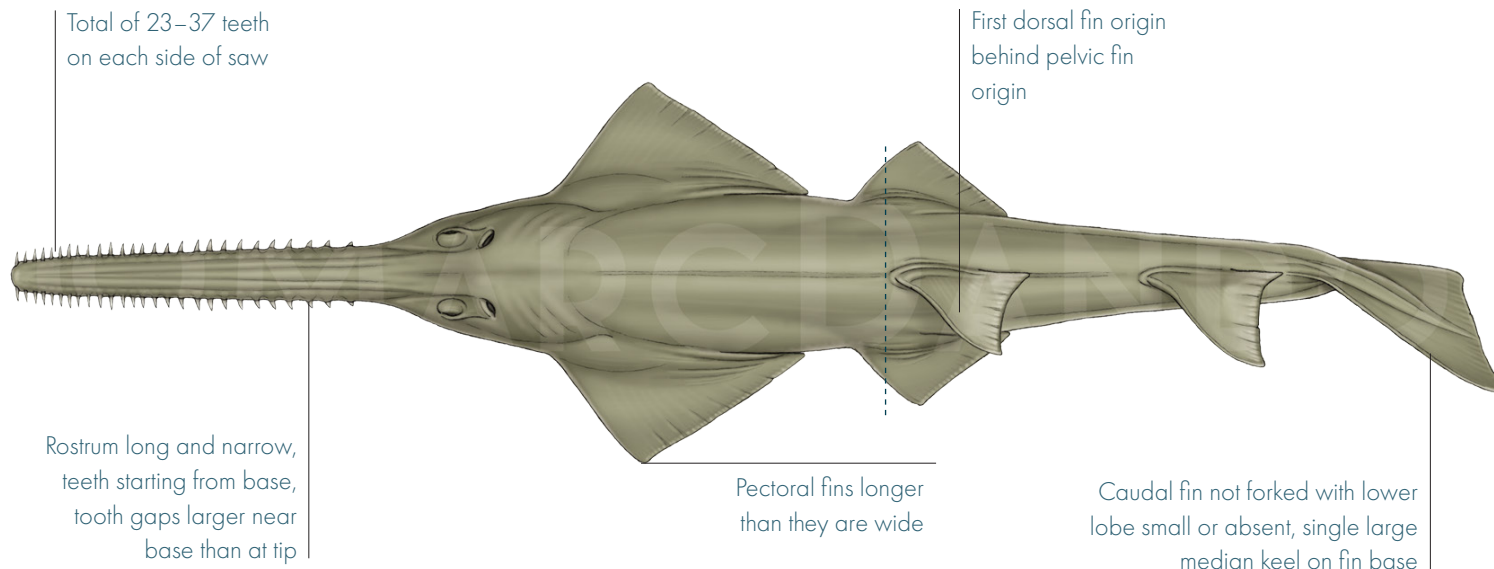
2016

DEPTH RANGE

SHARKS MOU



GREEN SAWFISH / *Pristis zijsron*



PRISTIDAE

FAMILY

76 CM TL

MIN SIZE

730 CM TL

MAX SIZE

0–70 M

DEPTH RANGE

BLEEKER, 1851

SPECIES AUTHORITY

APPENDIX I (2007)

CITES

APPENDIX I & II (2014)

CMS

2016


SHARKS MOU




WEDGEFISHES / 11 SPECIES




False Shark Ray / p. 120
Rhynchorhina mauritaniensis



Bowmouth Guitarfish / p. 110
Rhina ancylostomus




Clown Wedgefish / p. 112
Rhynchobatus cooki




Taiwanese Wedgefish / p. 114
Rhynchobatus immaculatus




Bottlenose Wedgefish / p. 111
Rhynchobatus australiae



Whitespotted Wedgefish / p. 113
Rhynchobatus djiddensis



Japanese Wedgefish / p. 117
Rhynchobatus mononoke



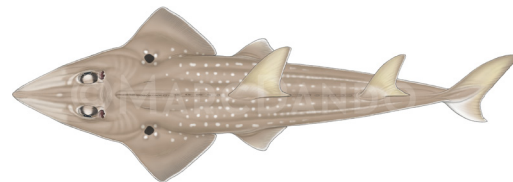
Broadnose Wedgefish / p. 119
Rhynchobatus springeri



African Wedgefish / p. 116
Rhynchobatus luebberti

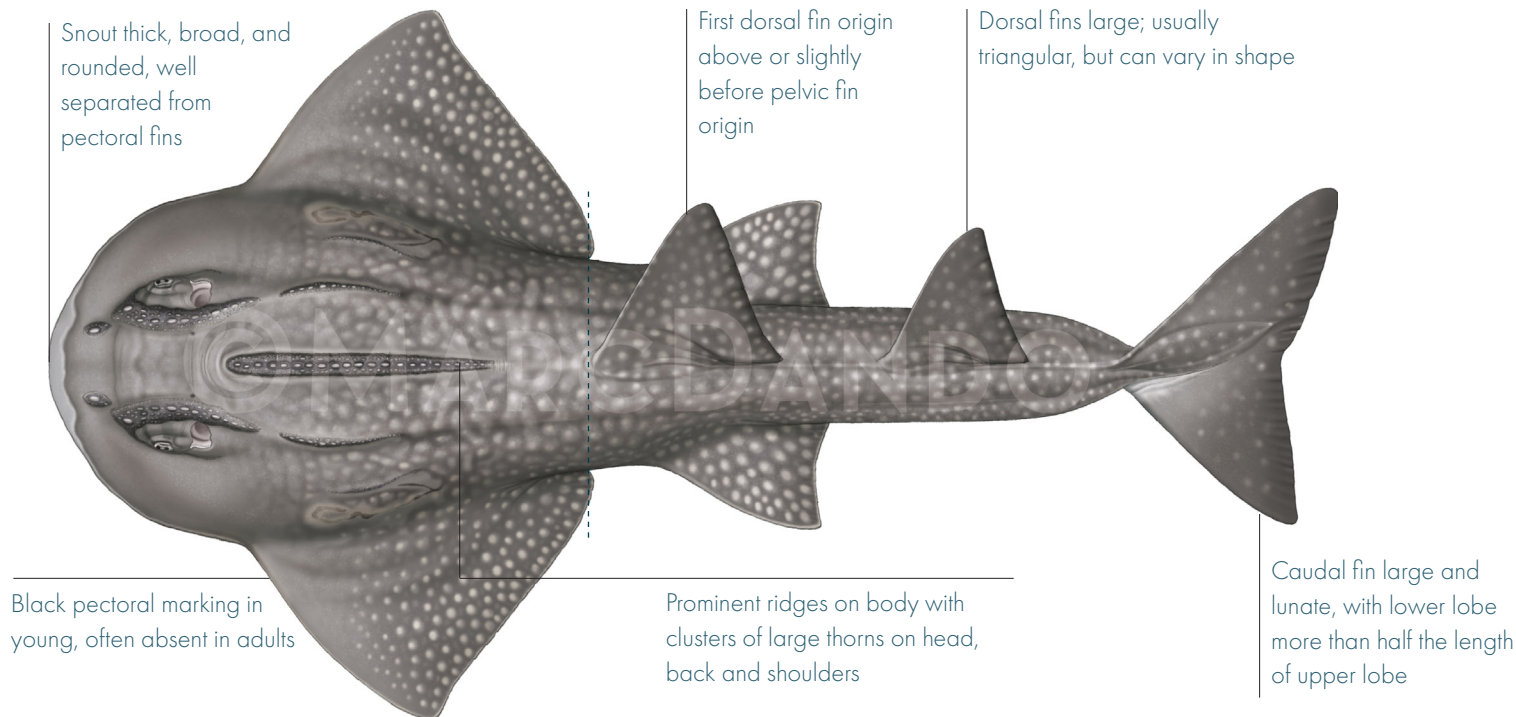


Smoothnose Wedgefish / p. 115
Rhynchobatus laevis



Eyebrow Wedgefish / p. 118
Rhynchobatus palpebratus

BOWMOUTH GUITARFISH / *Rhina ancylostomus*



RHINIDAE

FAMILY

46 CM TL

MIN SIZE

270 CM TL

MAX SIZE

0-70 M

DEPTH RANGE

BLOCH & SCHNEIDER, 1801

SPECIES AUTHORITY

APPENDIX II (2019)

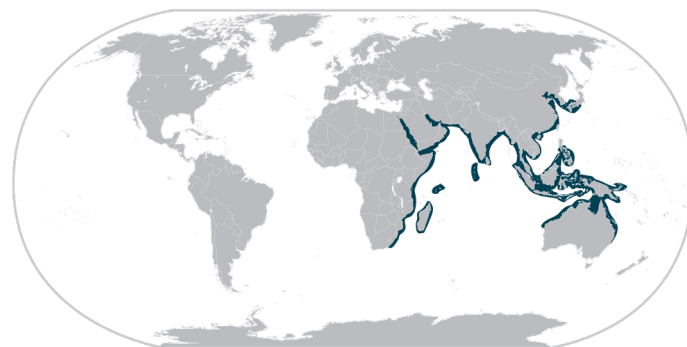
CITES

NA

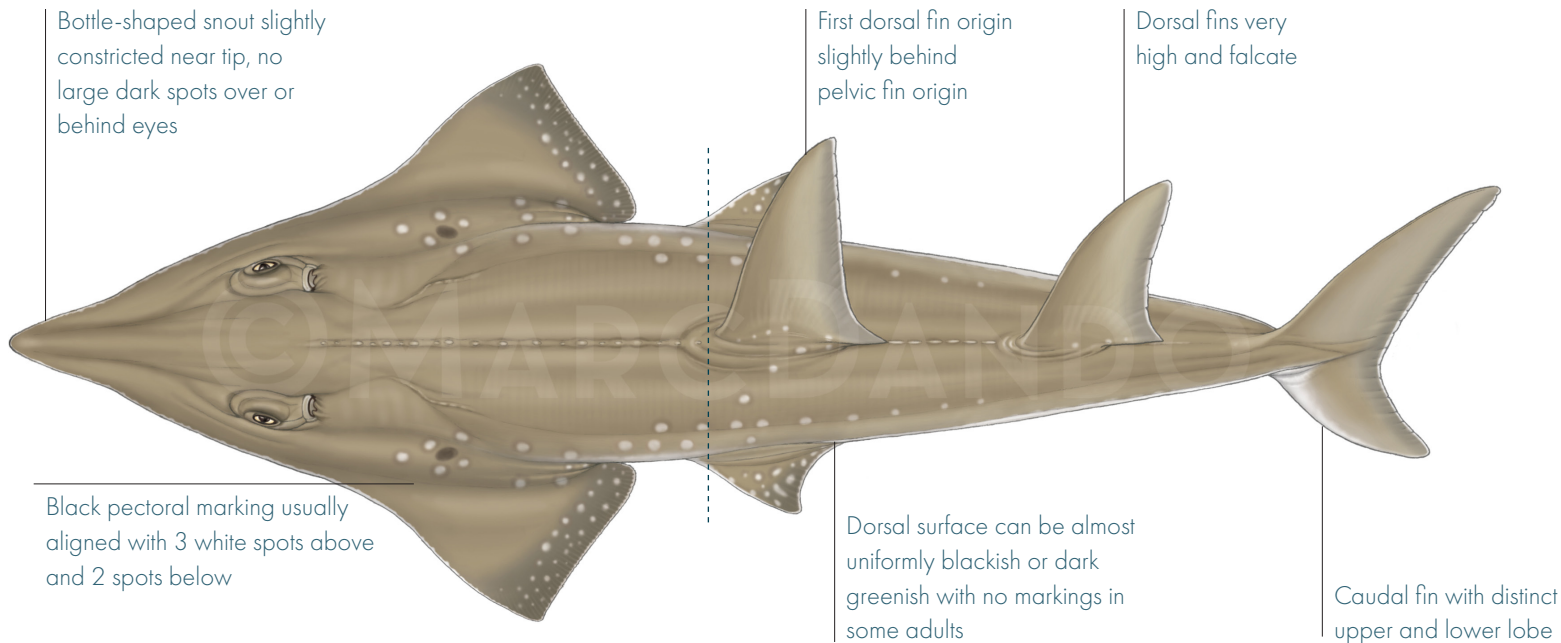
CMS

NA

SHARKS MOU



BOTTLENOSE WEDGEFISH / *Rhynchobatus australiae*



RHINIDAE

FAMILY

46 CM TL

MIN SIZE

300 CM TL

MAX SIZE

0-60 M

DEPTH RANGE

WHITLEY, 1939

SPECIES AUTHORITY

APPENDIX II (2019)

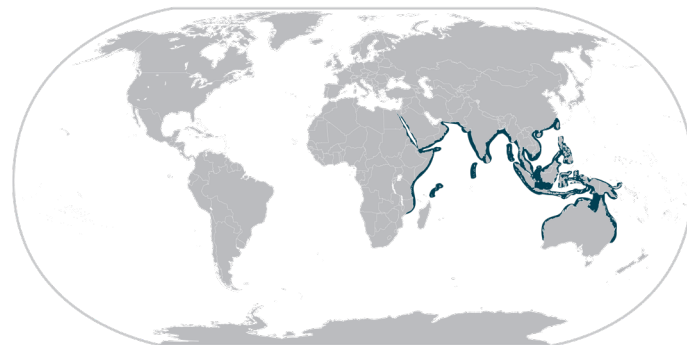
CITES

APPENDIX II (2017)

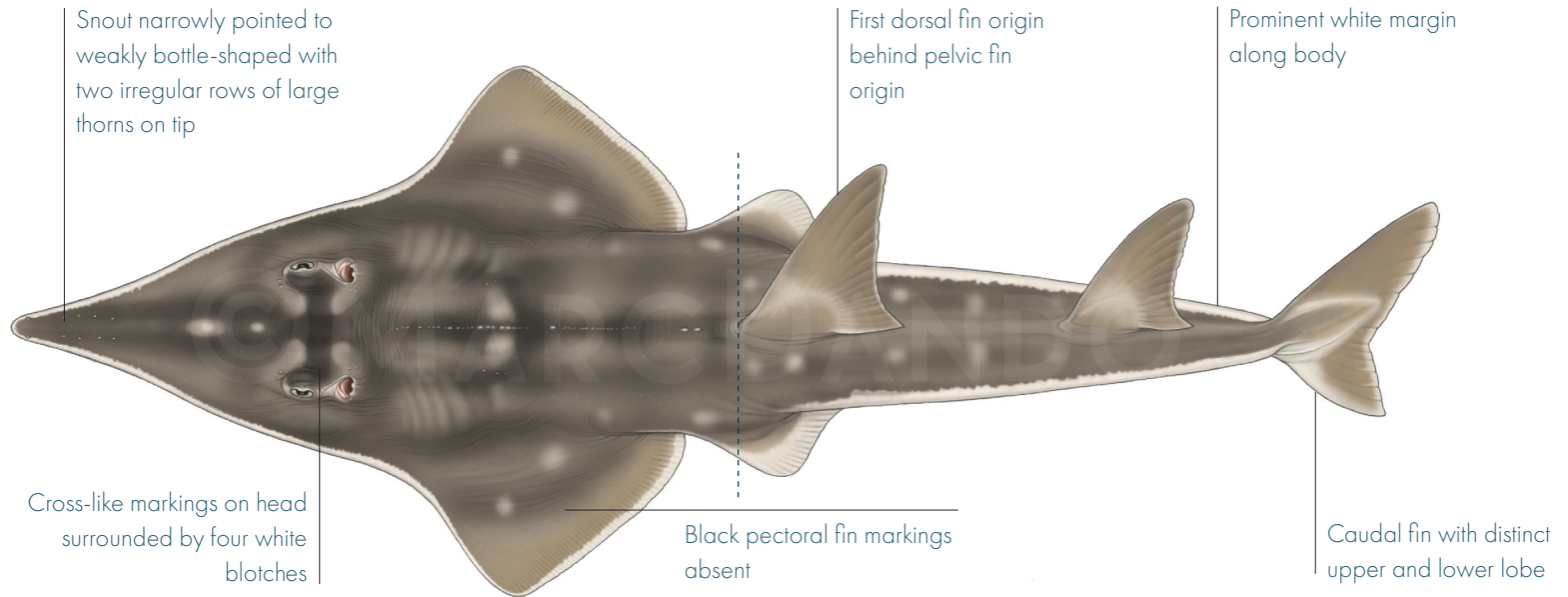
CMS

2018

SHARKS MOU



CLOWN WEDGEFISH / *Rhynchobatus cooki*



RHINIDAE

FAMILY

NA

MIN SIZE

82 CM TL

MAX SIZE

NA

DEPTH RANGE

LAST, KYNE & COMPAGNO, 2016

SPECIES AUTHORITY

APPENDIX II (2019)

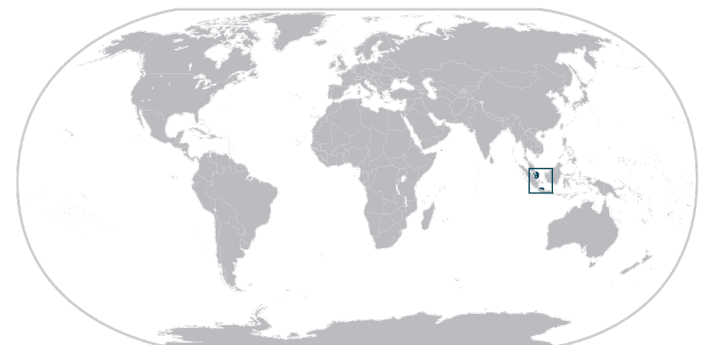
CITES

NA


CMS

NA

SHARKS MOU



WHITESPOTTED WEDGEFISH / *Rhynchobatus djiddensis*



RHINIDAE

(FORSSKÅL, 1775)

FAMILY

SPECIES AUTHORITY

60 CM TL

APPENDIX II (2019)

MIN SIZE

CITES

310 CM TL

NA

MAX SIZE

CMS

0-70 M

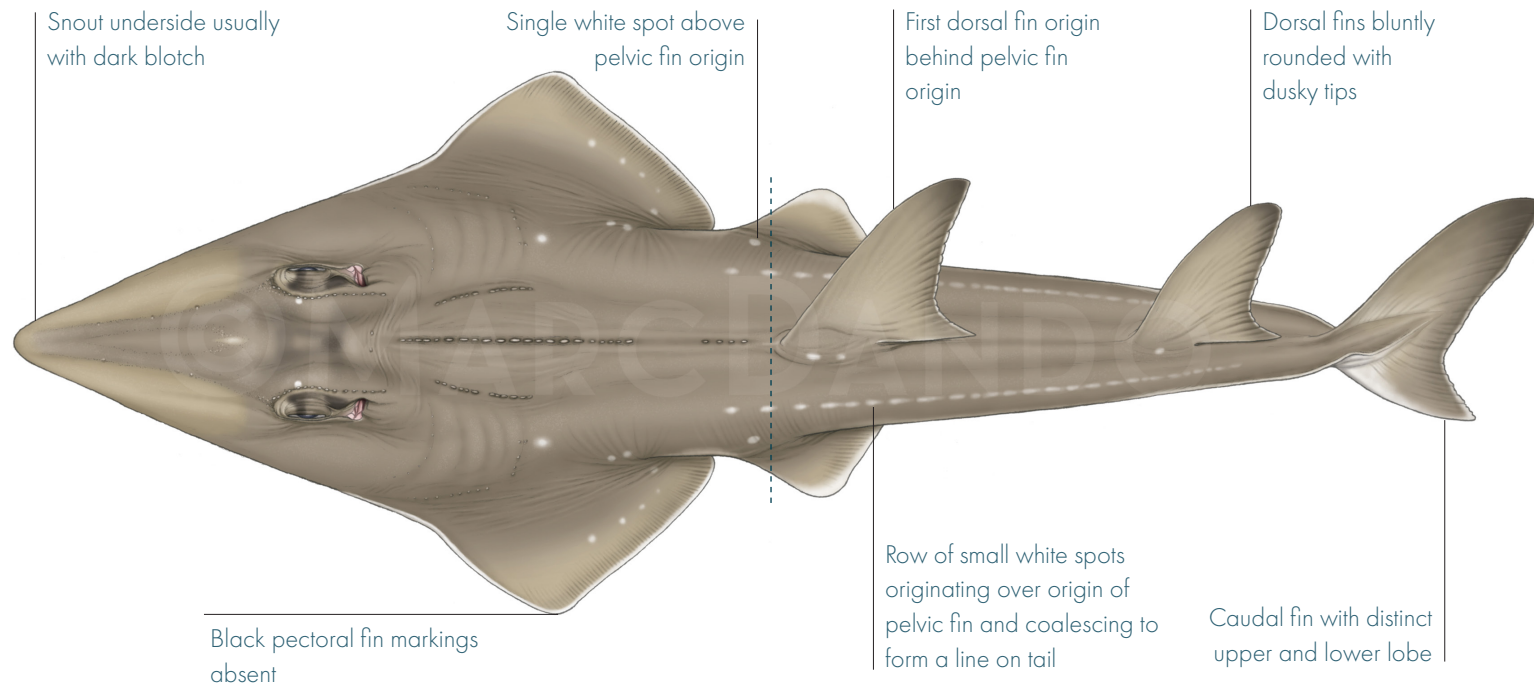
2018

DEPTH RANGE

SHARKS MOU



TAIWANESE WEDGEFISH / *Rhynchobatus immaculatus*



RHINIDAE

FAMILY

NA

MIN SIZE

150 CM TL

MAX SIZE

NA

DEPTH RANGE

LAST, HO & CHEN, 2013

SPECIES AUTHORITY

APPENDIX II (2019)

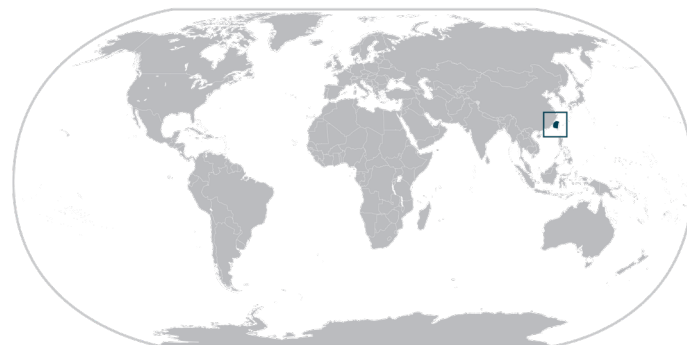
CITES

NA

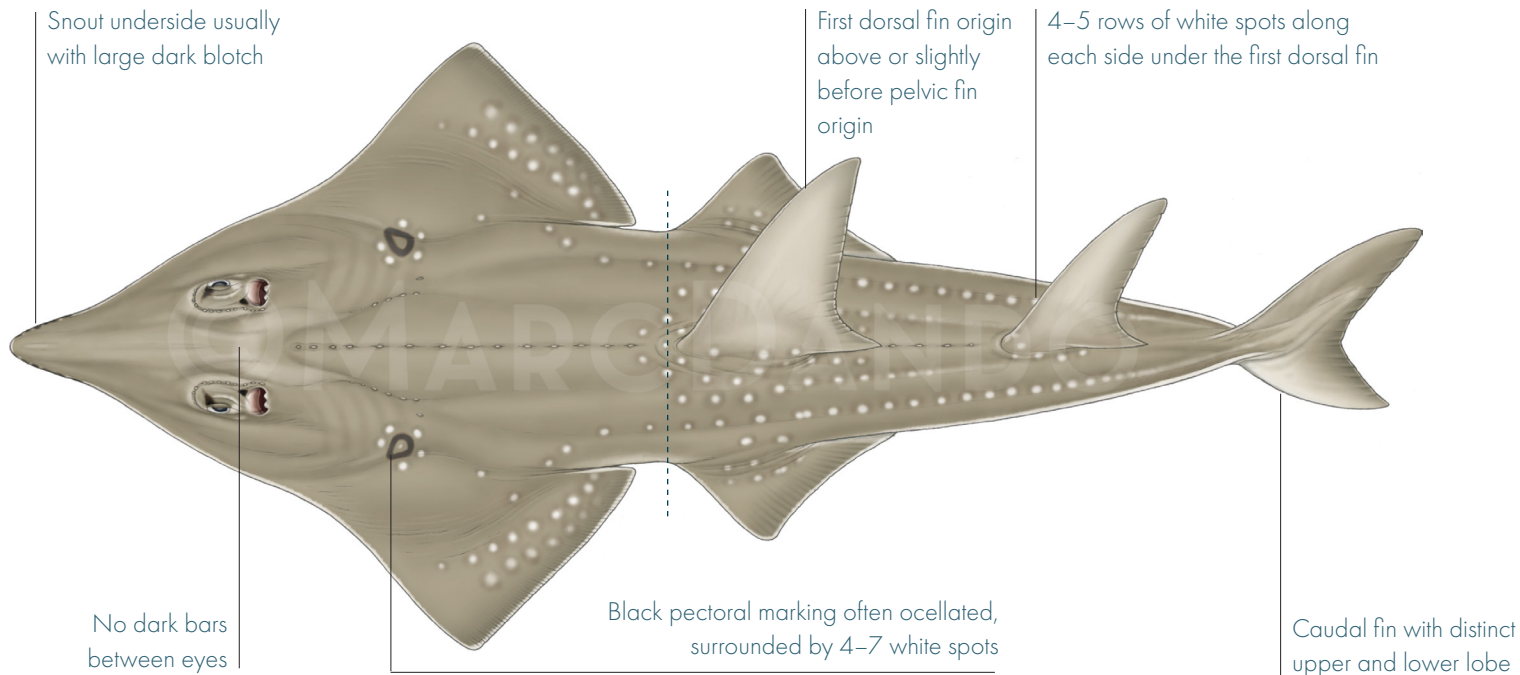
CMS

NA

SHARKS MOU



SMOOTHNOSE WEDGEFISH / *Rhynchobatus laevis*



RHINIDAE

(BLOCH & SCHNEIDER, 1801)

FAMILY

SPECIES AUTHORITY

NA

APPENDIX II (2019)

MIN SIZE

CITES

200 CM TL

NA

MAX SIZE

CMS

0-60 M

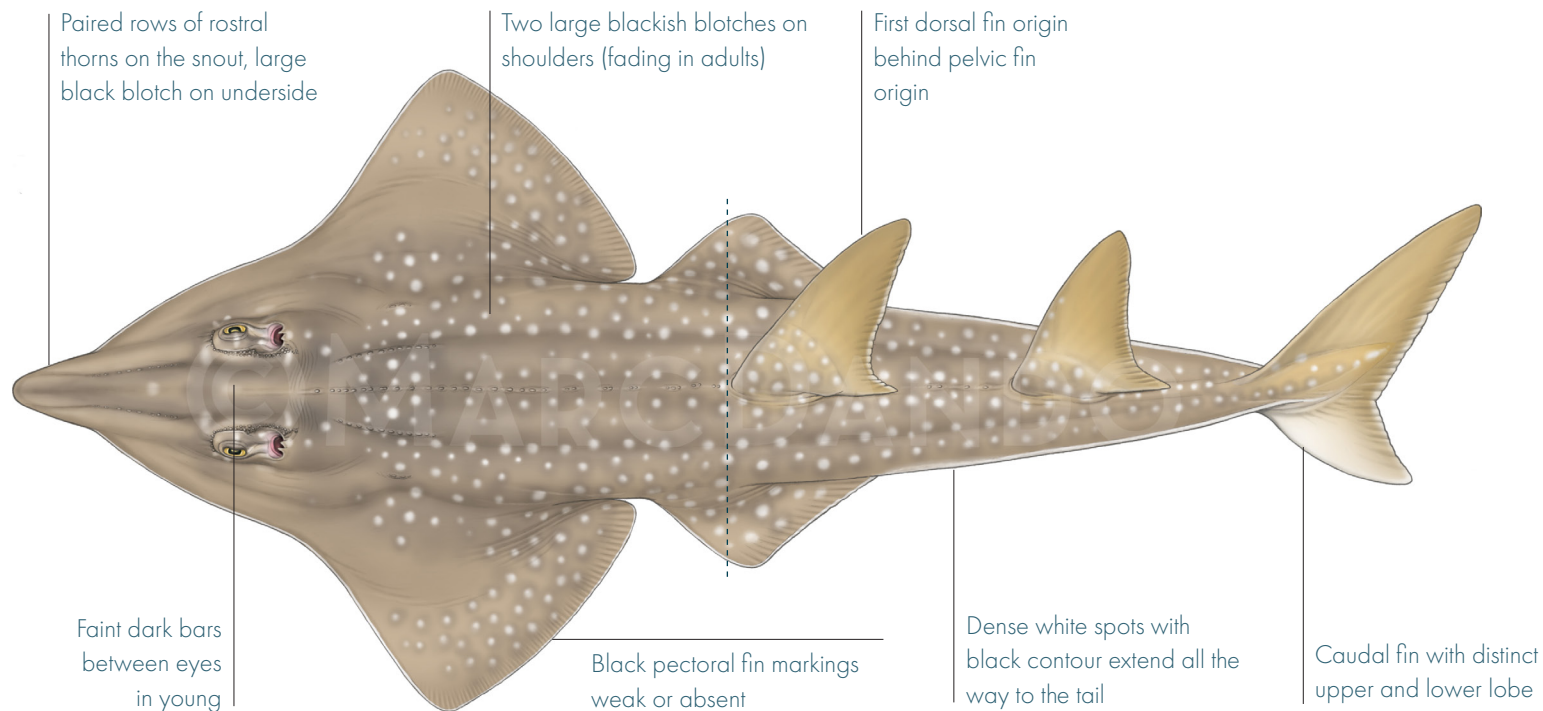
2018

DEPTH RANGE

SHARKS MOU



AFRICAN WEDGEFISH / *Rhynchobatus luebberti*



RHINIDAE

FAMILY

79 CM TL

MIN SIZE

300 CM TL

MAX SIZE

0–35 M

DEPTH RANGE

EHRENBAUM, 1915

SPECIES AUTHORITY

APPENDIX II (2019)

CITES

NA

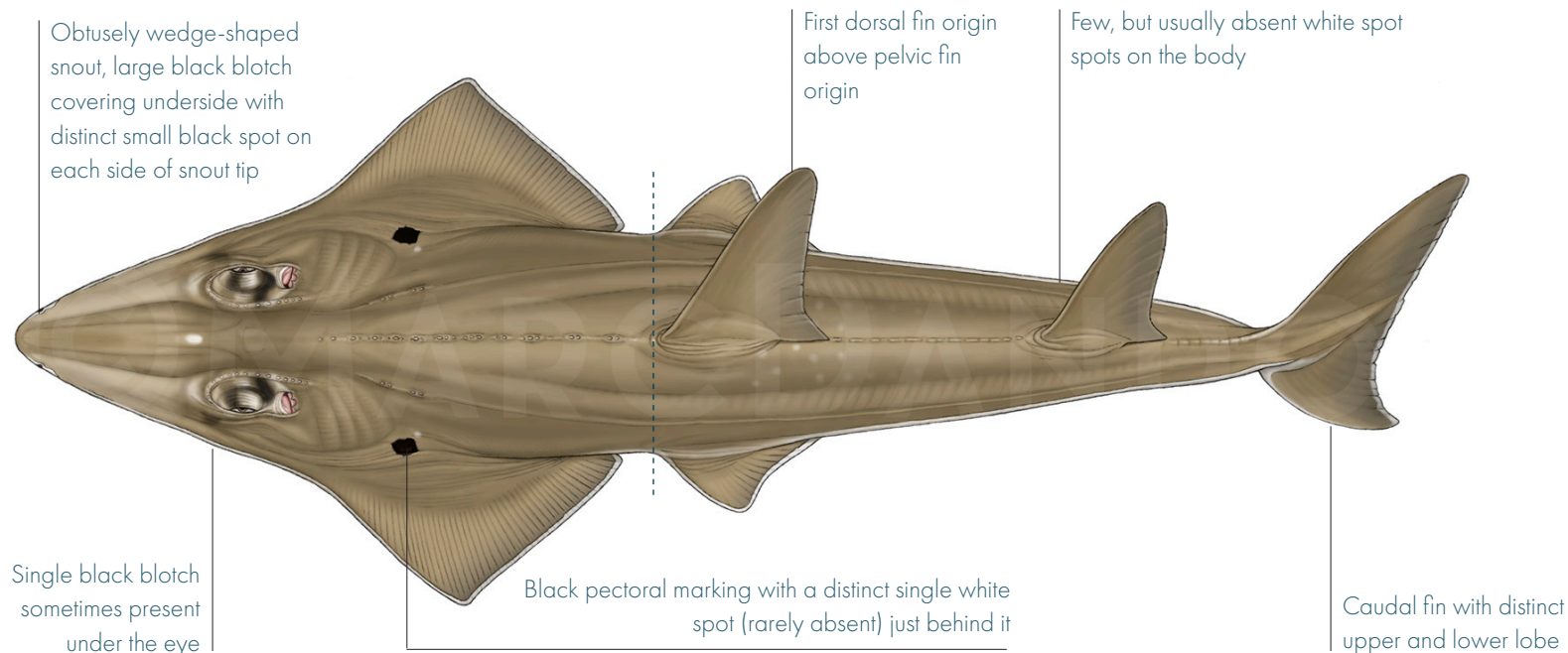
CMS

NA

SHARKS MOU



JAPANESE WEDGEFISH / *Rhynchobatus mononoke*



RHINIDAE

KOEDA, ITOU, YAMADA & MOTOMURA, 2020

FAMILY

SPECIES AUTHORITY

36 CM TL

APPENDIX II (2019)

MIN SIZE

CITES

300 CM TL

NA

MAX SIZE

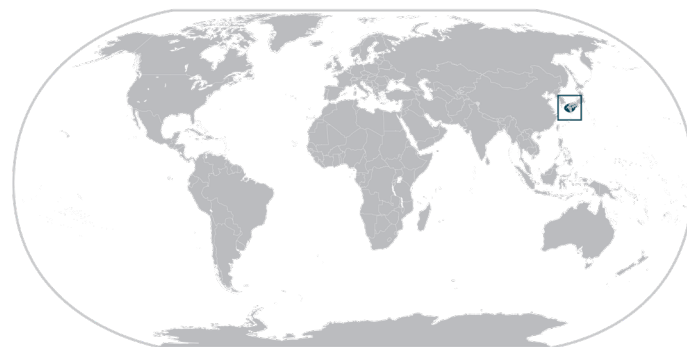
CMS

0-250 M

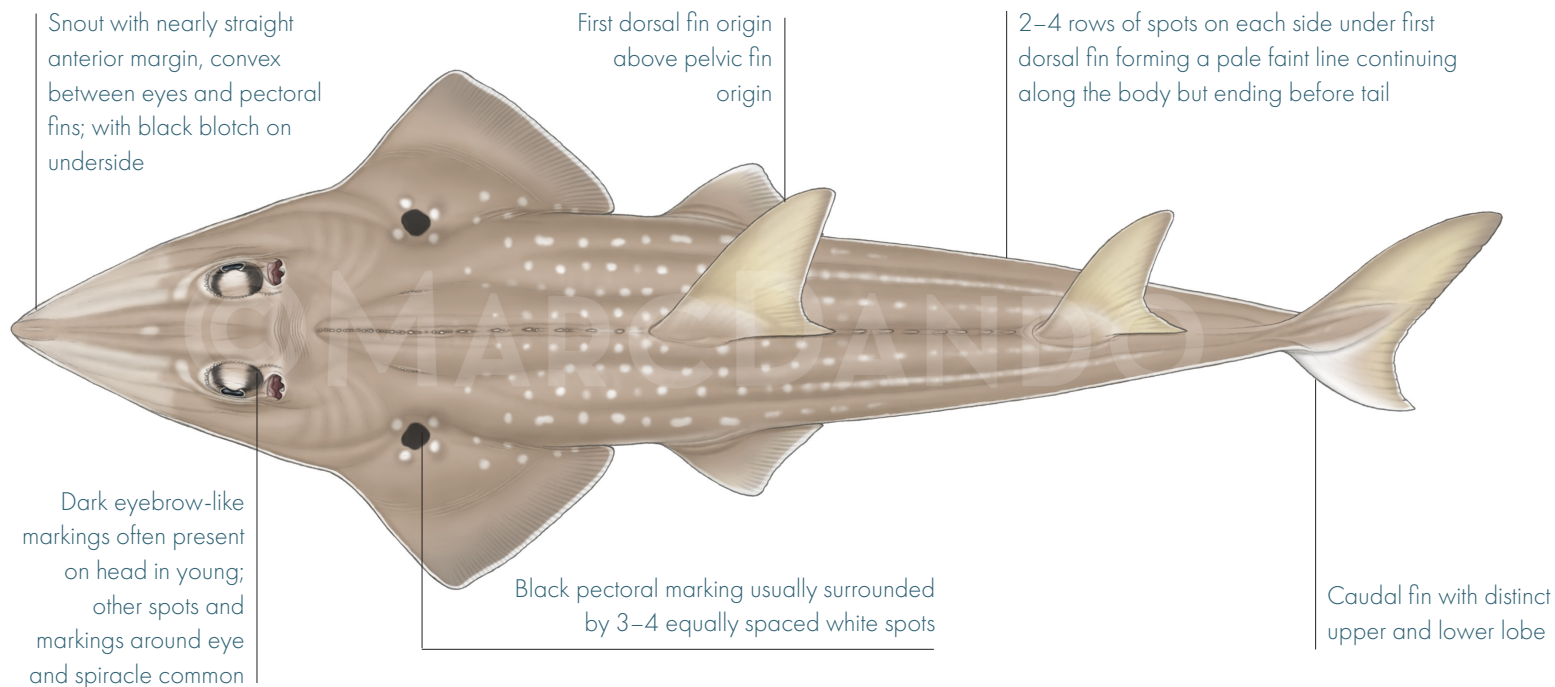
NA

DEPTH RANGE

SHARKS MOU



EYEBROW WEDGEFISH / *Rhynchobatus palpebratus*



RHINIDAE

FAMILY

46 CM TL

MIN SIZE

262 CM TL

MAX SIZE

0–60 M

DEPTH RANGE

COMPAGNO & LAST, 2008

SPECIES AUTHORITY

APPENDIX II (2019)

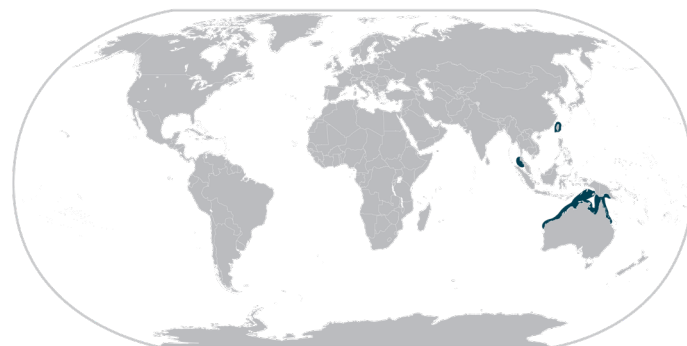
CITES

NA

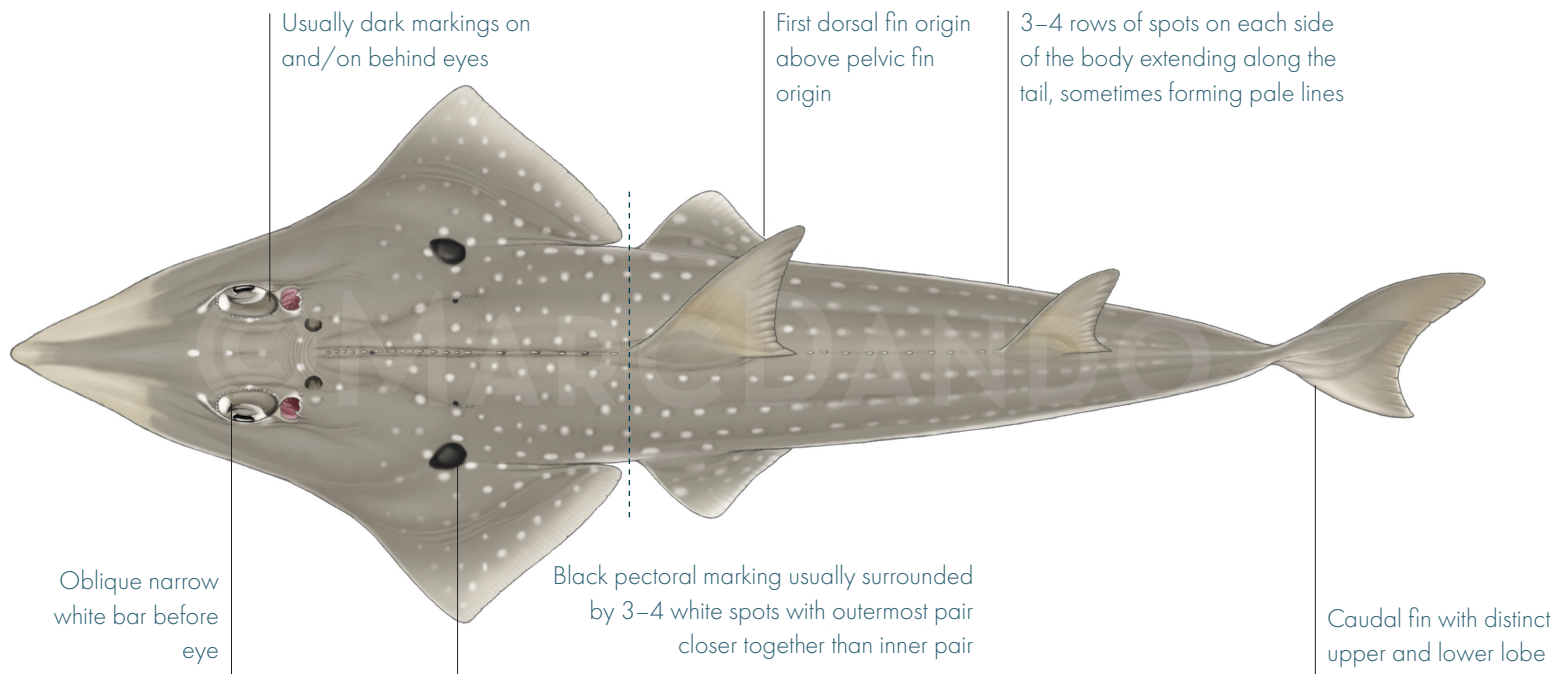
CMS

NA

SHARKS MOU



BROADNOSE WEDGEFISH / *Rhynchobatus springeri*



RHINIDAE

FAMILY

NA

MIN SIZE

213 CM TL

MAX SIZE

0–40 M

DEPTH RANGE

COMPAGNO & LAST, 2010

SPECIES AUTHORITY

APPENDIX II (2019)

CITES

NA


CMS

NA

SHARKS MOU



FALSE SHARK RAY / *Rhynchorhina mauritaniensis*



RHINIDAE

FAMILY

NA

MIN SIZE

275 CM TL

MAX SIZE

NA

DEPTH RANGE

SÉRET & NAYLOR, 2016

SPECIES AUTHORITY

APPENDIX II (2019)

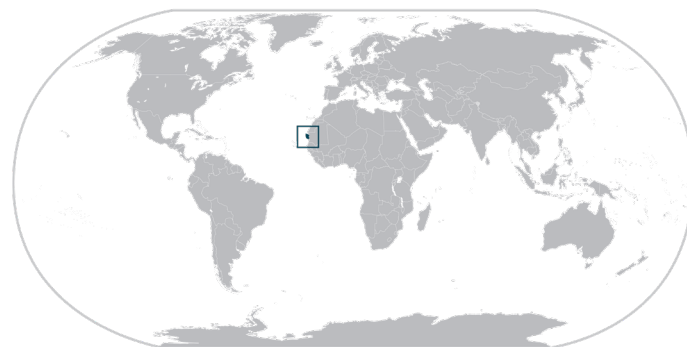
CITES

NA


CMS

NA

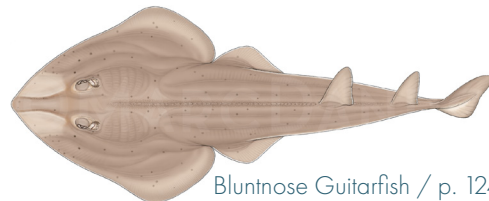
SHARKS MOU




ACROTERIOBATUS SPP. / 10 SPECIES



Lesser Guitarfish / p. 123
Acroteriobatus annulatus




Bluntnose Guitarfish / p. 124
Acroteriobatus blochii



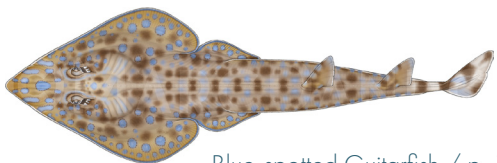
Malagasy Blue-spotted Guitarfish / p. 122
Acroteriobatus andysabini



Speckled Guitarfish / p. 126
Acroteriobatus ocellatus




Oman Guitarfish / p. 127
Acroteriobatus omanensis



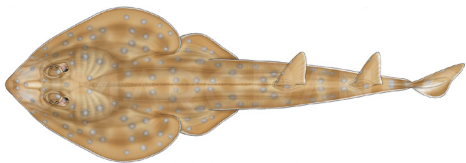
Blue-spotted Guitarfish / p. 125
Acroteriobatus leucospilus



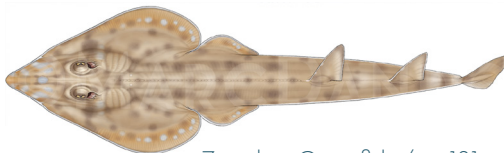
Socotra Blue-spotted Guitarfish / p. 129
Acroteriobatus stehmanni



Striperose Guitarfish / p. 130
Acroteriobatus variegatus

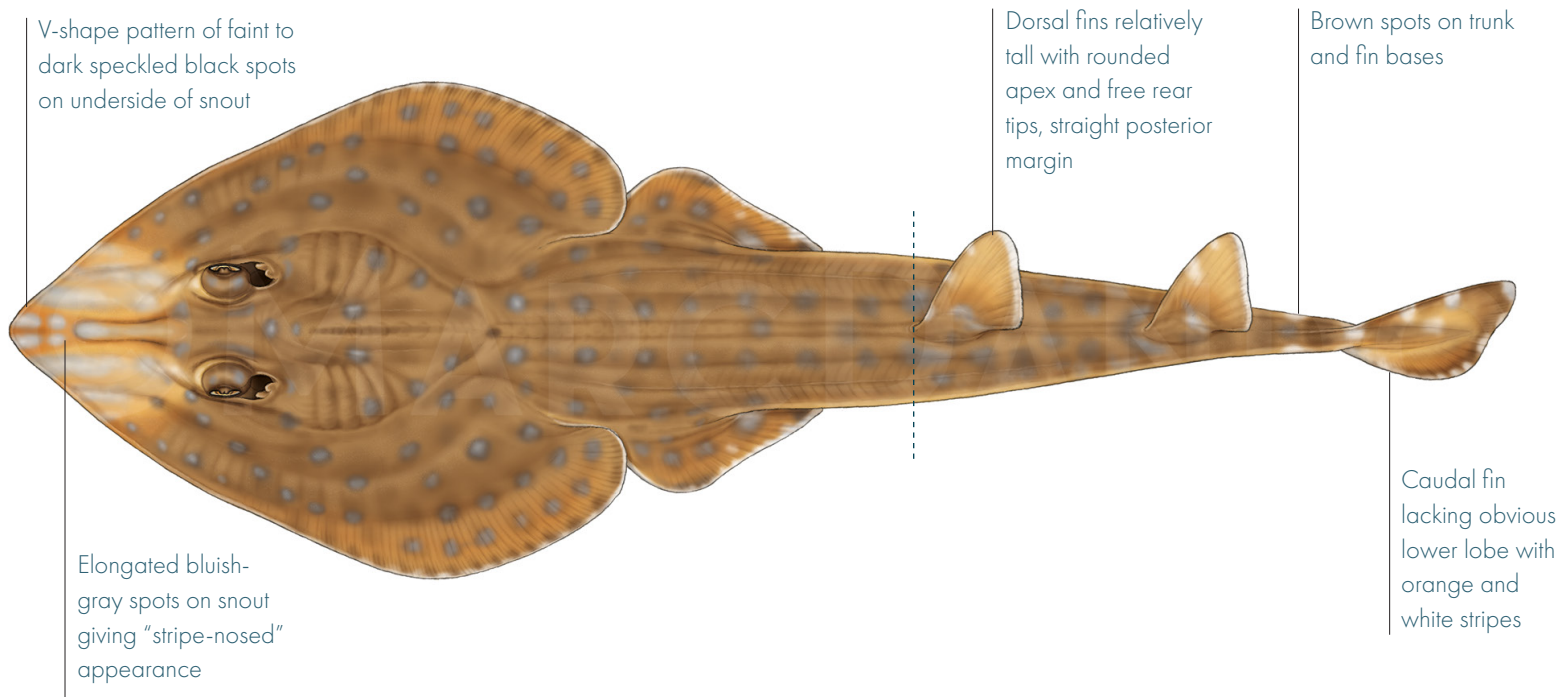


Salalah Guitarfish / p. 128
Acroteriobatus salalah



Zanzibar Guitarfish / p. 131
Acroteriobatus zanzibarensis

MALAGASY BLUE-SPOTTED GUITARFISH / *Acroteriobatus andysabini*



RHINOBATIDAE

FAMILY

~18 CM TL

MIN SIZE

>100 CM TL

MAX SIZE

0-80 M

DEPTH RANGE

WEIGMANN, EBERT & SÉRET, 2021

SPECIES AUTHORITY

APPENDIX II (2022)

CITES

NA

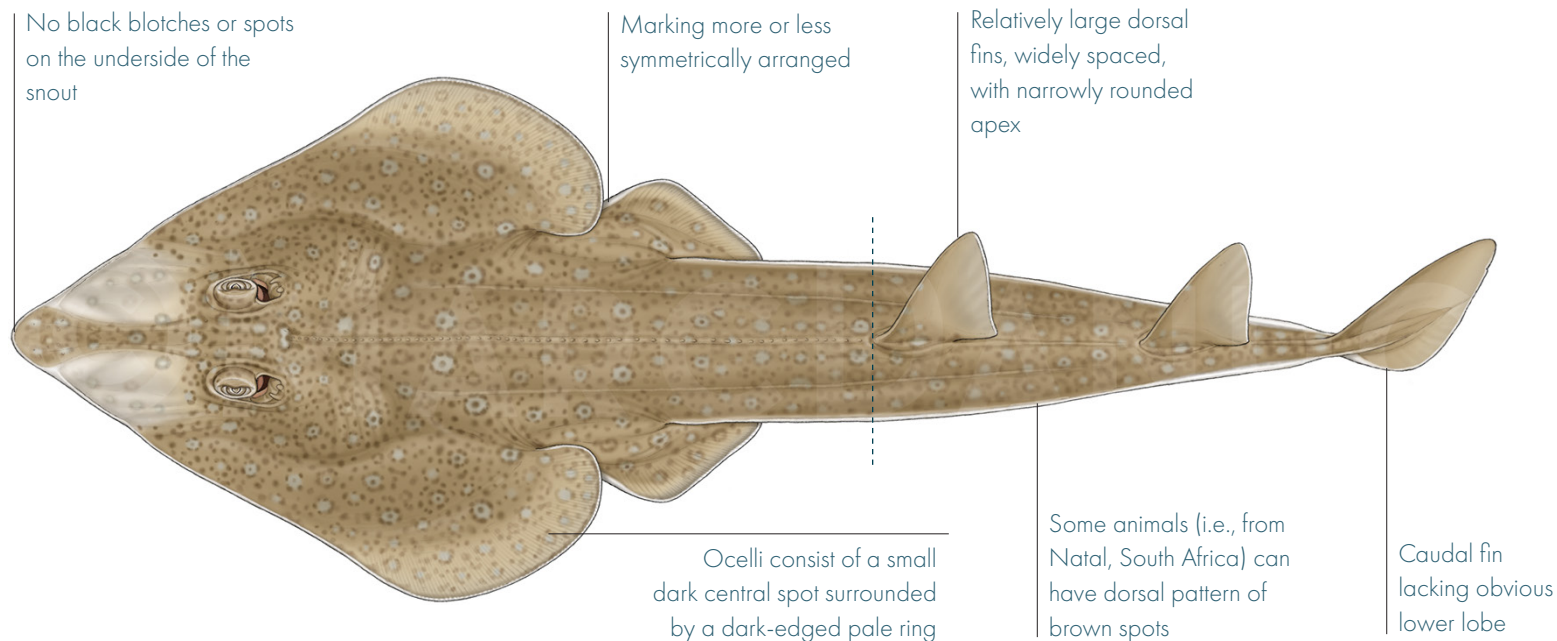
CMS

NA

SHARKS MOU



LESSER GUITARFISH / *Acroteriobatus annulatus*



RHINOBATIDAE

(MÜLLER & HENLE, 1841)

FAMILY

SPECIES AUTHORITY

23 CM TL

APPENDIX II (2022)

MIN SIZE

CITES

140 CM TL

NA

MAX SIZE

CMS

0-75 M

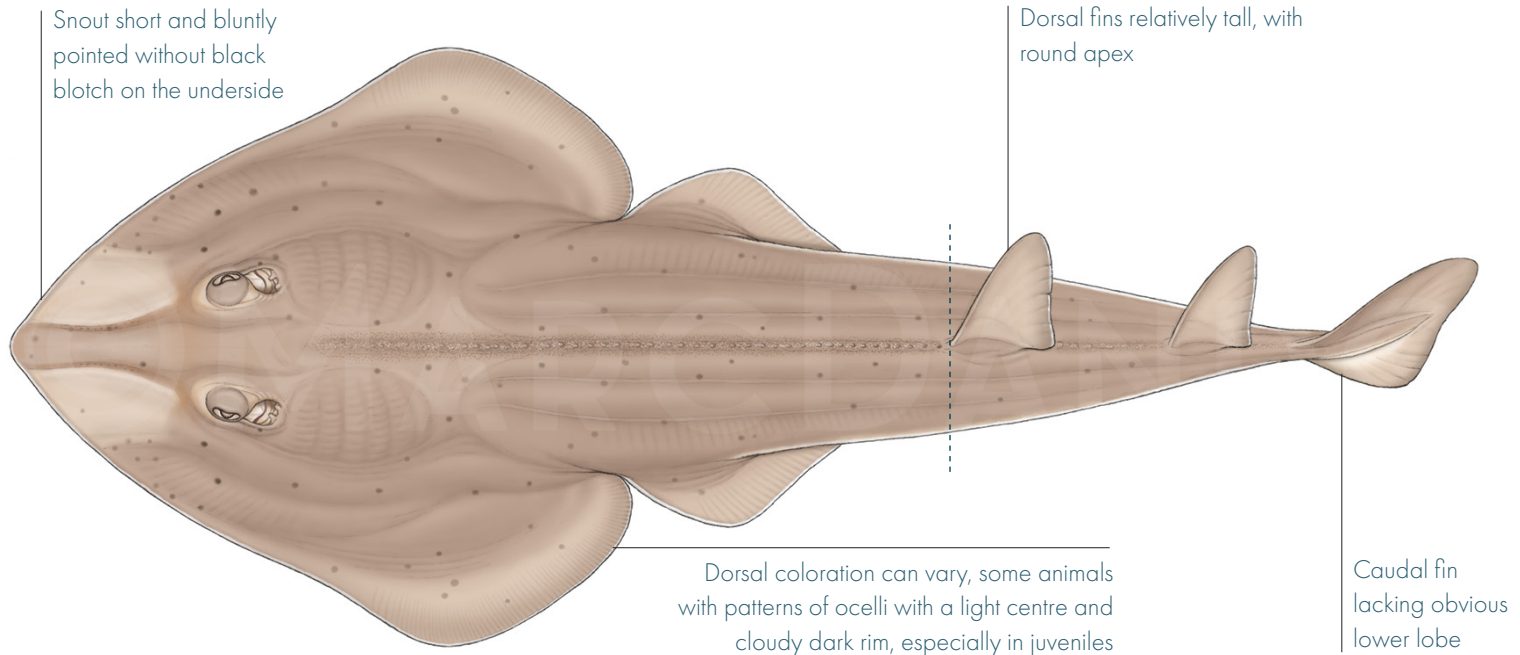
NA

DEPTH RANGE

SHARKS MOU



BLUNTNOSE GUITARFISH / *Acroteriobatus blochii*



RHINOBATIDAE

(MÜLLER & HENLE, 1841)

FAMILY

SPECIES AUTHORITY

NA

APPENDIX II (2022)

MIN SIZE

CITES

96 CM TL

NA

MAX SIZE

CMS

0-50 M

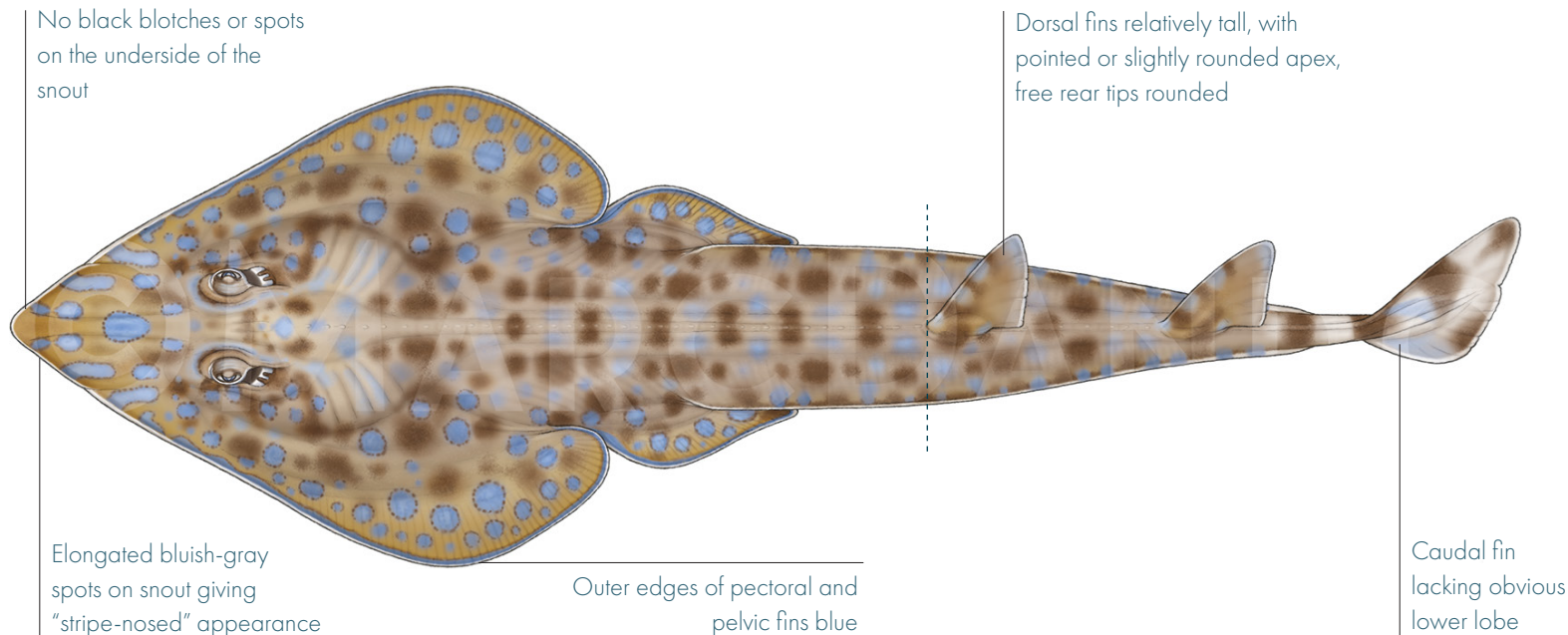
NA

DEPTH RANGE

SHARKS MOU



BLUE-SPOTTED GUITARFISH / *Acroteriobatus leucospilus*



RHINOBATIDAE

(NORMAN, 1926)

FAMILY

SPECIES AUTHORITY

25 CM TL

APPENDIX II (2022)

MIN SIZE

CITES

~96 CM TL

NA

MAX SIZE

CMS

0-100 M

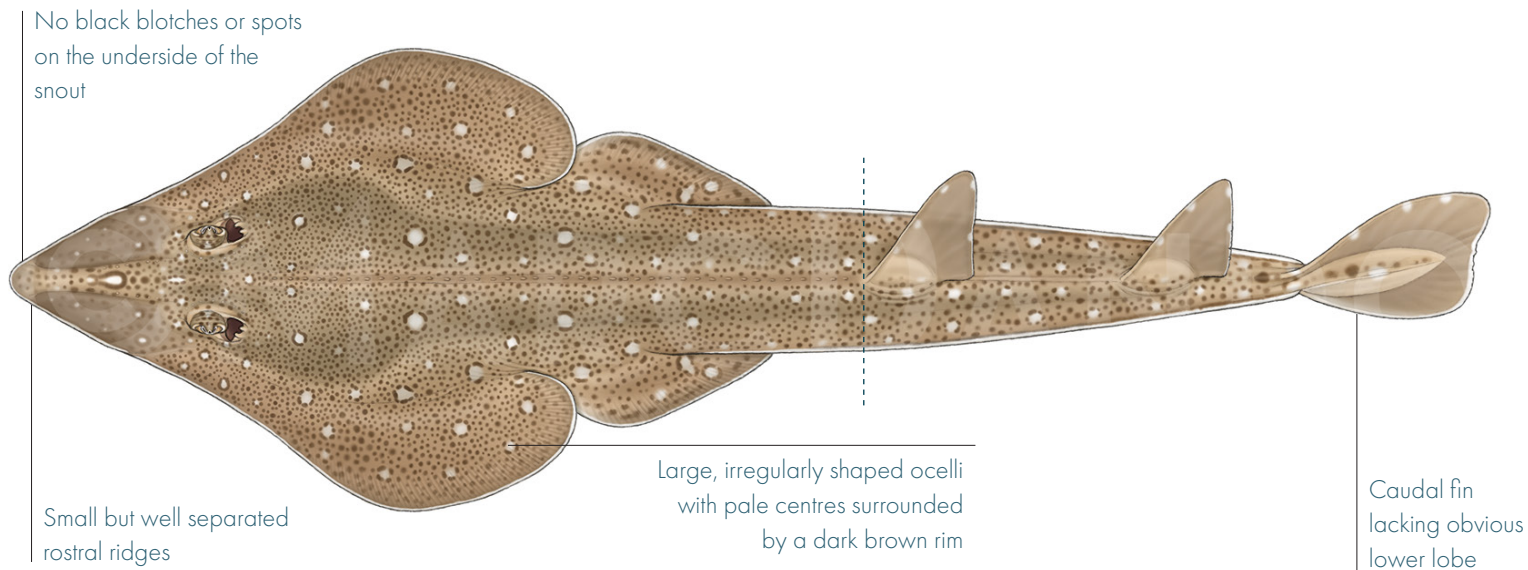
NA

DEPTH RANGE

SHARKS MOU



SPECKLED GUITARFISH / *Acroteriobatus ocellatus*



RHINOBATIDAE

(NORMAN, 1926)

FAMILY

SPECIES AUTHORITY

NA

APPENDIX II (2022)

MIN SIZE

CITES

81 CM TL

NA

MAX SIZE

CMS

0-185 M

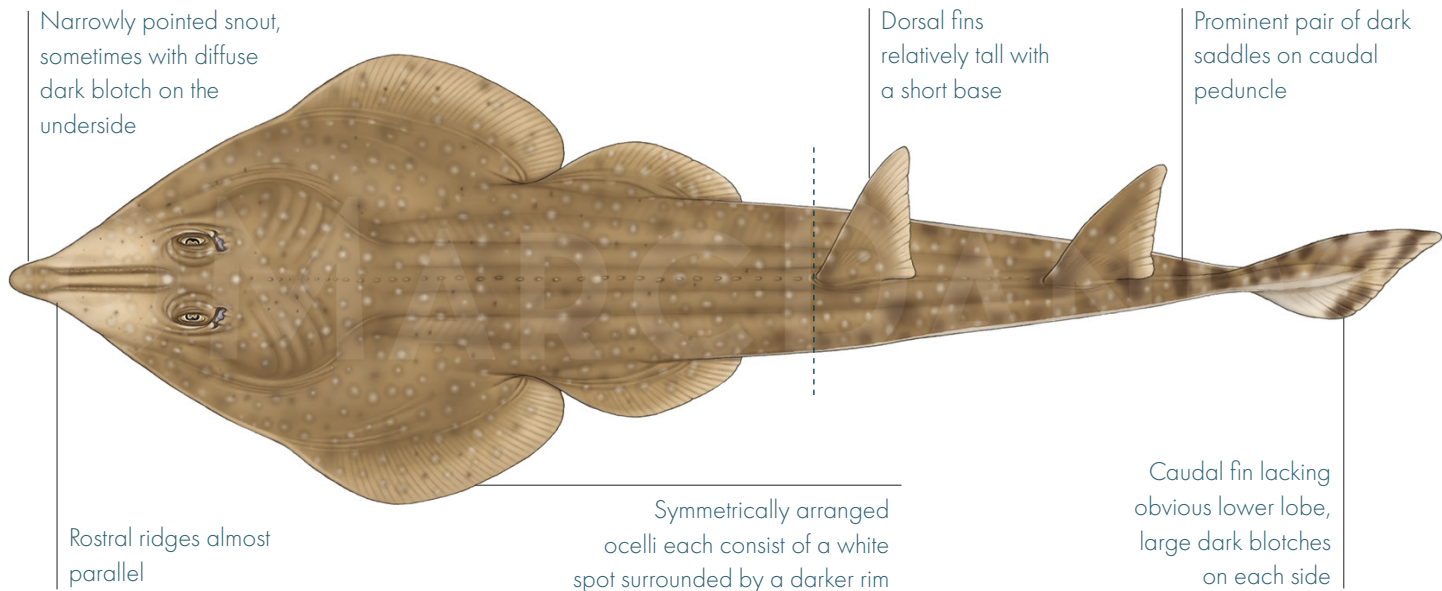
NA

DEPTH RANGE

SHARKS MOU



OMAN GUITARFISH / *Acroteriobatus omanensis*



RHINOBATIDAE

FAMILY

NA

MIN SIZE

>60 CM TL

MAX SIZE

0-100 M

DEPTH RANGE

LAST, HENDERSON & NAYLOR, 2016

SPECIES AUTHORITY

APPENDIX II (2022)

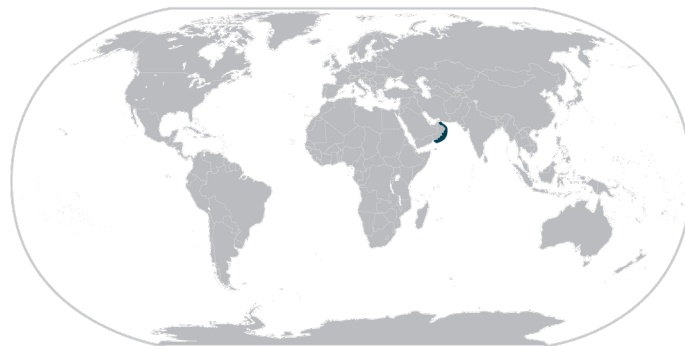
CITES

NA

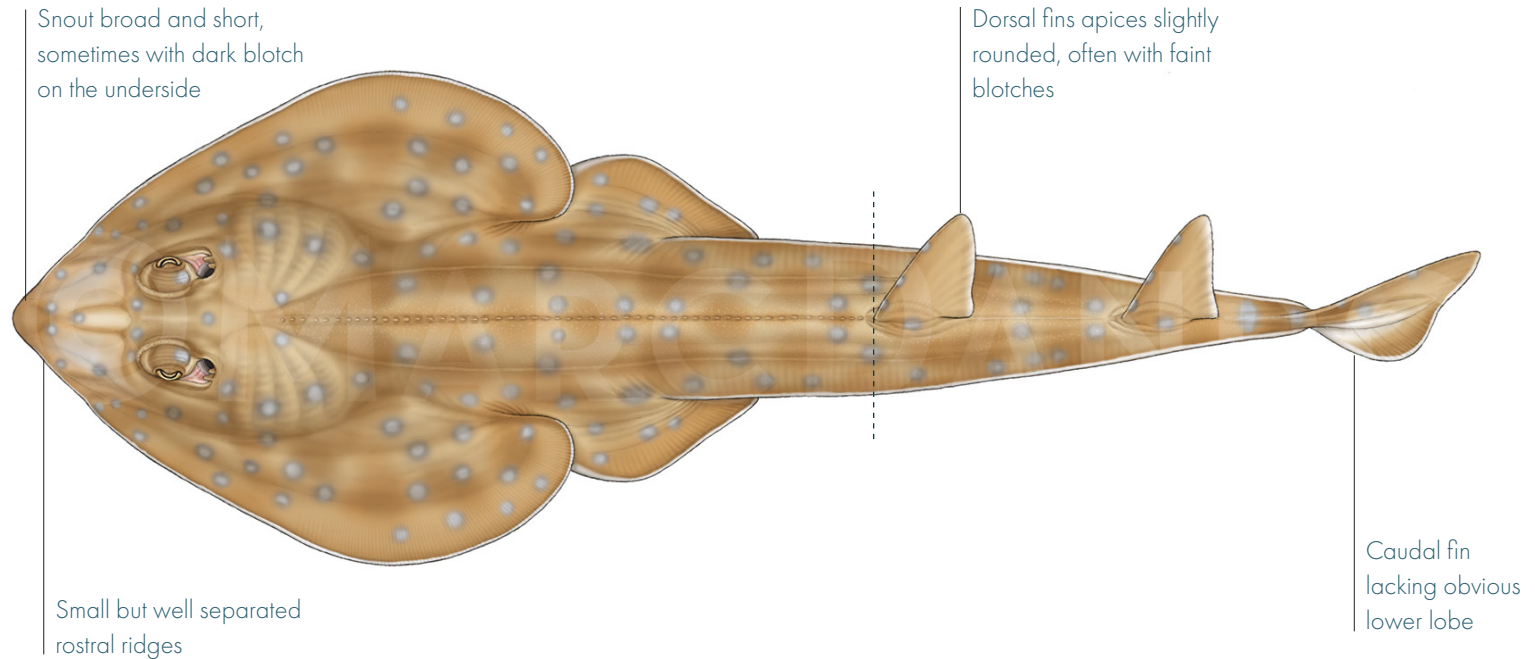
CMS

NA

SHARKS MOU



SALALAH GUITARFISH / *Acroteriobatus salalah*



RHINOBATIDAE

(RANDALL & COMPAGNO, 1995)

FAMILY

SPECIES AUTHORITY

18 CM TL

APPENDIX II (2022)

MIN SIZE

CITES

78 CM TL

NA

MAX SIZE

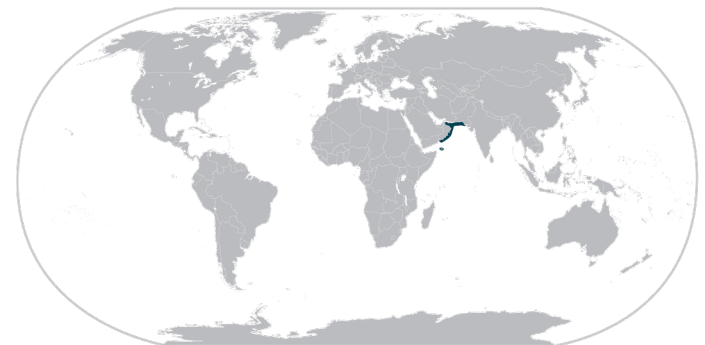
CMS

0-100 M

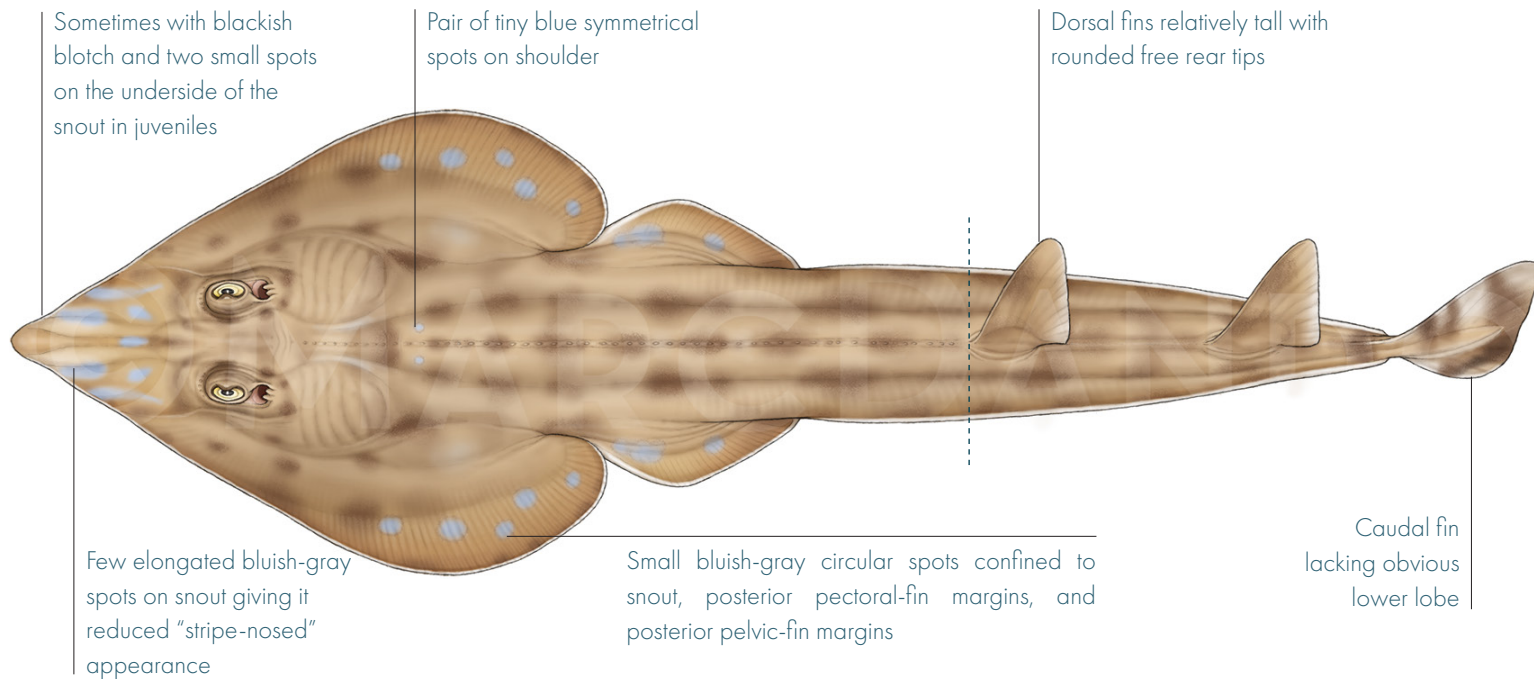
NA

DEPTH RANGE

SHARKS MOU



SOCOTRA BLUE-SPOTTED GUITARFISH / *Acroteriobatus stehmanni*



RHINOBATIDAE

FAMILY

NA

MIN SIZE

62 CM TL

MAX SIZE

0-43 M

DEPTH RANGE

WEIGMANN, EBERT & SÉRET, 2021

SPECIES AUTHORITY

APPENDIX II (2022)

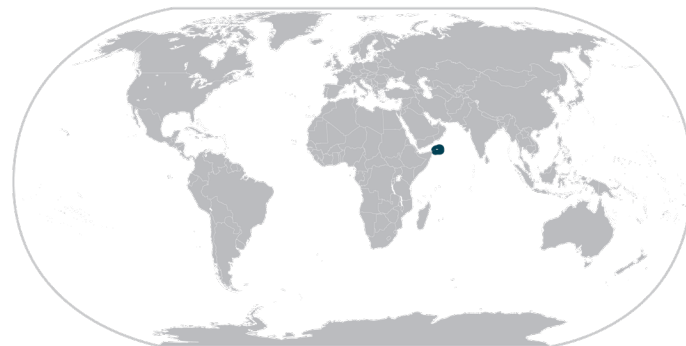
CITES

NA

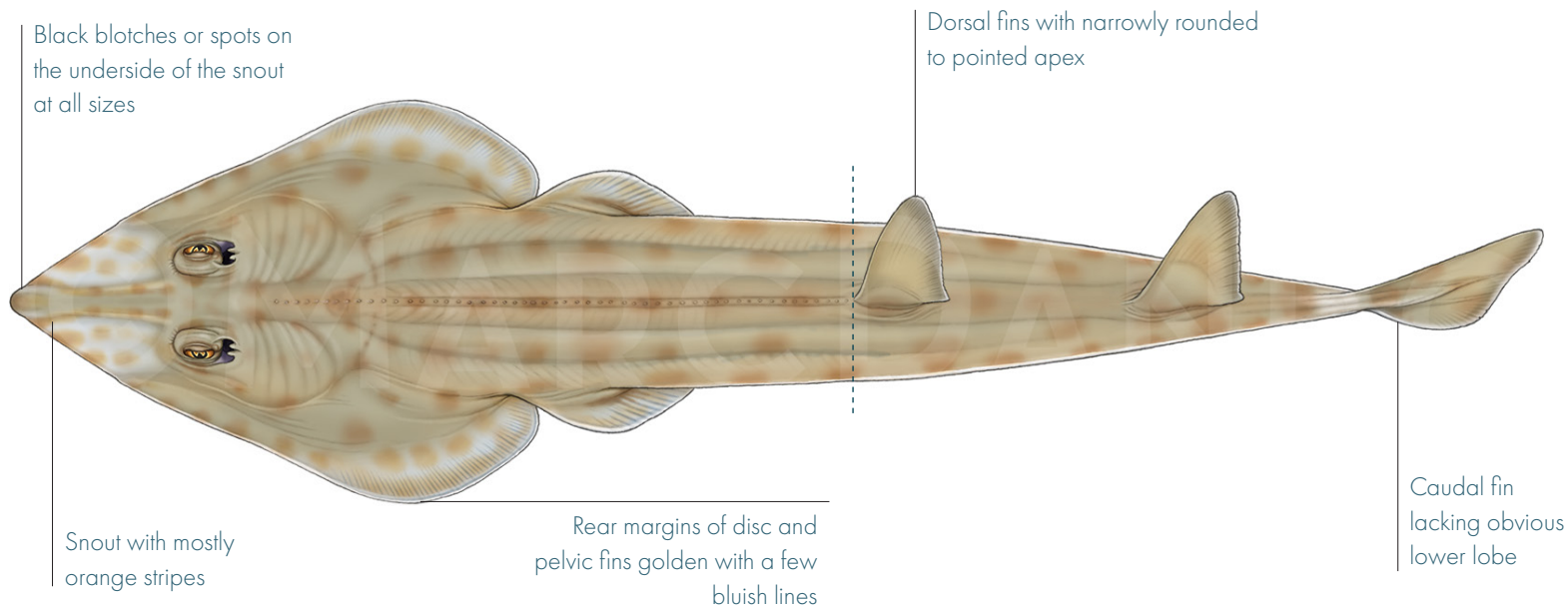
CMS

NA

SHARKS MOU



STRIPENOSE GUITARFISH / *Acroteriobatus variegatus*



RHINOBATIDAE

(NAIR & LAL MOHAN, 1973)

FAMILY

SPECIES AUTHORITY

18 CM TL

APPENDIX II (2022)

MIN SIZE

CITES

75 CM TL

NA

MAX SIZE

CMS

0-366 M

NA

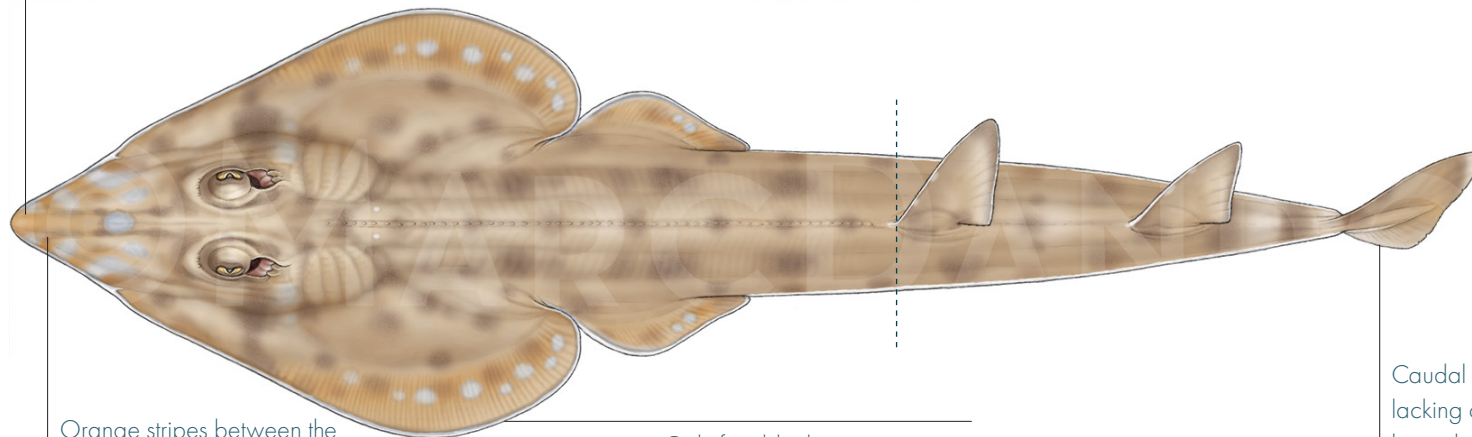
DEPTH RANGE

SHARKS MOU



ZANZIBAR GUITARFISH / *Acroteriobatus zanzibarensis*

Sometimes with black blotches or spots on the underside of the snout



Orange stripes between the elongated bluish-gray spots on snout giving it reduced "stripe-nosed" appearance

Only few bluish-grey spots on dorsal surface, tails, and fins

Caudal fin lacking obvious lower lobe

RHINOBATIDAE

(NORMAN, 1926)

FAMILY

SPECIES AUTHORITY

NA

APPENDIX II (2022)

MIN SIZE

CITES

750 CM TL

NA

MAX SIZE

CMS

NA

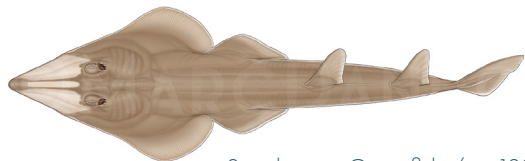
NA

DEPTH RANGE

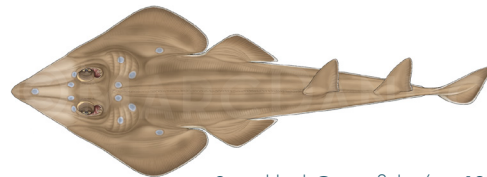
SHARKS MOU




PSEUDOBATOS SPP. – 9 SPECIES




Spadenose Guitarfish / p. 133
Pseudobatos buthi



Speckled Guitarfish / p. 134
Pseudobatos glaucostigmus



Freckled Guitarfish / p. 136
Pseudobatos lentiginosus




Brazilian Guitarfish / p. 135
Pseudobatos horkelii




Chola Guitarfish / p. 138
Pseudobatos percellens




Pacific Guitarfish / p. 139
Pseudobatos planiceps



Gorgona Guitarfish / p. 140
Pseudobatos prahli

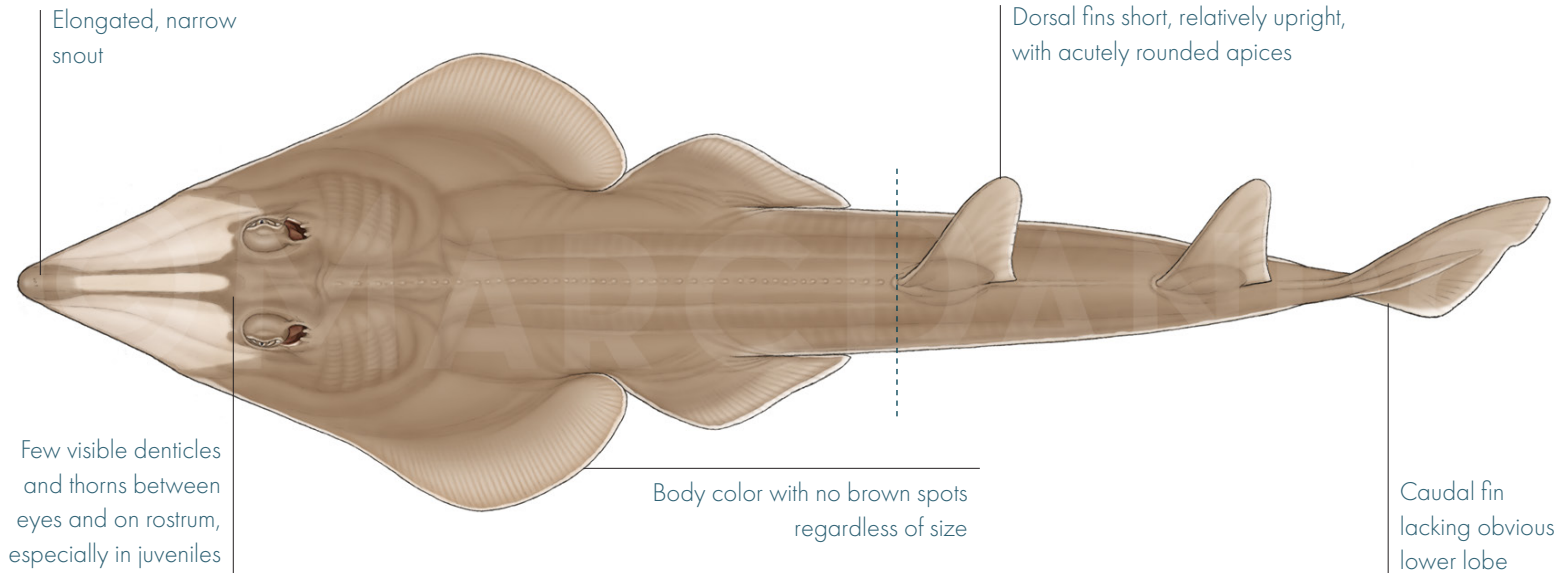


Shovelnose Guitarfish / p. 141
Pseudobatos productus



Whitenout Guitarfish / p. 137
Pseudobatos leucorhynchus

SPADENOSE GUITARFISH / *Pseudobatos buthi*



RHINOBATIDAE

FAMILY

NA

MIN SIZE

69 CM TL

MAX SIZE

0-10 M

DEPTH RANGE

RUTLEDGE, 2019

SPECIES AUTHORITY

APPENDIX II (2022)

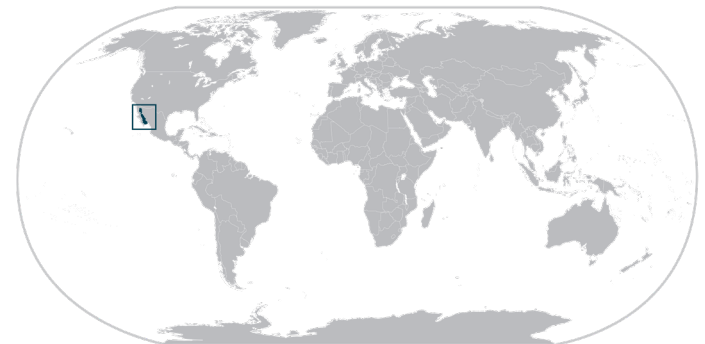
CITES

NA

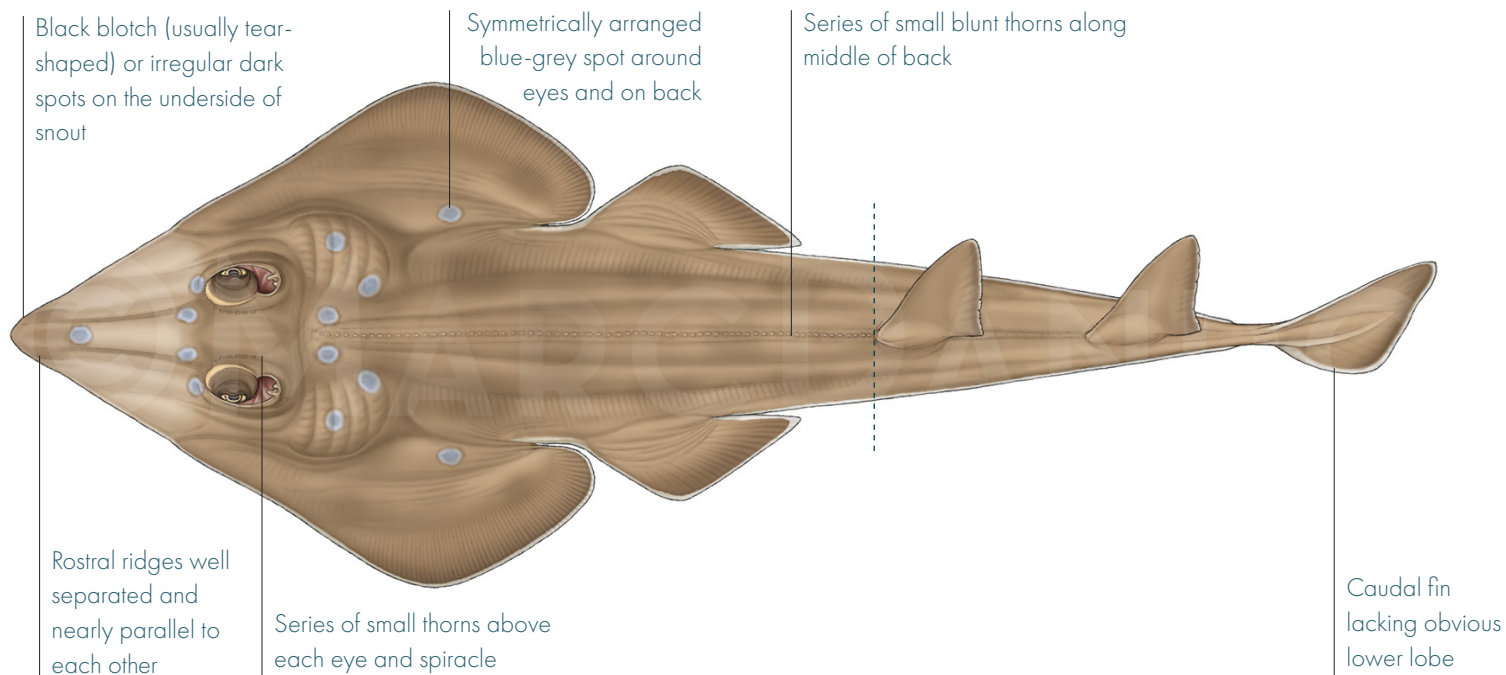
CMS

NA

SHARKS MOU



SPECKLED GUITARFISH / *Pseudobatos glaucostigmus*



RHINOBATIDAE

(JORDAN & GILBERT, 1883)

FAMILY

SPECIES AUTHORITY

NA

APPENDIX II (2022)

MIN SIZE

CITES

91 CM TL

NA

MAX SIZE

CMS

0-110 M

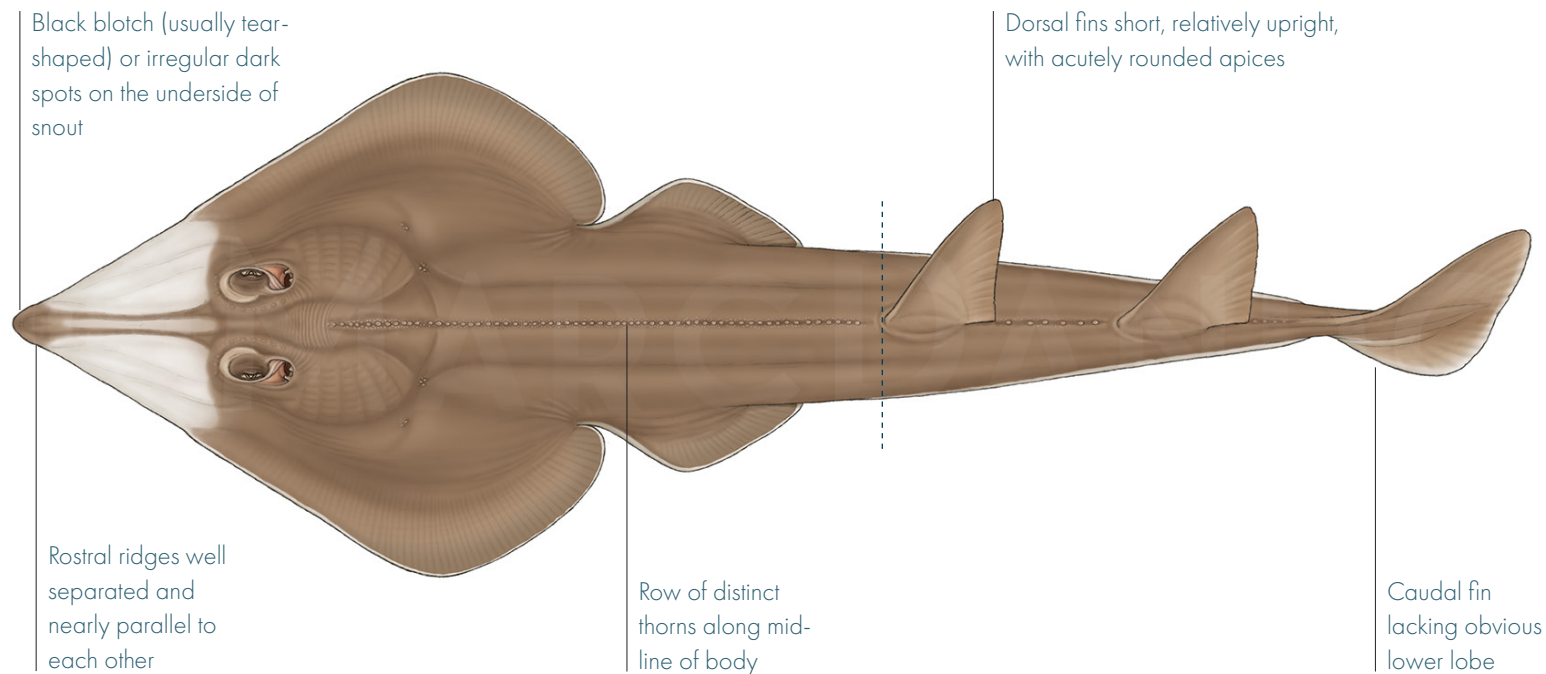
NA

DEPTH RANGE

SHARKS MOU



BRAZILIAN GUITARFISH / *Pseudobatos horkelii*



RHINOBATIDAE

(MÜLLER & HENLE, 1841)

FAMILY

SPECIES AUTHORITY

NA

APPENDIX II (2022)

MIN SIZE

CITES

138 CM TL

NA

MAX SIZE

CMS

0-150 M

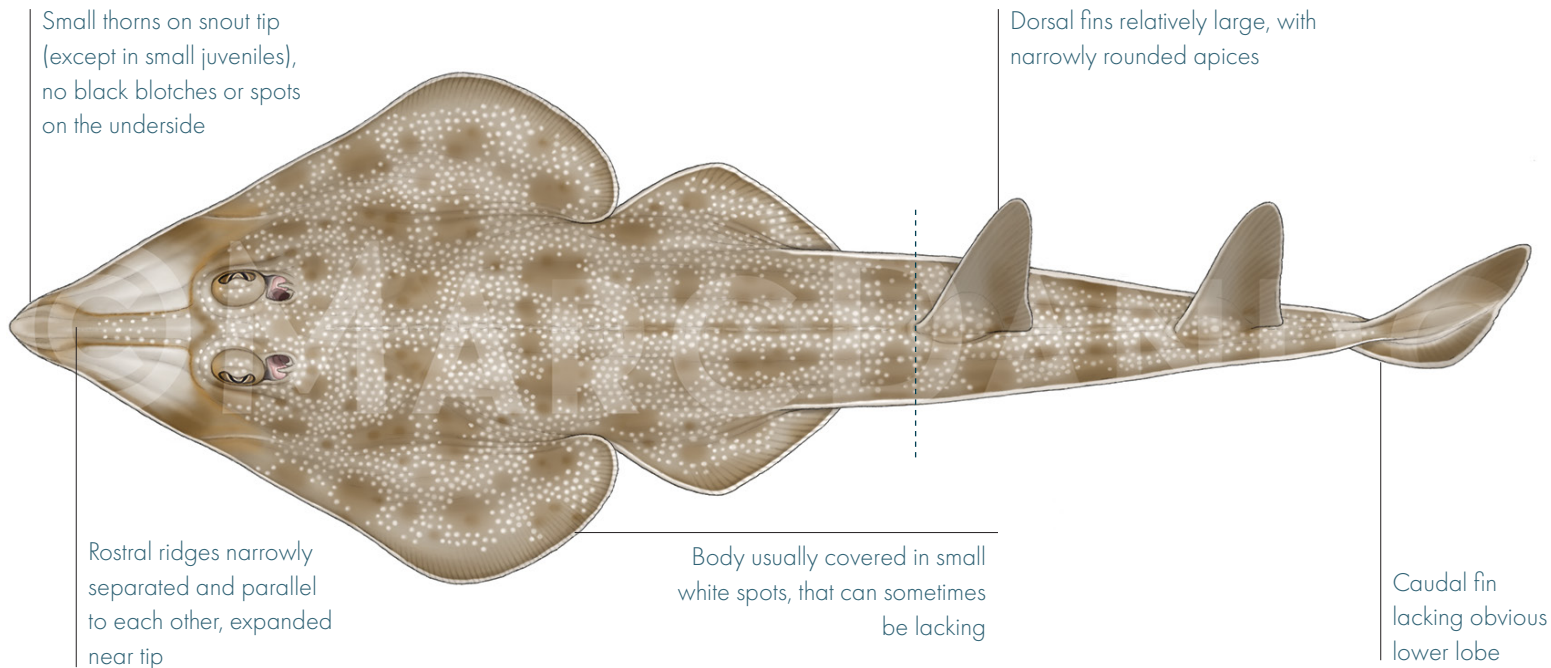
NA

DEPTH RANGE

SHARKS MOU



FRECKLED GUITARFISH / *Pseudobatos lentiginosus*



RHINOBATIDAE

FAMILY

~20 CM TL

MIN SIZE

78 CM TL

MAX SIZE

0-30 M

DEPTH RANGE

(GARMAN, 1880)

SPECIES AUTHORITY

APPENDIX II (2022)

CITES

NA

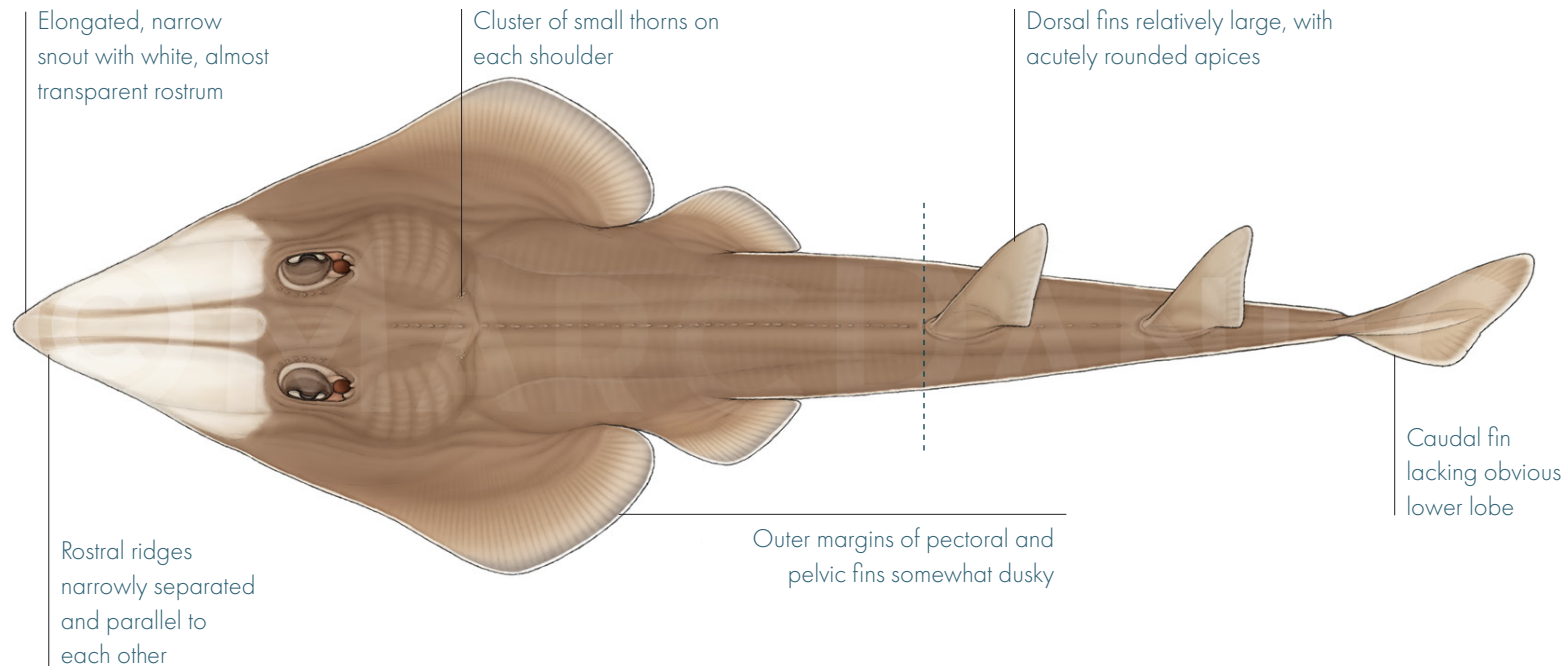
CMS

NA

SHARKS MOU



WHITESNOUT GUITARFISH / *Pseudobatos leucorhynchus*



RHINOBATIDAE

FAMILY

~19 CM TL

MIN SIZE

118 CM TL

MAX SIZE

0–50 M

DEPTH RANGE

(GÜNTHER, 1867)

SPECIES AUTHORITY

APPENDIX II (2022)

CITES

NA

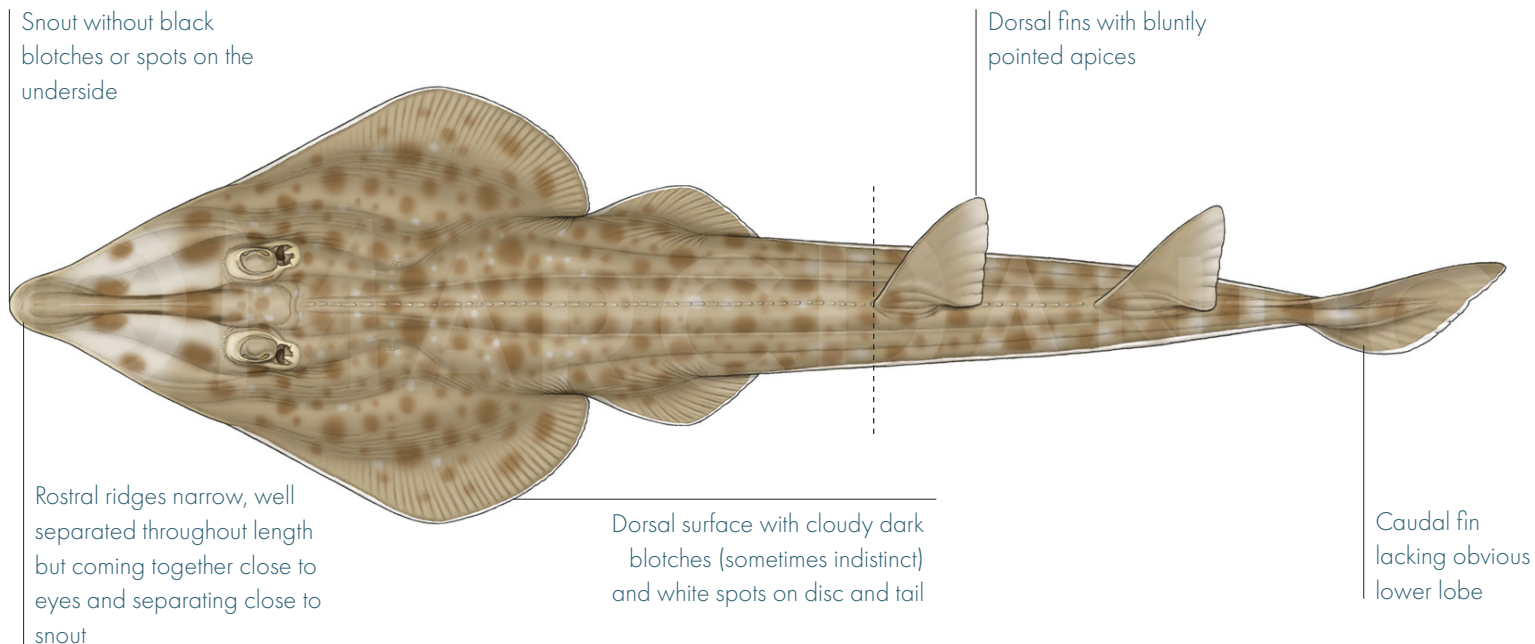
CMS

NA

SHARKS MOU



CHOLA GUITARFISH / *Pseudobatos percellens*



RHINOBATIDAE

(WALBAUM, 1792)

FAMILY

SPECIES AUTHORITY

NA

APPENDIX II (2022)

MIN SIZE

CITES

100 CM TL

NA

MAX SIZE

CMS

0-110 M

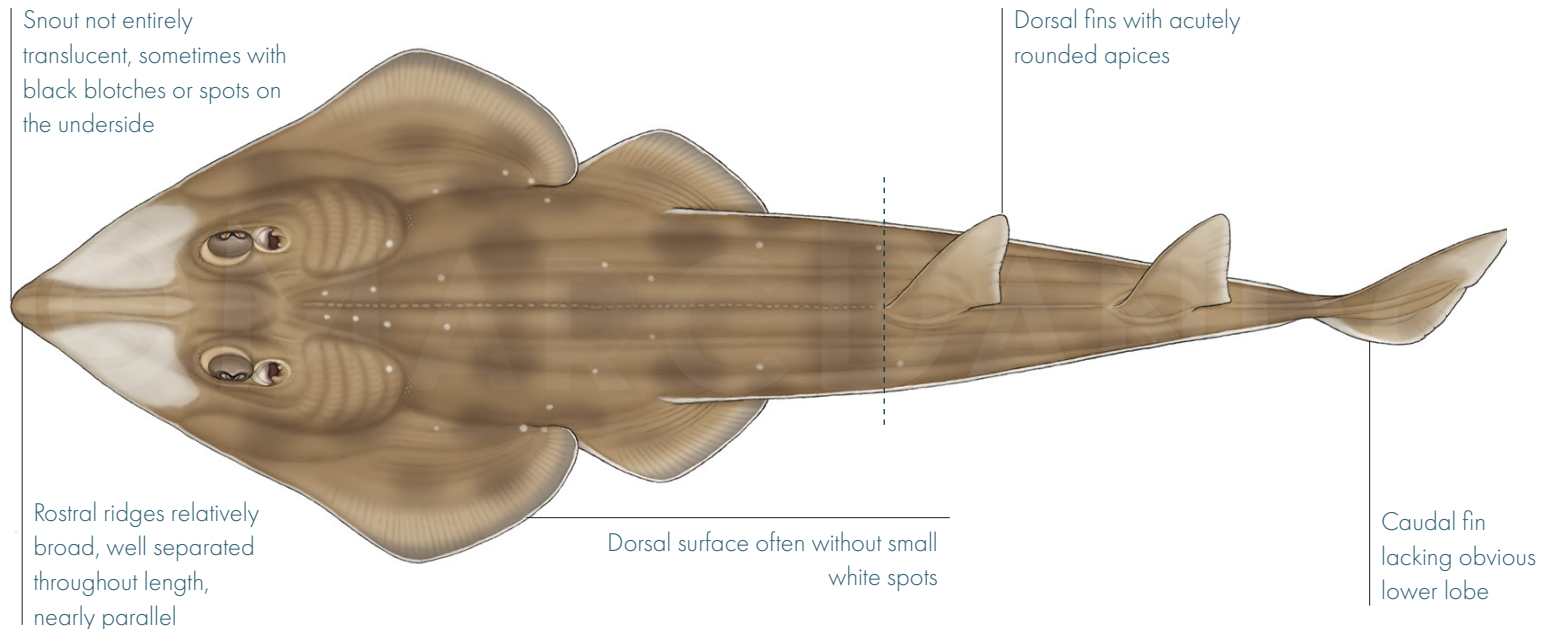
NA

DEPTH RANGE

SHARKS MOU



PACIFIC GUITARFISH / *Pseudobatos planiceps*



RHINOBATIDAE

(GARMAN, 1880)

FAMILY

SPECIES AUTHORITY

NA

APPENDIX II (2022)

MIN SIZE

CITES

170 CM TL

NA

MAX SIZE

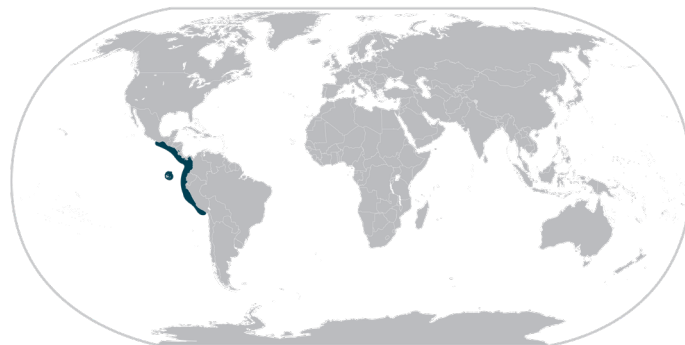
CMS

0-50 M

NA

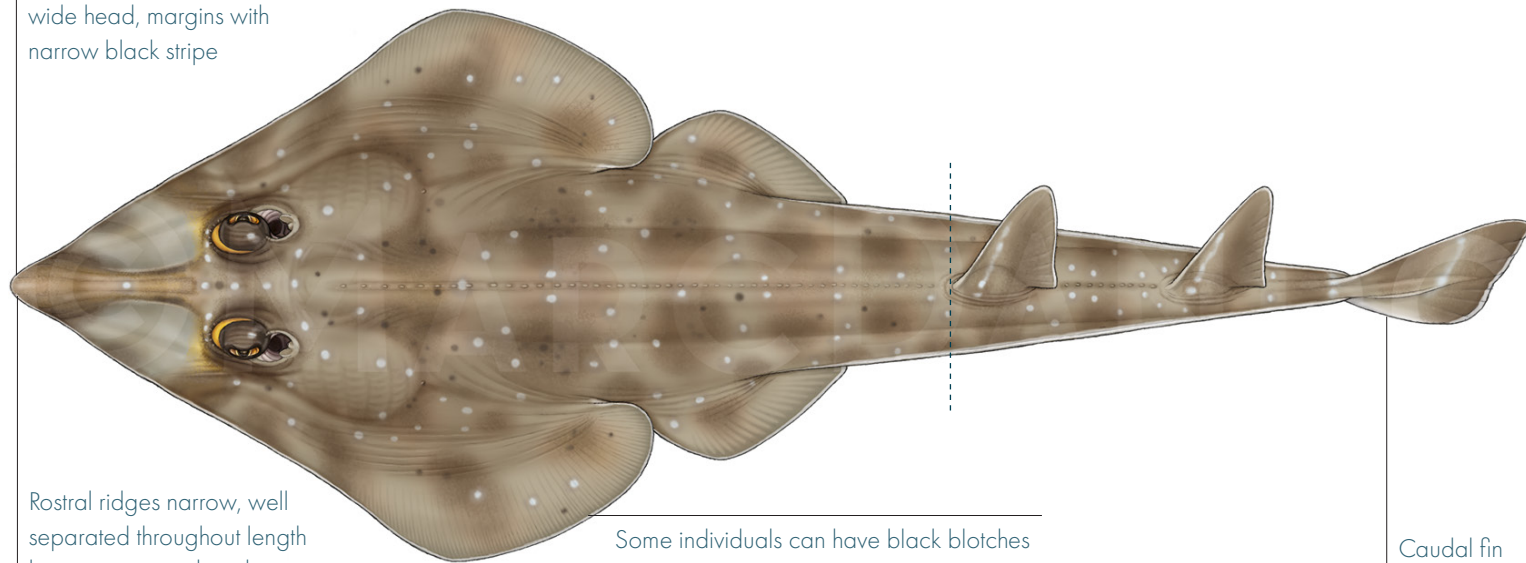
DEPTH RANGE

SHARKS MOU



GORGONA GUITARFISH / *Pseudobatos prahli*

Snout relatively short with wide head, margins with narrow black stripe



Rostral ridges narrow, well separated throughout length but coming together close to eyes and separating close to snout

Some individuals can have black blotches on anterior gills and each side of mouth, with mottled grey ventral surface

Caudal fin lacking obvious lower lobe

RHINOBATIDAE

(ACERO P. & FRANKE, 1995)

FAMILY

SPECIES AUTHORITY

20 CM TL

APPENDIX II (2022)

MIN SIZE

CITES

90 CM TL

NA

MAX SIZE

CMS

0-70 M

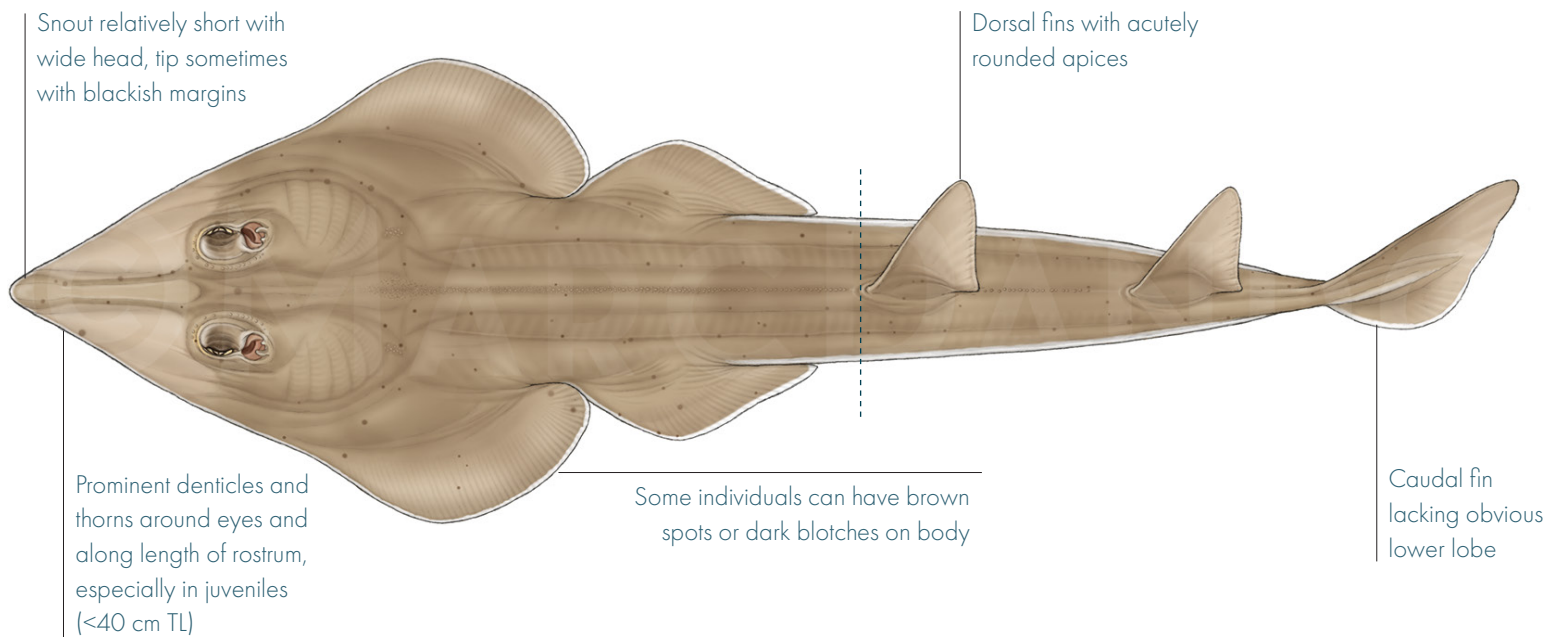
NA

DEPTH RANGE

SHARKS MOU



SHOVELNOSE GUITARFISH / *Pseudobatos productus*



RHINOBATIDAE

(AYRES, 1854)

FAMILY

SPECIES AUTHORITY

15 CM TL

APPENDIX II (2022)

MIN SIZE

CITES

170 CM TL

NA

MAX SIZE

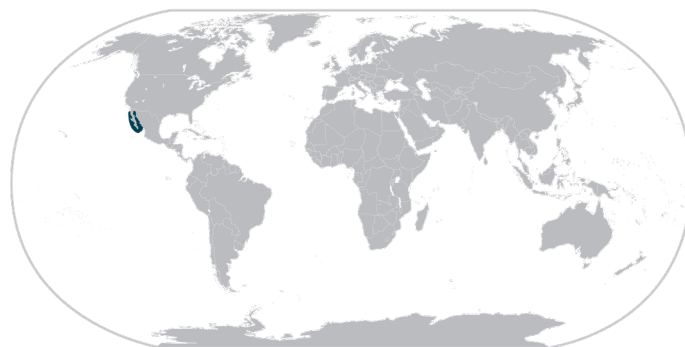
CMS

0-92 M


NA

DEPTH RANGE

SHARKS MOU




RHINOBATOS SPP. / 18 SPECIES



Whitepotted Guitarfish / p. 144
Rhinobatos albomaculatus




Borneo Guitarfish / p. 147
Rhinobatos borneensis



Slender Guitarfish / p. 148
Rhinobatos holcorhynchus




Bengal Guitarfish / p. 145
Rhinobatos annandalei



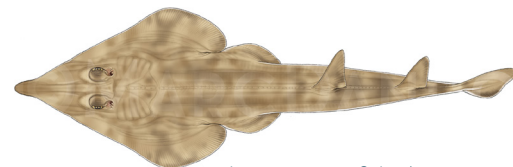
Ringed Guitarfish / p. 149
Rhinobatos hynnicephalus



Spineback Guitarfish / p. 150
Rhinobatos irvinei



Austin's Guitarfish / p. 146
Rhinobatos austini




Jimbaran Guitarfish / p. 151
Rhinobatos jimbaranensis



Smoothback Guitarfish / p. 152
Rhinobatos lionotus

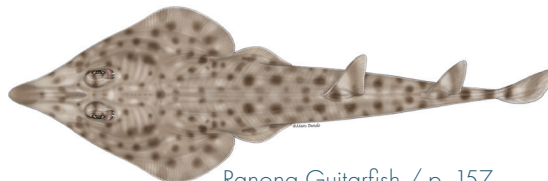
RHINOBATOS SPP. / 18 SPECIES




Papuan Guitarfish / p. 153
Rhinobatos manai




Spotted Guitarfish / p. 156
Rhinobatos punctifer




Ranong Guitarfish / p. 157
Rhinobatos ranongensis



Bareback Guitarfish / p. 154
Rhinobatos nudidorsalis



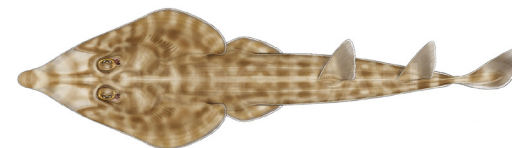
Common Guitarfish / p. 158
Rhinobatos rhinobatos



Goldeneye Shovelnose Ray / p. 159
Rhinobatos sainsburyi



Indonesian Guitarfish / p. 155
Rhinobatos pengali

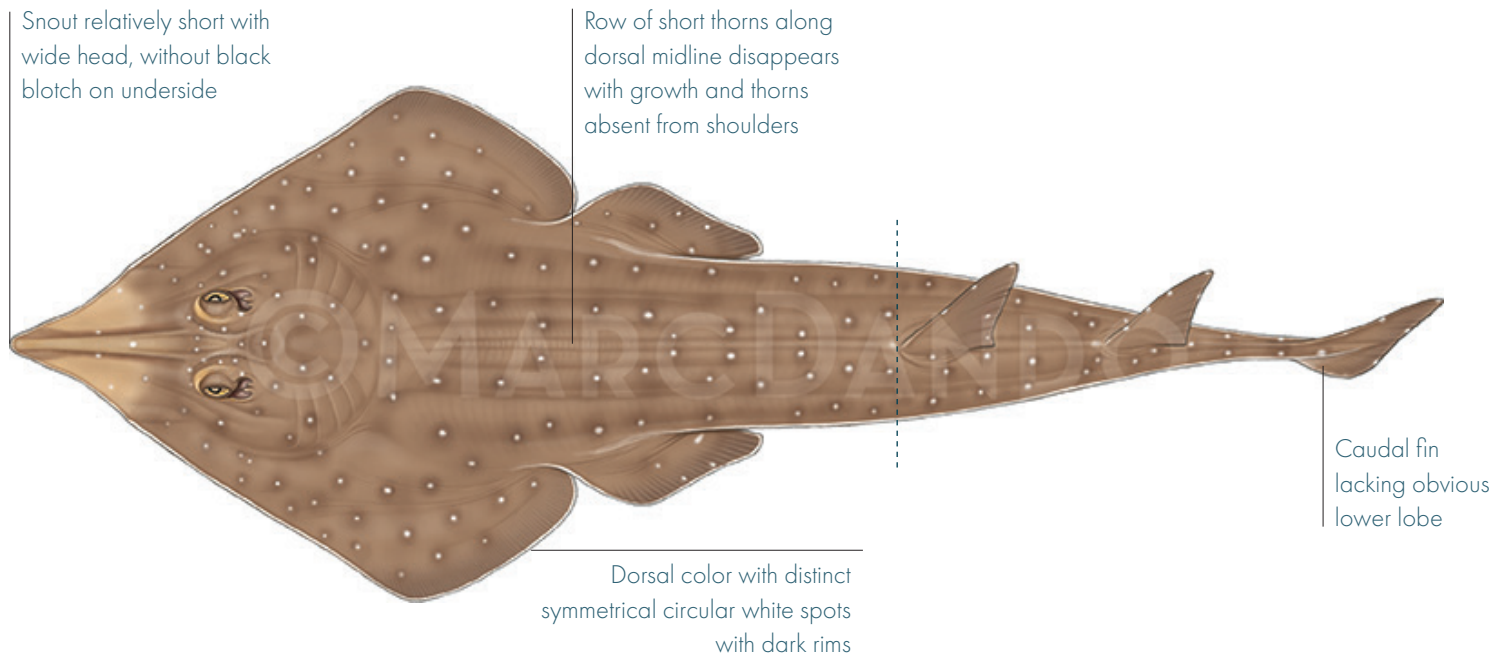


Brown Guitarfish / p. 160
Rhinobatos schlegelii



Philippines Guitarfish / p. 161
Rhinobatos whitei

WHITESPOTTED GUITARFISH / *Rhinobatos albomaculatus*



RHINOBATIDAE

FAMILY

~15 CM TL

MIN SIZE

80 CM TL

MAX SIZE

0-132 M

DEPTH RANGE

NORMAN, 1930

SPECIES AUTHORITY

APPENDIX II (2022)

CITES

NA

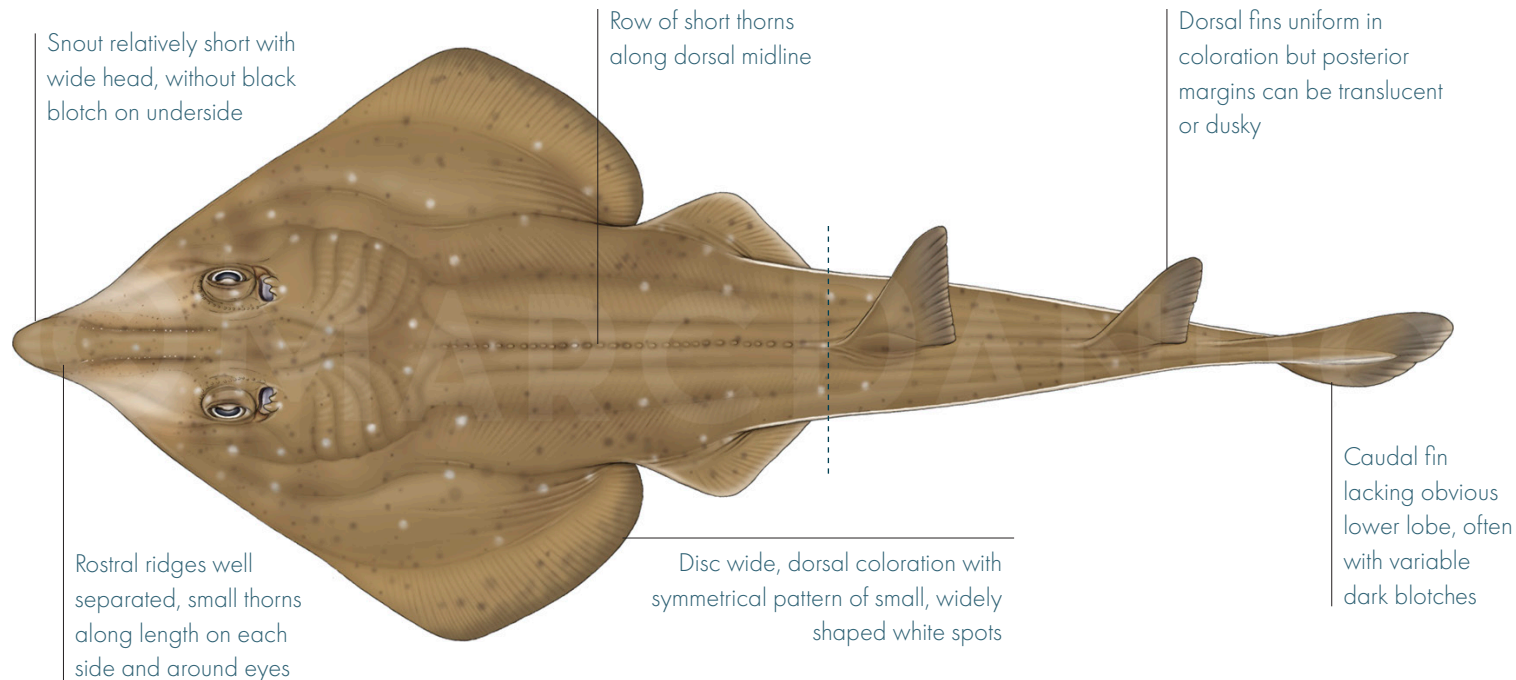
CMS

NA

SHARKS MOU



BENGAL GUITARFISH / *Rhinobatos annandalei*



RHINOBATIDAE

FAMILY

20 CM TL

MIN SIZE

95 CM TL

MAX SIZE

0-90 M

DEPTH RANGE

NORMAN, 1926

SPECIES AUTHORITY

APPENDIX II (2022)

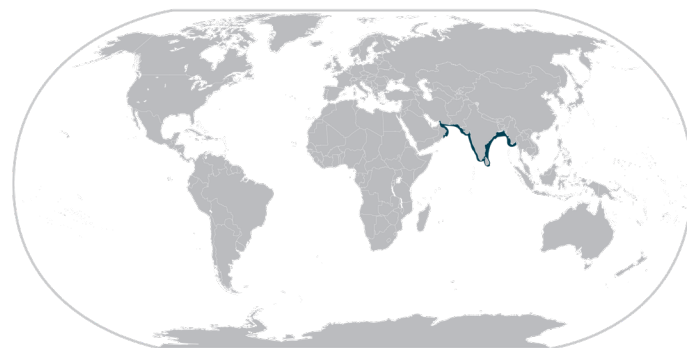
CITES

NA

CMS

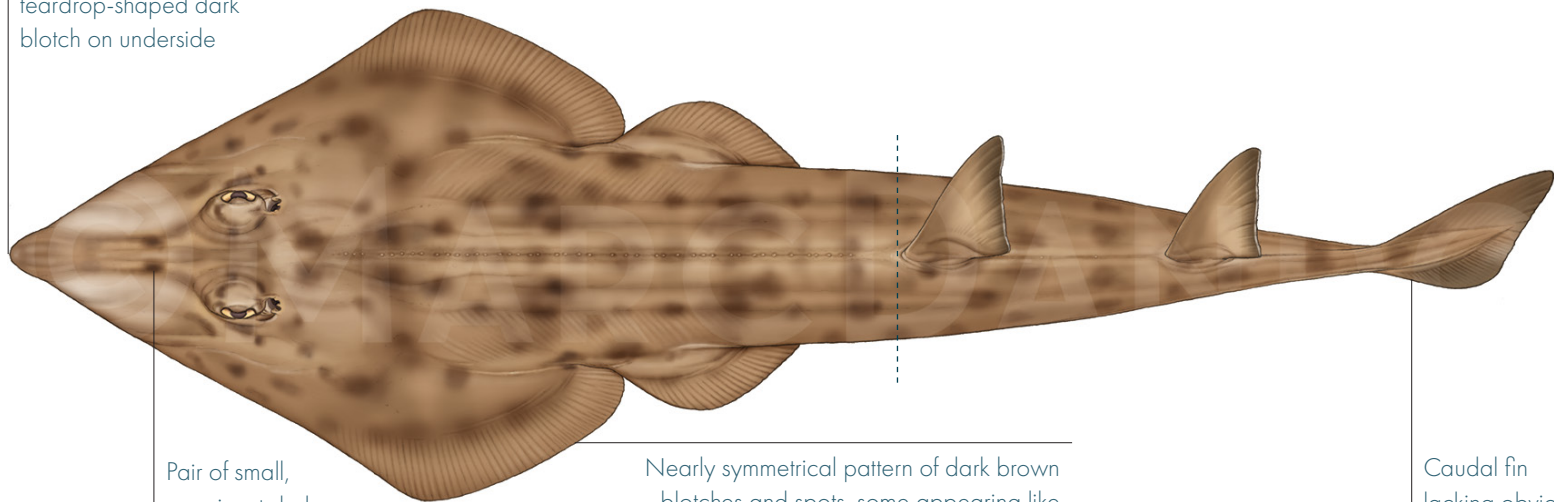
NA

SHARKS MOU



AUSTIN'S GUITARFISH / *Rhinobatos austini*

Snout relatively short with wide head, prominent teardrop-shaped dark blotch on underside



Pair of small, prominent dark spots

Nearly symmetrical pattern of dark brown blotches and spots, some appearing like dark bands on dorsal surface

Caudal fin lacking obvious lower lobe

RHINOBATIDAE

FAMILY

NA

MIN SIZE

115 CM TL

MAX SIZE

0-107 M

DEPTH RANGE

EBERT & GON, 2017

SPECIES AUTHORITY

APPENDIX II (2022)

CITES

NA

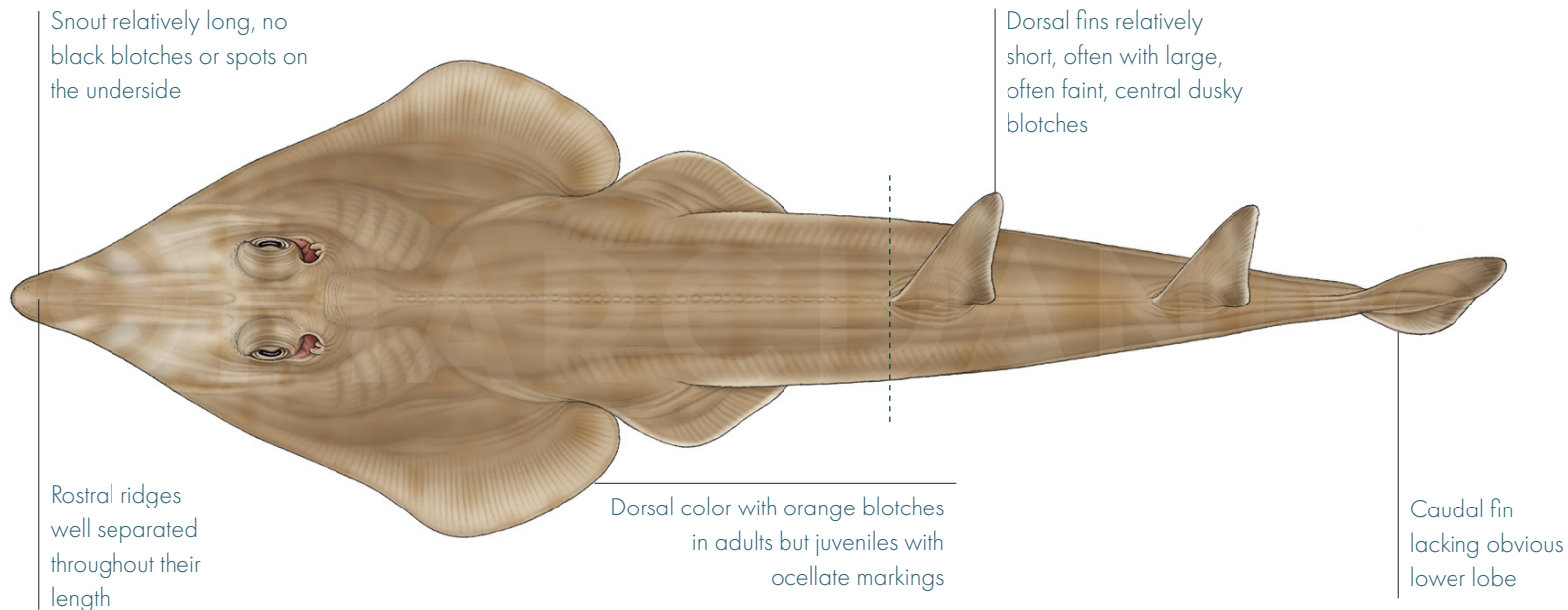
CMS

NA

SHARKS MOU



BORNEO GUITARFISH / *Rhinobatos borneensis*



RHINOBATIDAE

FAMILY

19 CM TL

MIN SIZE

90 CM TL

MAX SIZE

0-100 M

DEPTH RANGE

LAST, SÉRET & NAYLOR, 2016

SPECIES AUTHORITY

APPENDIX II (2022)

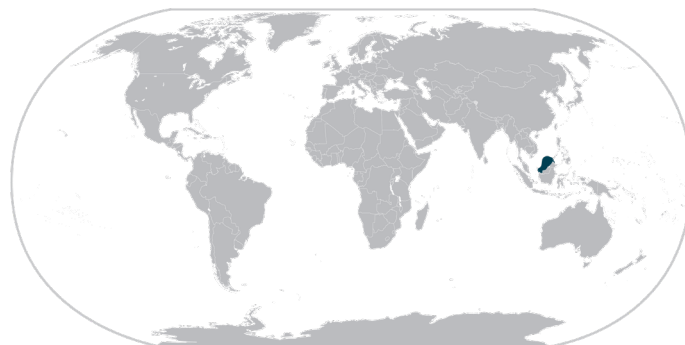
CITES

NA

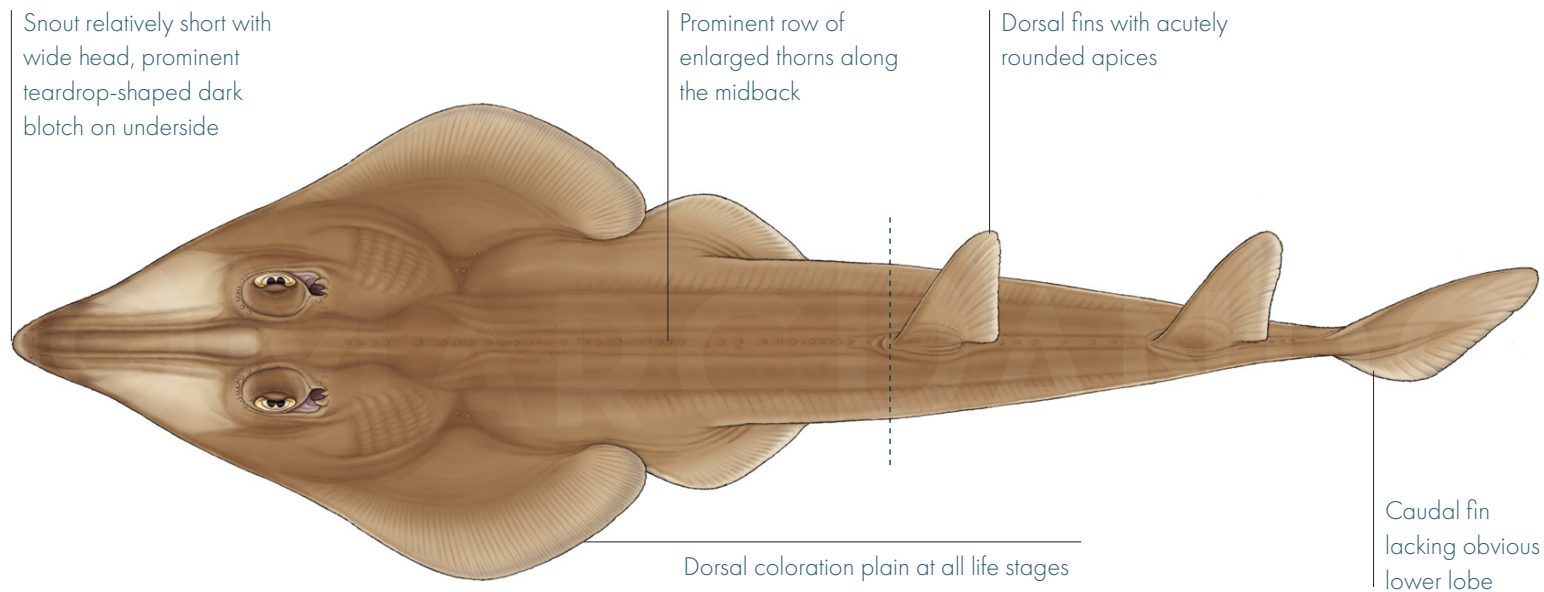
CMS

NA

SHARKS MOU



SLENDER GUITARFISH / *Rhinobatos holcorhynchus*



RHINOBATIDAE

FAMILY

NA

MIN SIZE

127 CM TL

MAX SIZE

0-350 M

DEPTH RANGE

NORMAN, 1922

SPECIES AUTHORITY

APPENDIX II (2022)

CITES

NA

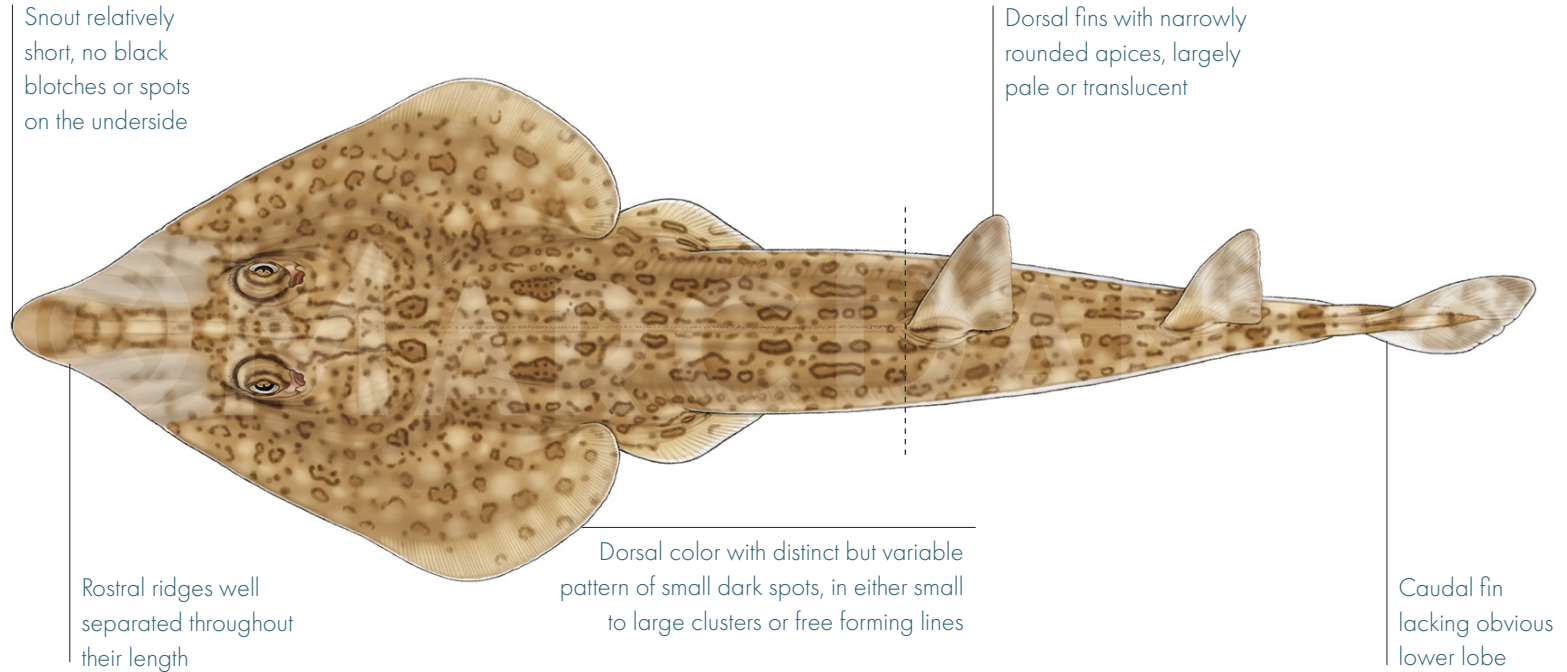
CMS

NA

SHARKS MOU



RINGED GUITARFISH / *Rhinobatos hynnicephalus*



RHINOBATIDAE

FAMILY

16 CM TL

MIN SIZE

100 CM TL

MAX SIZE

0-100 M

DEPTH RANGE

RICHARDSON, 1846

SPECIES AUTHORITY

APPENDIX II (2022)

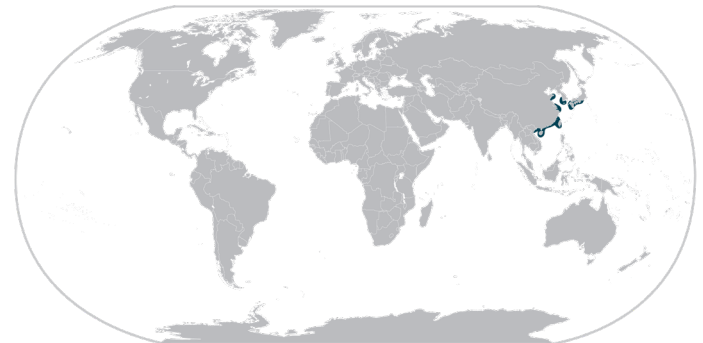
CITES

NA

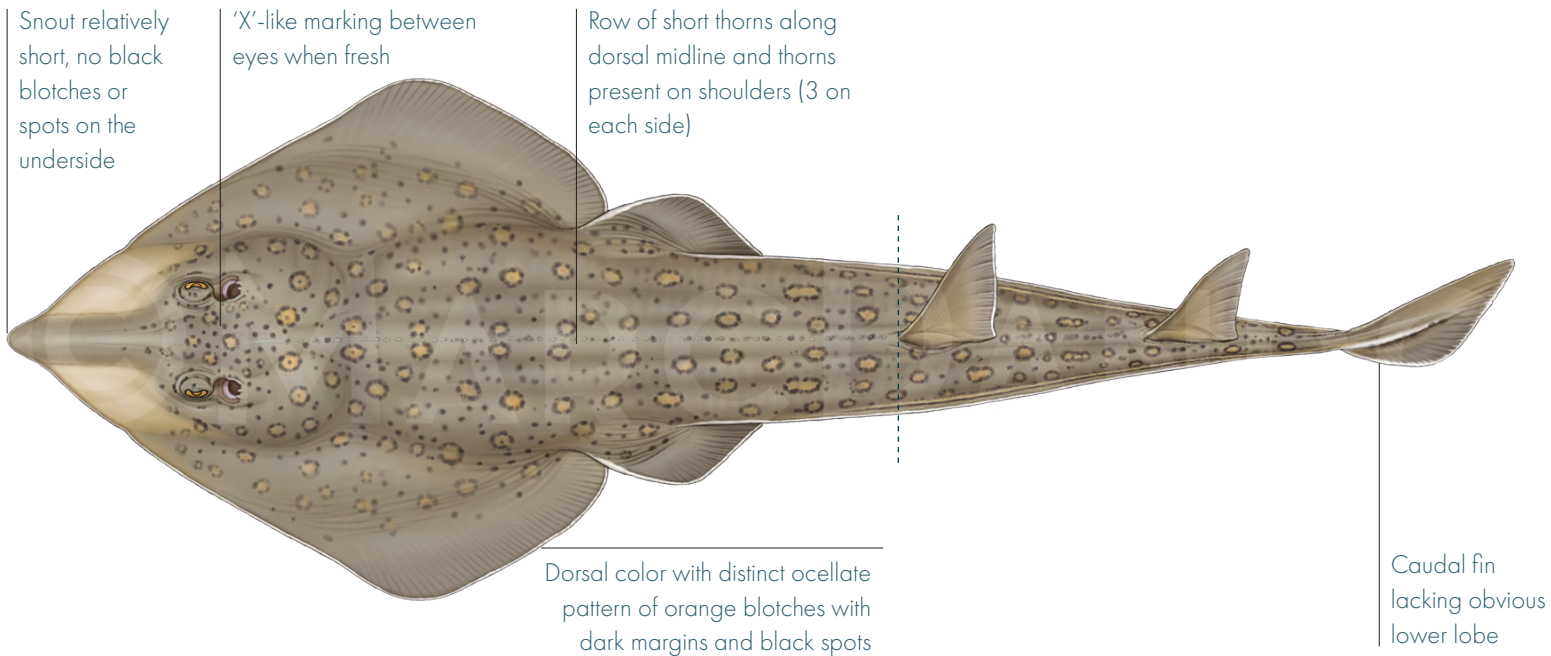
CMS

NA

SHARKS MOU



SPINEBACK GUITARFISH / *Rhinobatos irvinei*



RHINOBATIDAE

FAMILY

NA

MIN SIZE

100 CM TL

MAX SIZE

0-49 M

DEPTH RANGE

NORMAN, 1931

SPECIES AUTHORITY

APPENDIX II (2022)

CITES

NA

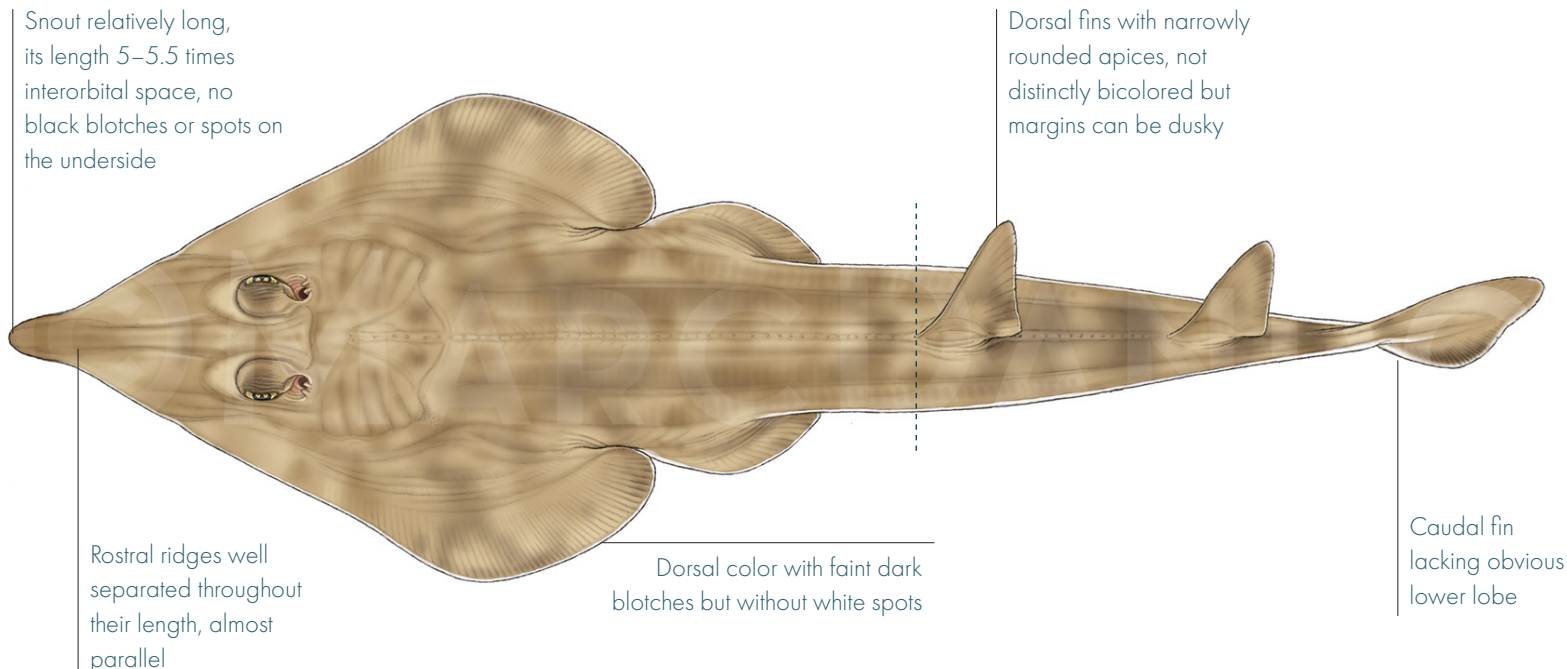
CMS

NA

SHARKS MOU



JIMBARAN GUITARFISH / *Rhinobatos jimbaranensis*



RHINOBATIDAE

FAMILY

~13 CM TL

MIN SIZE

99 CM TL

MAX SIZE

0-60 M

DEPTH RANGE

LAST, WHITE & FAHMI, 2006

SPECIES AUTHORITY

APPENDIX II (2022)

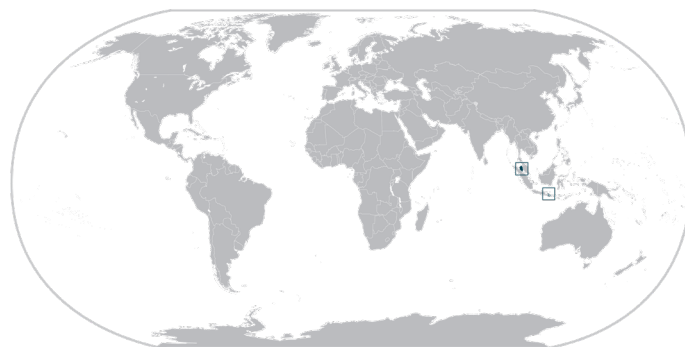
CITES

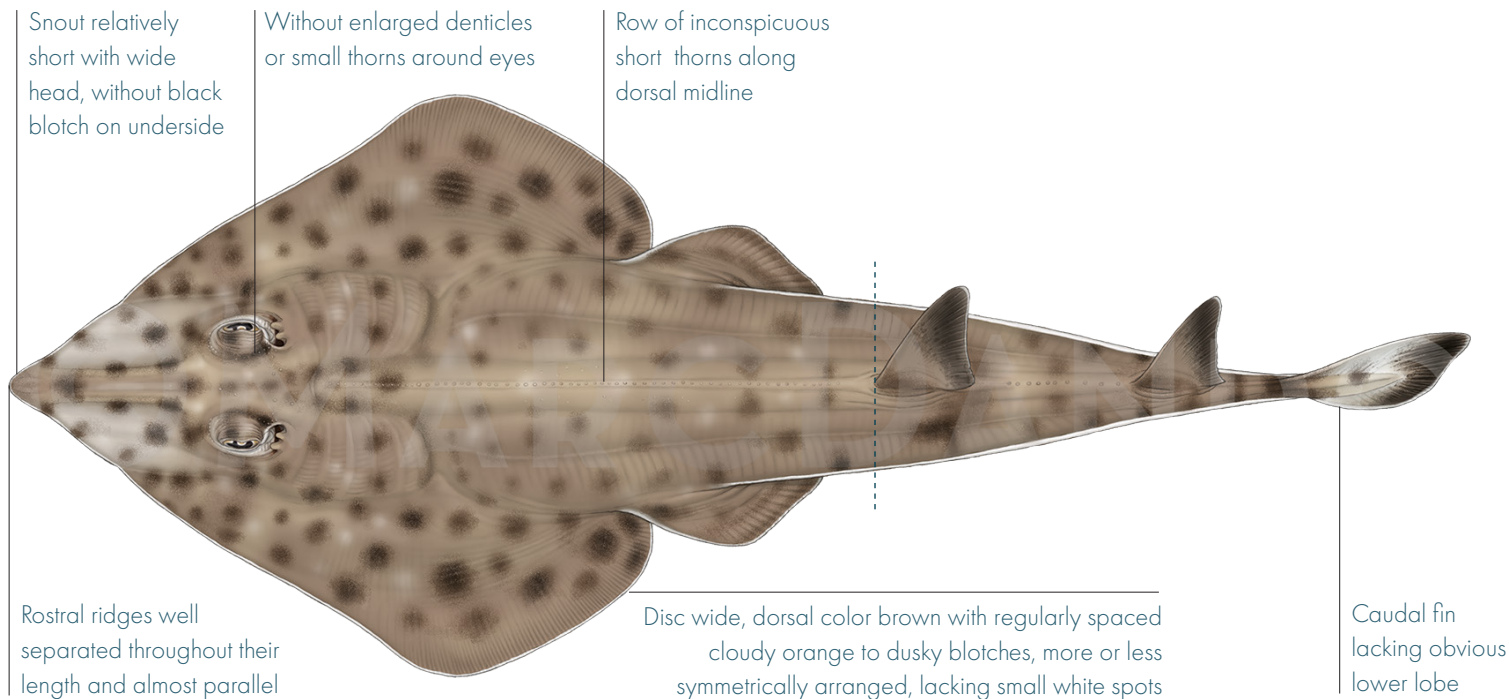
NA

CMS

NA

SHARKS MOU



SMOOTHBACK GUITARFISH / *Rhinobatos lionotus*

RHINOBATIDAE

NORMAN, 1922

FAMILY

SPECIES AUTHORITY

~15 CM TL

APPENDIX II (2022)

MIN SIZE

CITES

85 CM TL

NA

MAX SIZE

CMS

0-76 M


NA

DEPTH RANGE

SHARKS MOU



PAPUAN GUITARFISH / *Rhinobatos manai*



RHINOBATIDAE

FAMILY

NA

MIN SIZE

73 CM TL

MAX SIZE

0–290 M

DEPTH RANGE

WHITE, LAST & NAYLOR, 2016

SPECIES AUTHORITY

APPENDIX II (2022)

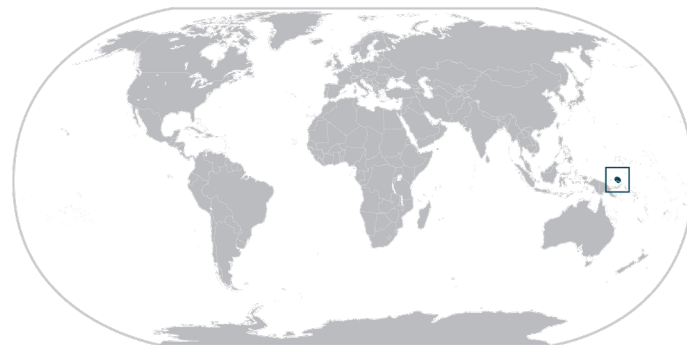
CITES

NA

CMS

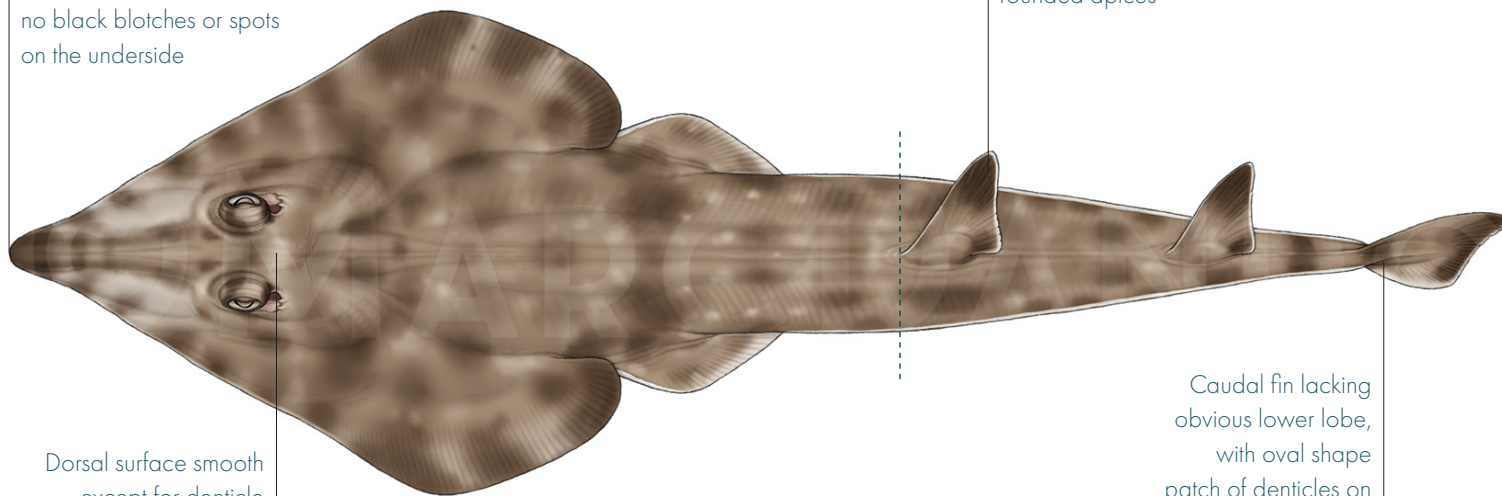
NA

SHARKS MOU



BAREBACK GUITARFISH / *Rhinobatos nudidorsalis*

Snout relatively long, small dark streak at the margin of either side near apex, no black blotches or spots on the underside



Dorsal fins relatively short, with narrowly rounded apices

Dorsal surface smooth except for denticle patches in front and behind eyes

Caudal fin lacking obvious lower lobe, with oval shape patch of denticles on caudal peduncle and lower lobe

RHINOBATIDAE

FAMILY

NA

MIN SIZE

50 CM TL

MAX SIZE

0-125 M

DEPTH RANGE

LAST, COMPAGNO & NAKAYA, 2004

SPECIES AUTHORITY

APPENDIX II (2022)

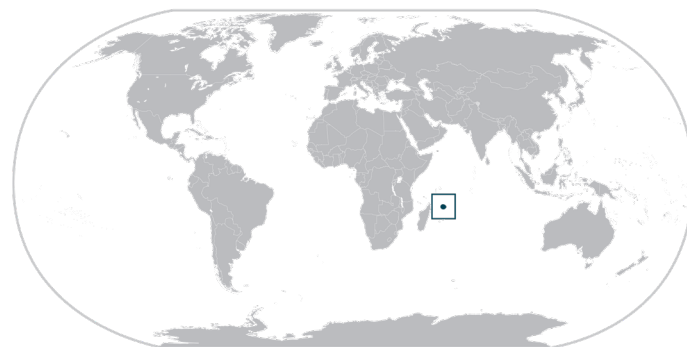
CITES

NA

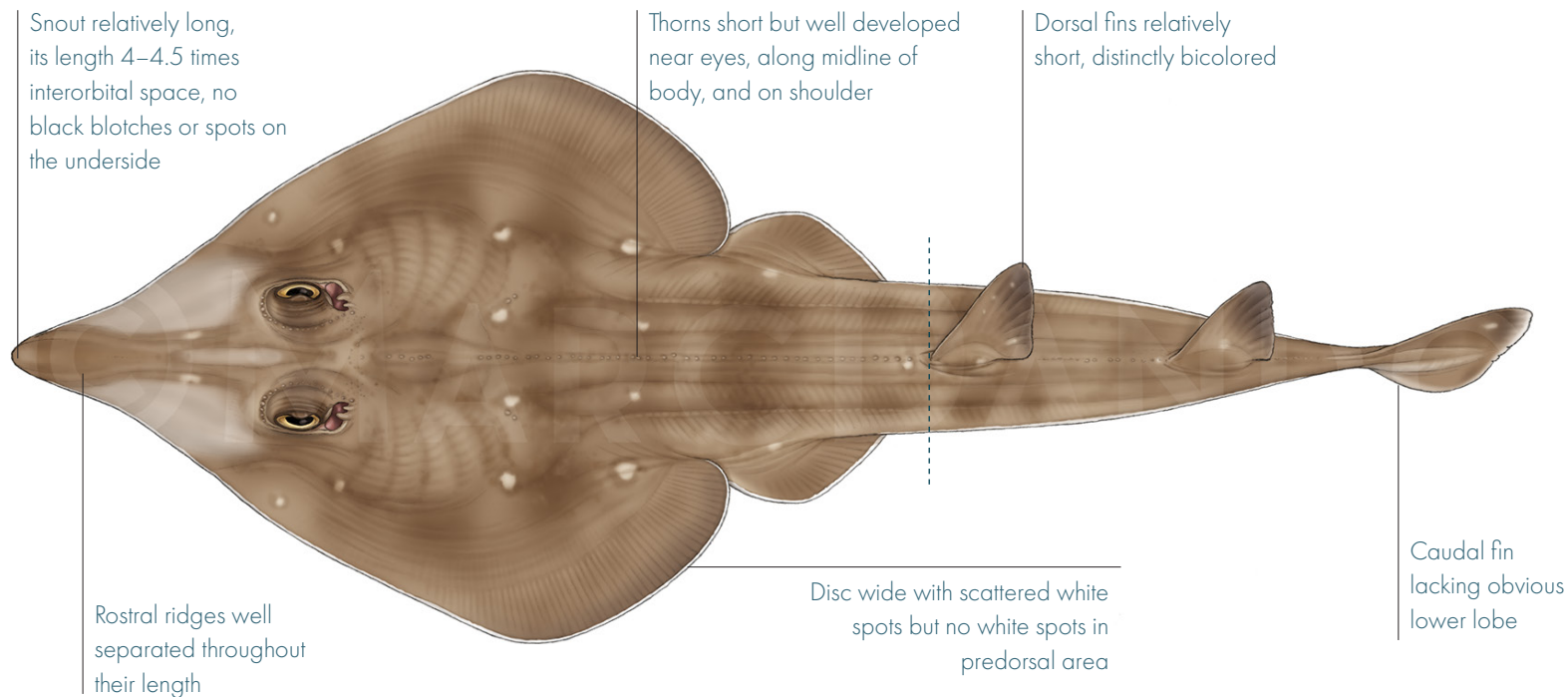
CMS

NA

SHARKS MOU



INDONESIAN GUITARFISH / *Rhinobatos penggali*



RHINOBATIDAE

FAMILY

~13 CM TL

MIN SIZE

100 CM TL

MAX SIZE

0–60 M

DEPTH RANGE

LAST, WHITE & FAHMI, 2006

SPECIES AUTHORITY

APPENDIX II (2022)

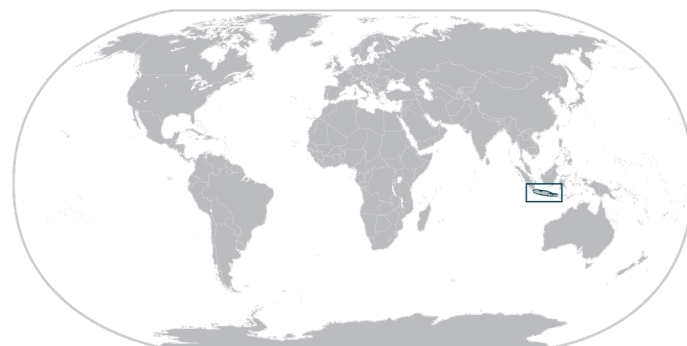
CITES

NA

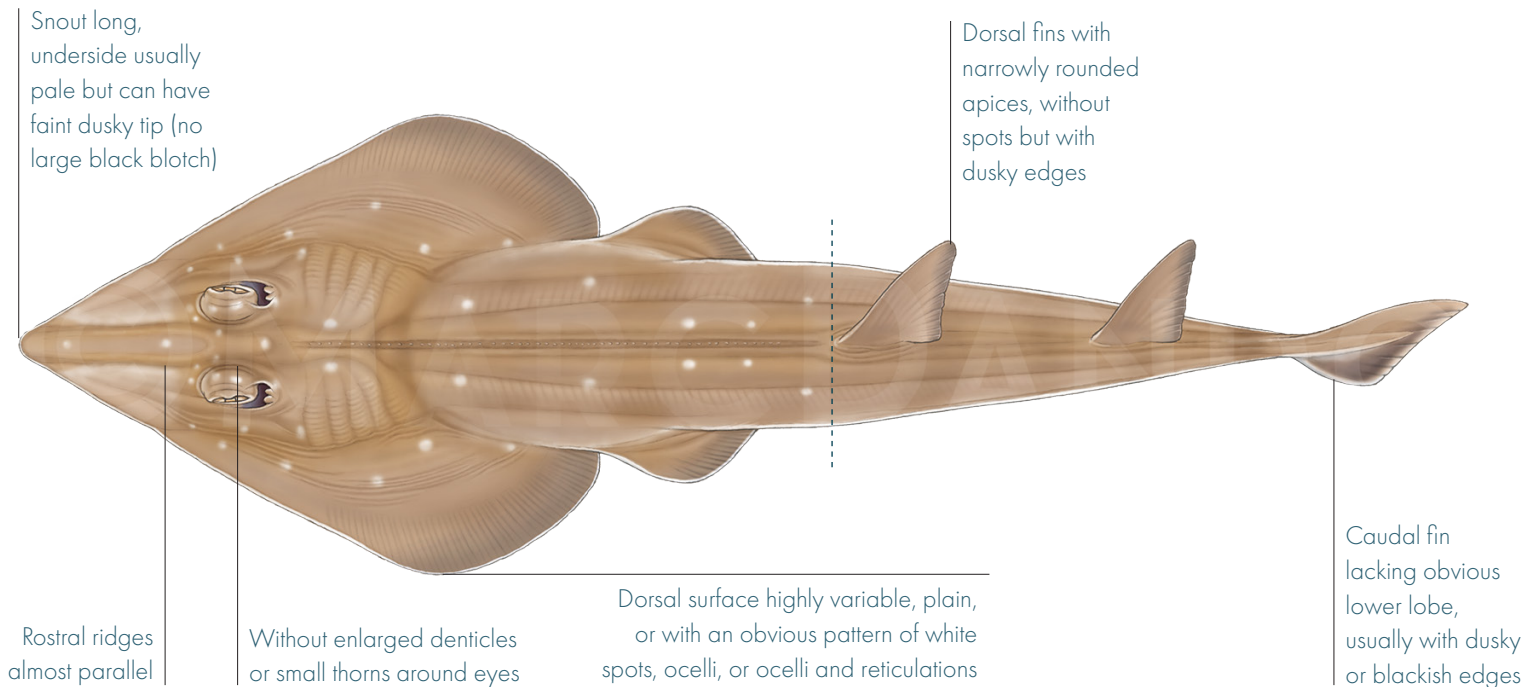
CMS

NA

SHARKS MOU



SPOTTED GUITARFISH / *Rhinobatos punctifer*



RHINOBATIDAE

FAMILY

~25 CM TL

MIN SIZE

90 CM TL

MAX SIZE

0-70 M

DEPTH RANGE

COMPAGNO & RANDALL, 1987

SPECIES AUTHORITY

APPENDIX II (2022)

CITES

NA

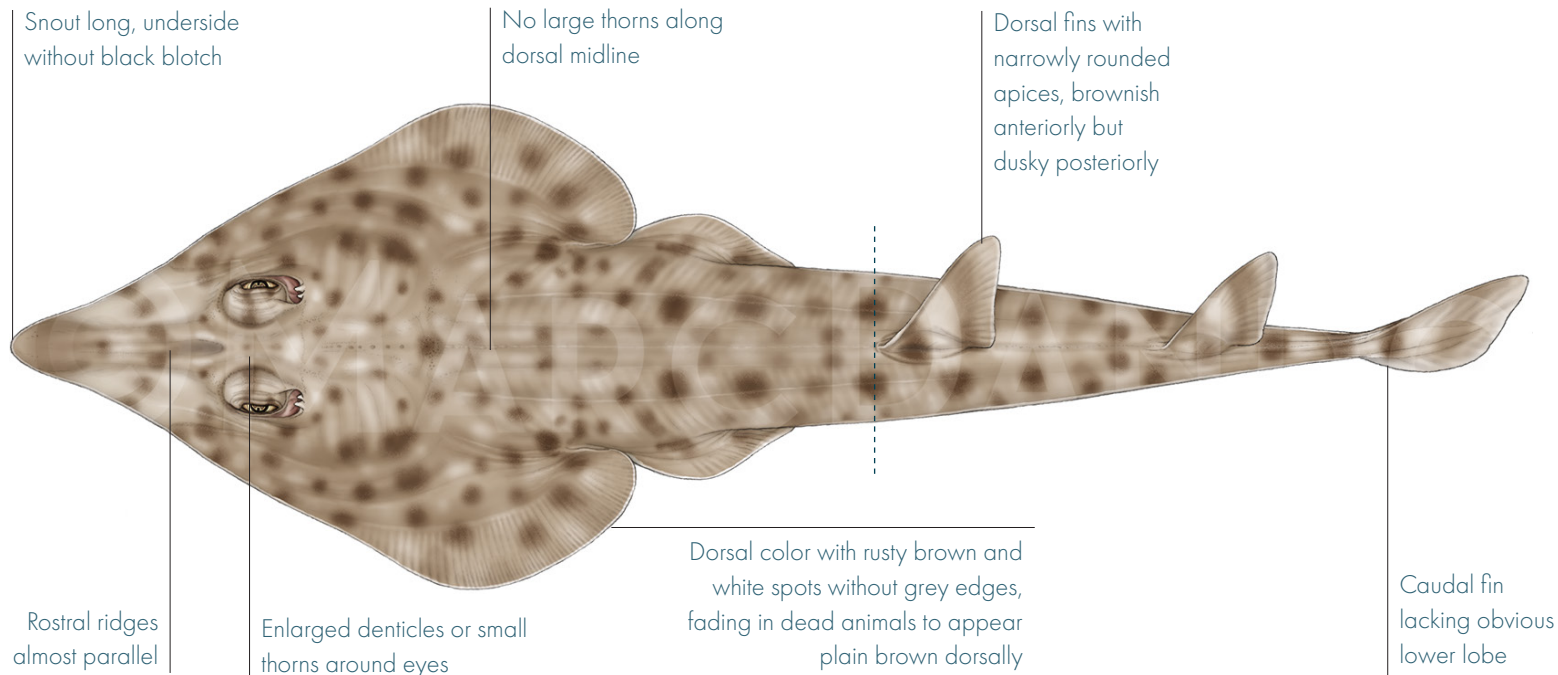
CMS

NA

SHARKS MOU



RANONG GUITARFISH / *Rhinobatos ranongensis*



RHINOBATIDAE

FAMILY

NA

MIN SIZE

65 CM TL

MAX SIZE

0-108 M

DEPTH RANGE

LAST, SÉRET & NAYLOR, 2019

SPECIES AUTHORITY

APPENDIX II (2022)

CITES

NA

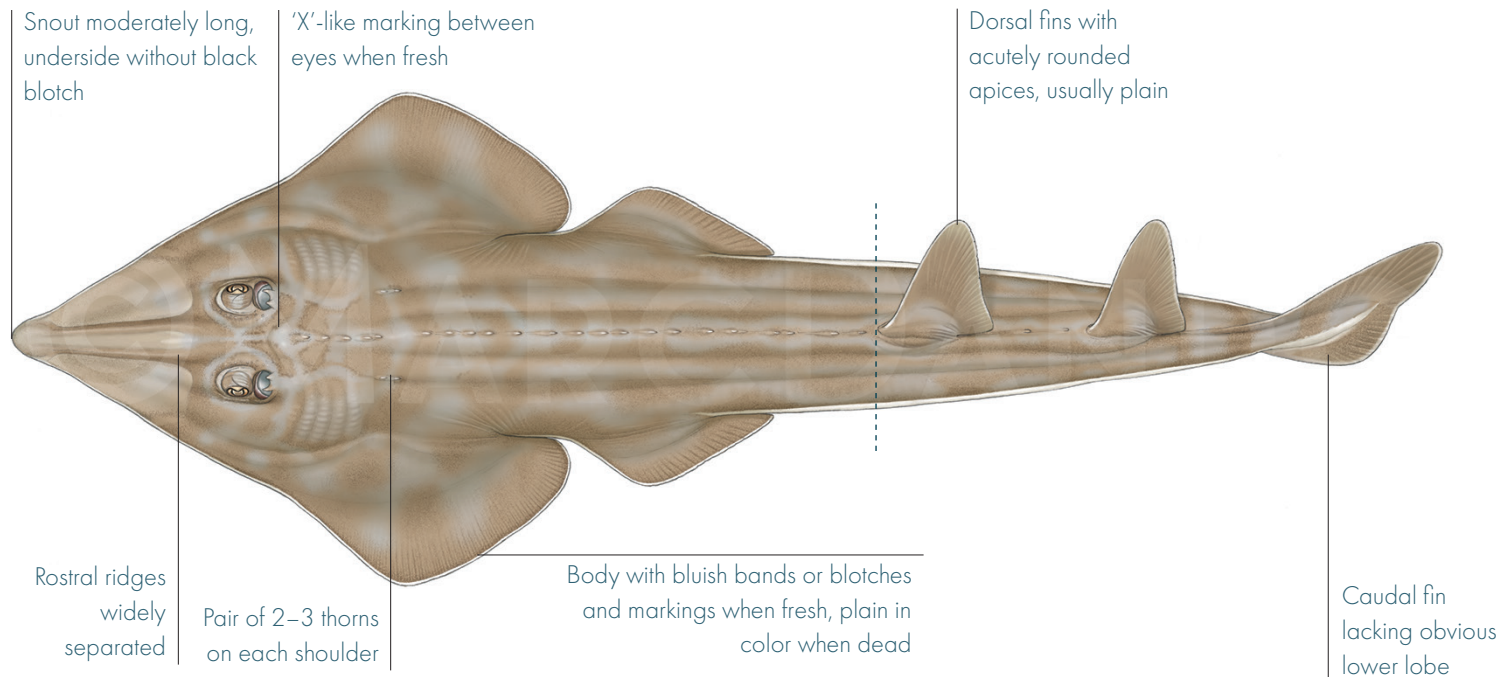
CMS

NA

SHARKS MOU



COMMON GUITARFISH / *Rhinobatos rhinobatos*



RHINOBATIDAE

FAMILY

25 CM TL

MIN SIZE

162 CM TL

MAX SIZE

0–180 M

DEPTH RANGE

(LINNAEUS, 1758)

SPECIES AUTHORITY

APPENDIX II (2022)

CITES

APPENDIX II (2017)

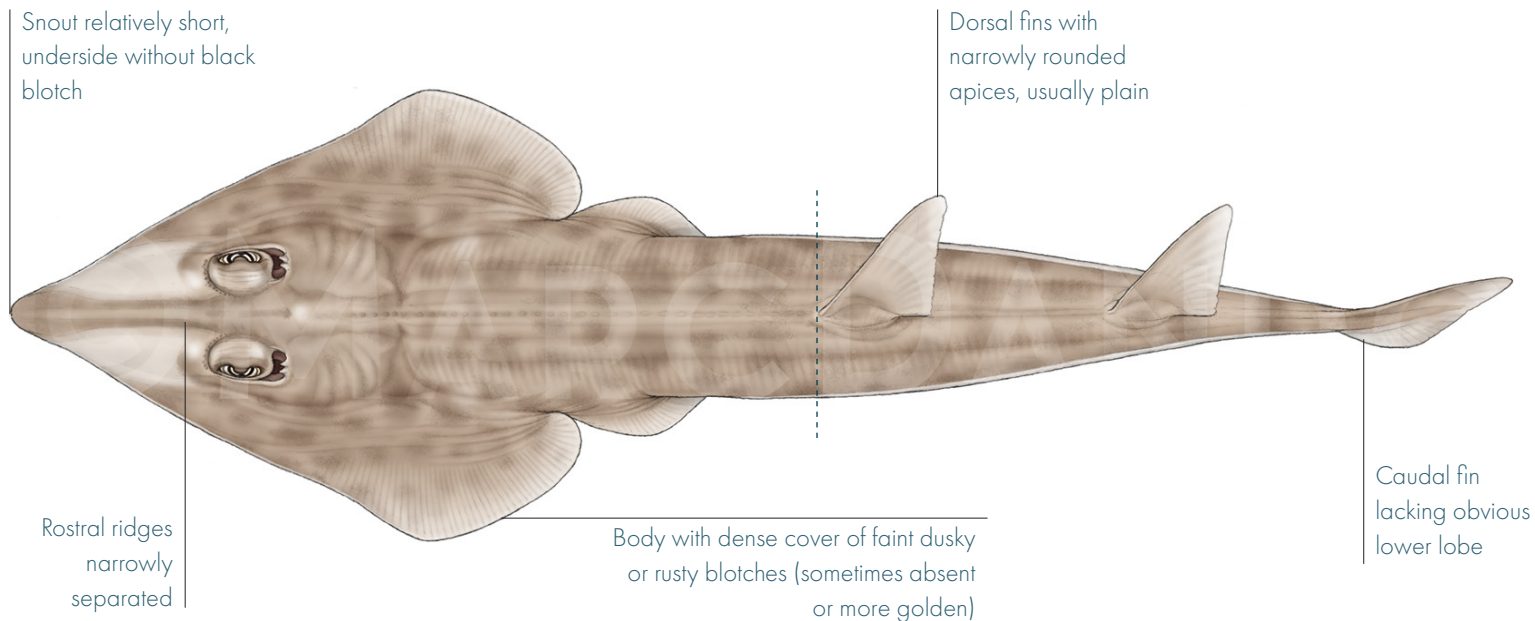
CMS

2018

SHARKS MOU



GOLDENEYE SHOVELNOSE RAY / *Rhinobatos sainsburyi*



RHINOBATIDAE

LAST, 2004

FAMILY

SPECIES AUTHORITY

NA

APPENDIX II (2022)

MIN SIZE

CITES

60 CM TL

NA

MAX SIZE

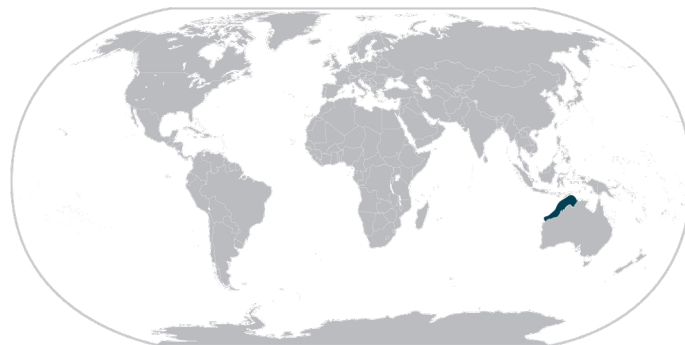
CMS

0-200 M

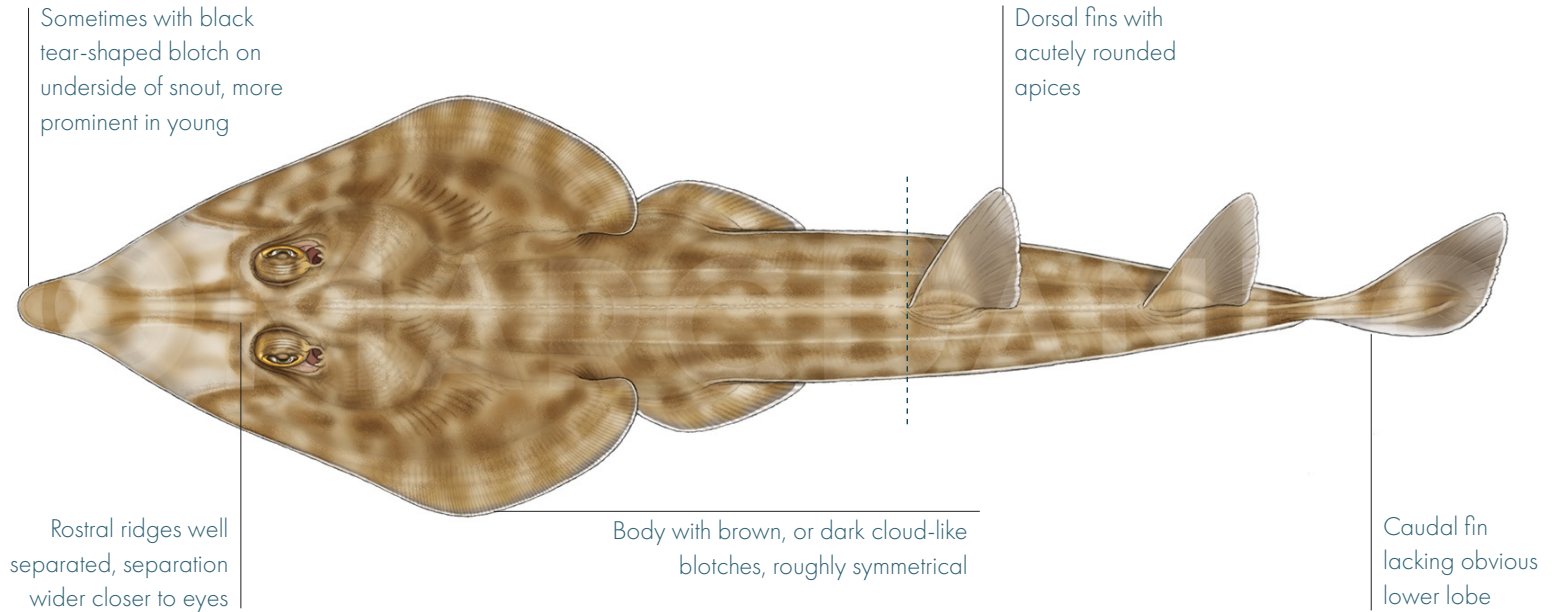
NA

DEPTH RANGE

SHARKS MOU



BROWN GUITARFISH / *Rhinobatos schlegelii*



RHINOBATIDAE

FAMILY

NA

MIN SIZE

~100 CM TL

MAX SIZE

0-230 M

DEPTH RANGE

MÜLLER & HENLE, 1841

SPECIES AUTHORITY

APPENDIX II (2022)

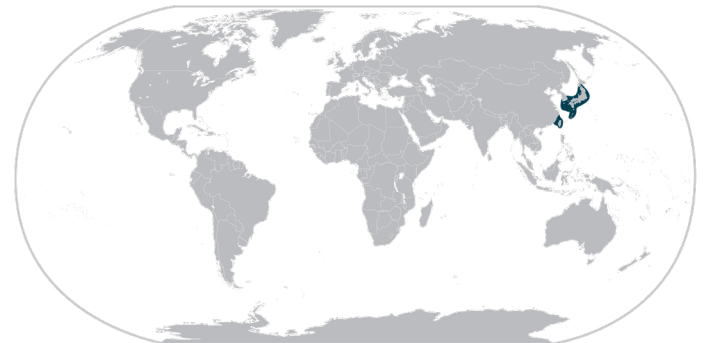
CITES

NA

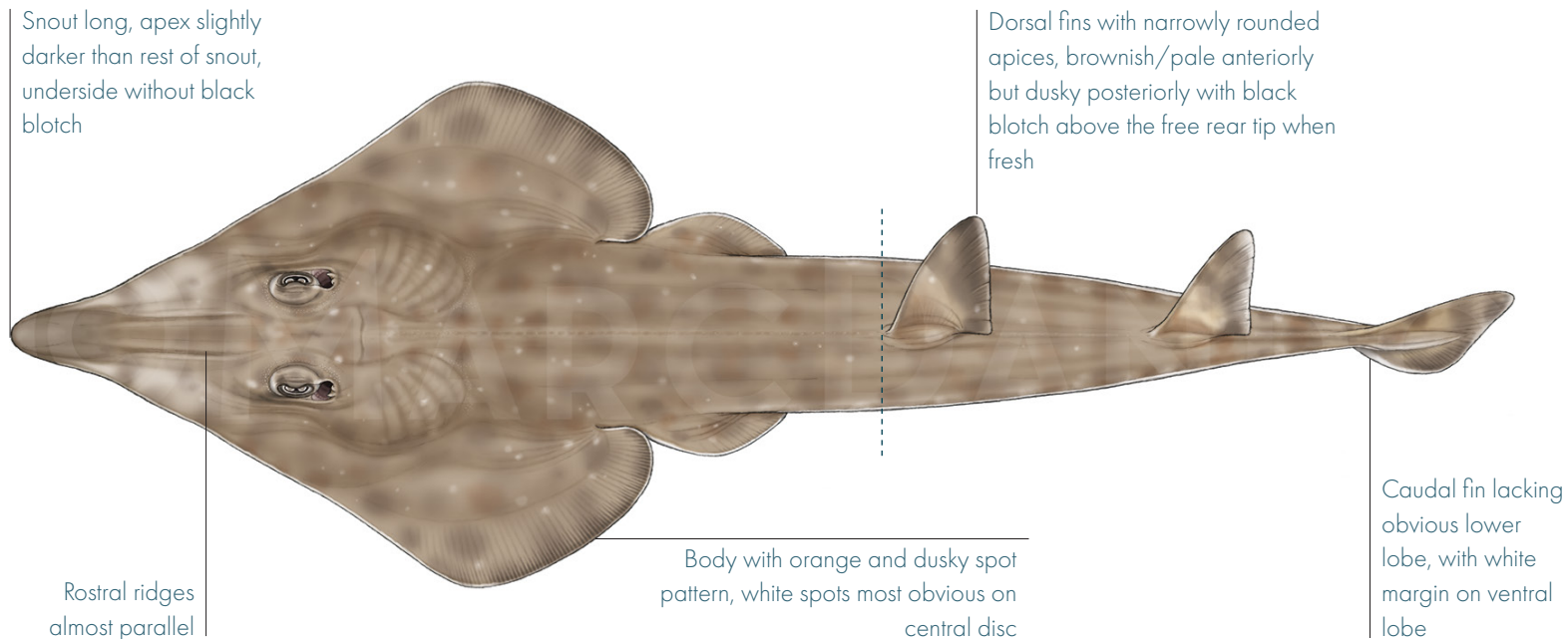
CMS

NA

SHARKS MOU



PHILIPPINE GUITARFISH / *Rhinobatos whitei*



RHINOBATIDAE

FAMILY

NA

MIN SIZE

84 CM TL

MAX SIZE

0-100 M

DEPTH RANGE

LAST, CORRIGAN & NAYLOR, 2014

SPECIES AUTHORITY

APPENDIX II (2022)

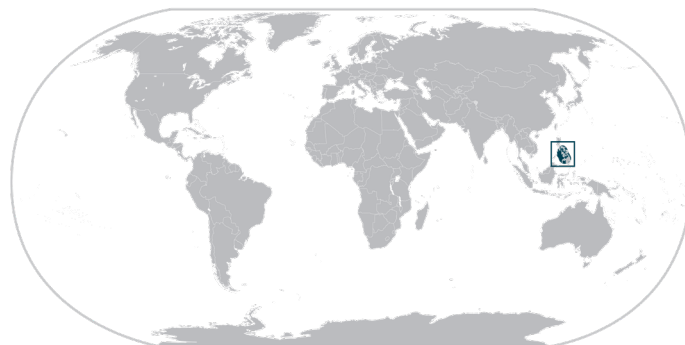
CITES

NA

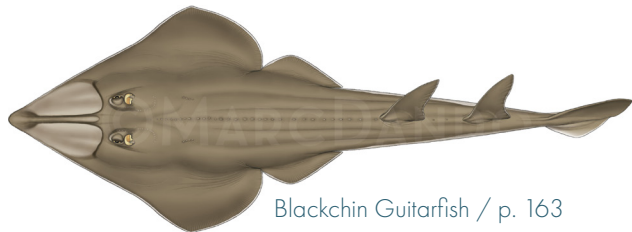
CMS

NA


SHARKS MOU




GIANT GUITARFISHES / 7 SPECIES




Blackchin Guitarfish / p. 163
Glaucostegus cemiculus




Giant Guitarfish / p. 168
Glaucostegus typus




Sharpnose Guitarfish / p. 164
Glaucostegus granulatus




Bangladeshi Guitarfish / p. 169
Glaucostegus younholeei



Halavi Guitarfish / p. 165
Glaucostegus halavi

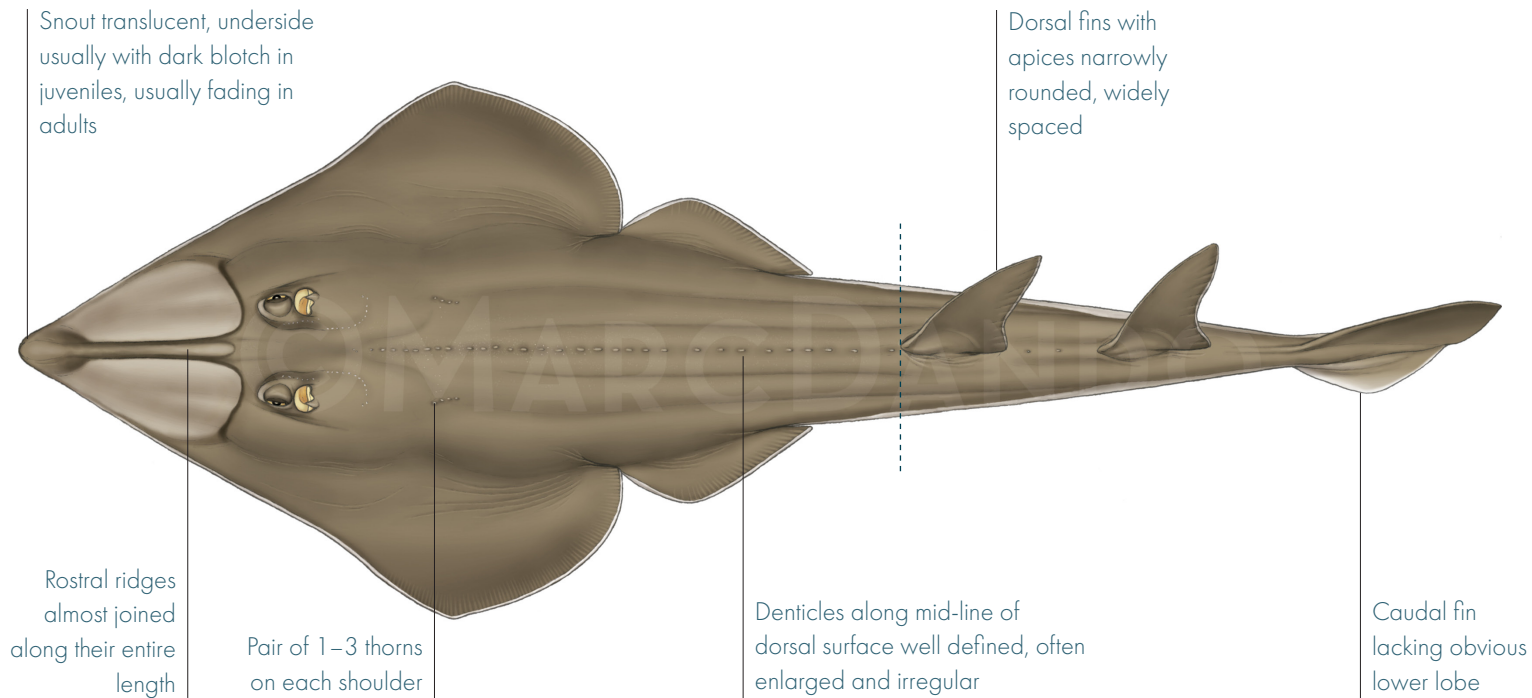


Clubnose Guitarfish / p. 167
Glaucostegus thouin



Widenose Guitarfish / p. 166
Glaucostegus obtusus

BLACKCHIN GUITARFISH / *Glaucostegus cemiculus*



GLAUCOSTEGIDAE

(GEOFFROY ST. HILAIRE, 1817)

FAMILY

SPECIES AUTHORITY

34 CM TL

APPENDIX II (2019)

MIN SIZE

CITES

265 CM TL

NA

MAX SIZE

CMS

0–80 M

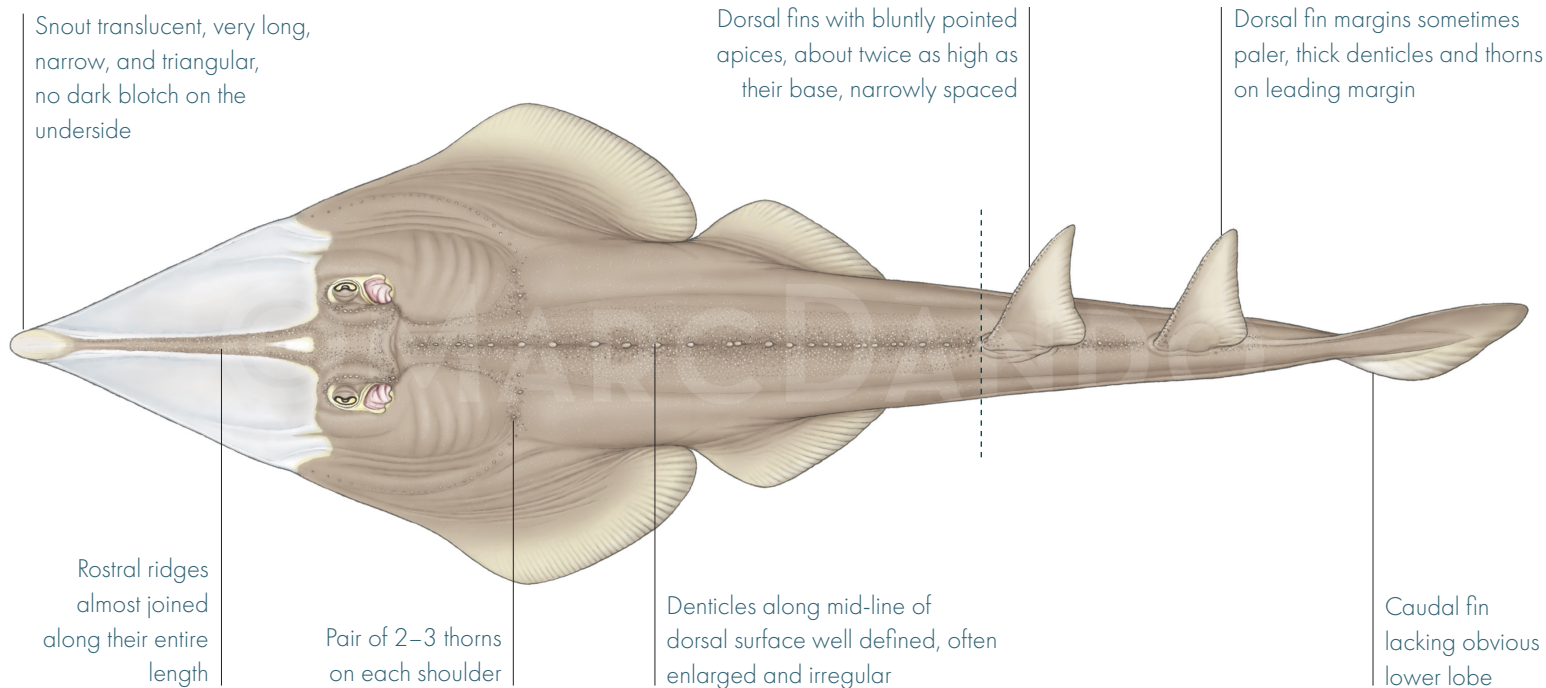
NA

DEPTH RANGE

SHARKS MOU



SHARPNOSE GUITARFISH / *Glaucostegus granulatus*



GLAUCOSTEGIDAE

(CUVIER, 1829)

FAMILY

SPECIES AUTHORITY

39 CM TL

APPENDIX II (2019)

MIN SIZE

CITES

229 CM TL

NA

MAX SIZE

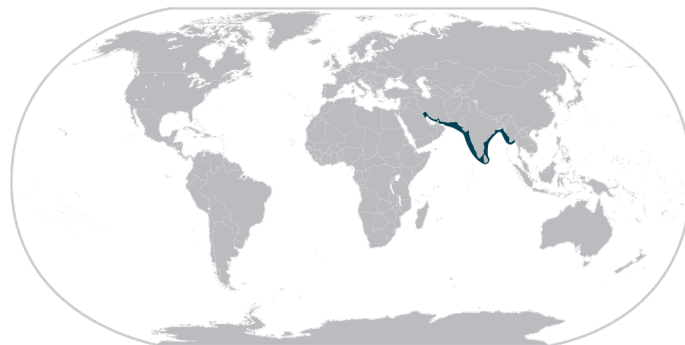
CMS

0–120 M

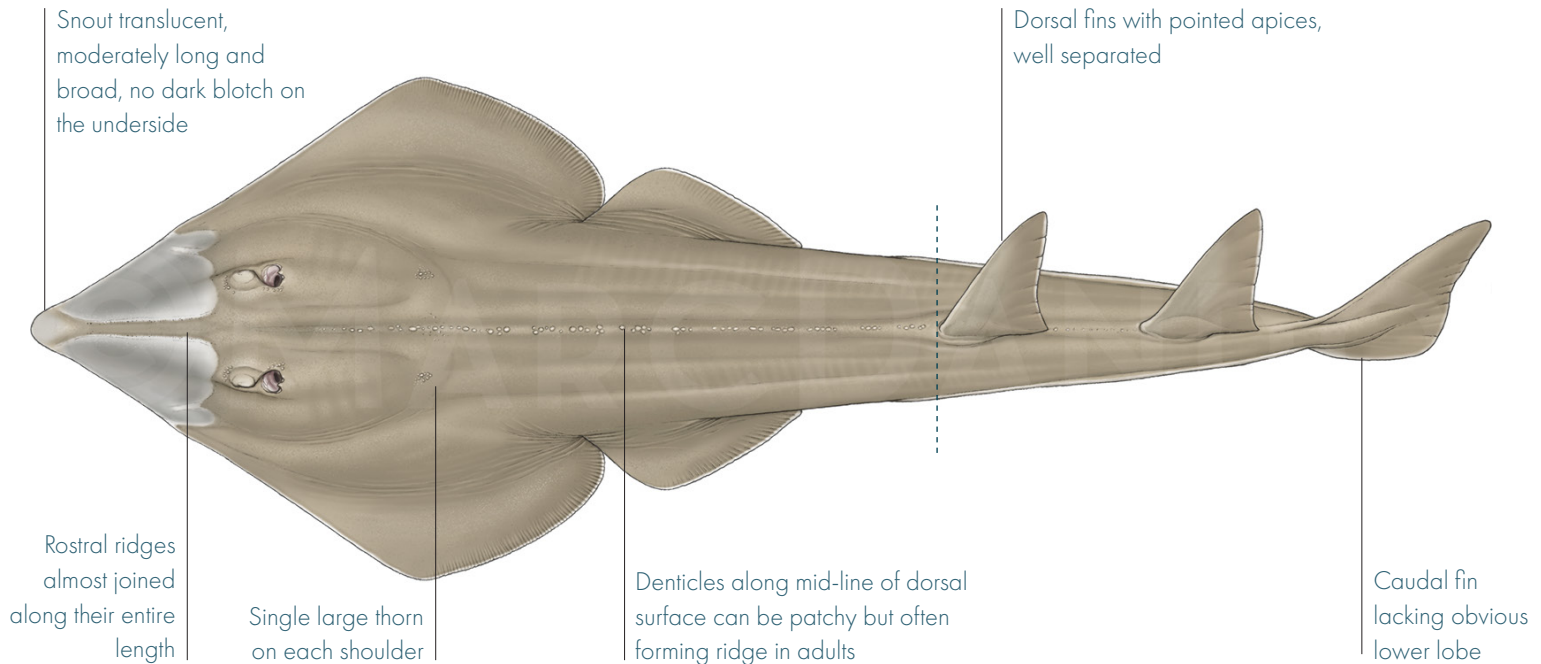
NA

DEPTH RANGE

SHARKS MOU



HALAVI GUITARFISH / *Glaucostegus halavi*



GLAUCOSTEGIDAE

(FABRICIUS, 1775)

FAMILY

SPECIES AUTHORITY

29 CM TL

APPENDIX II (2019)

MIN SIZE

CITES

187 CM TL

NA

MAX SIZE

CMS

0-100 M

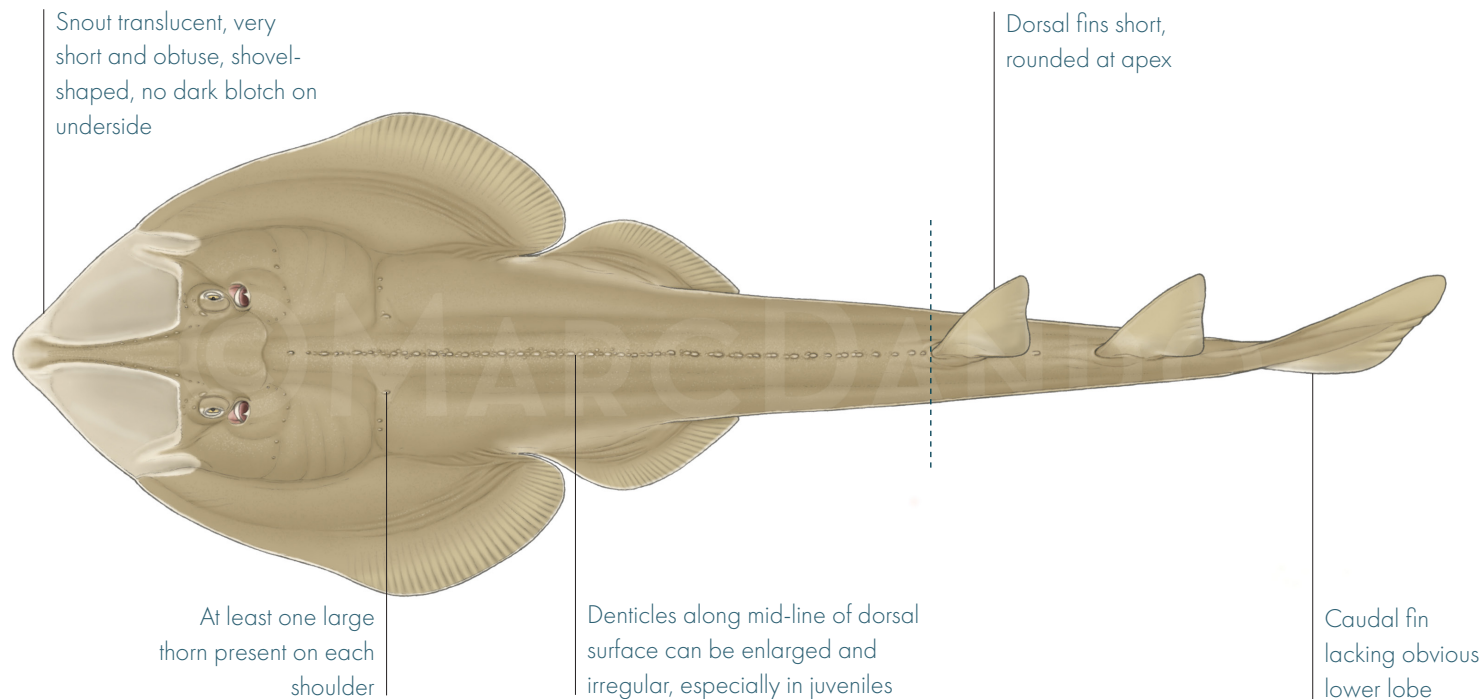
NA

DEPTH RANGE

SHARKS MOU



WIDENOSE GUITARFISH / *Glaucostegus obtusus*



GLAUCOSTEGIDAE

(MÜLLER & HENLE, 1841)

FAMILY

SPECIES AUTHORITY

NA

APPENDIX II (2019)

MIN SIZE

CITES

93 CM TL

NA

MAX SIZE

CMS

0-60 M

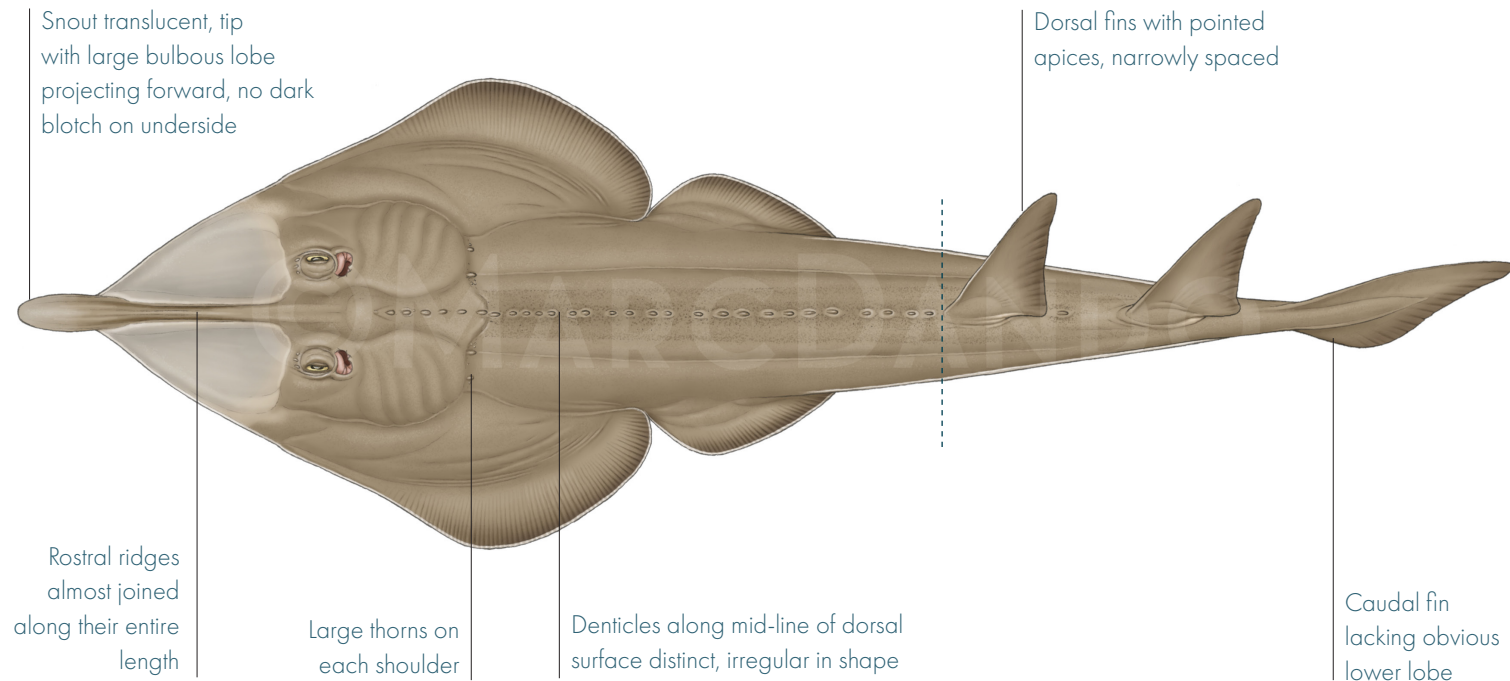
NA

DEPTH RANGE

SHARKS MOU



CLUBNOSE GUITARFISH / *Glaucostegus thouin*



GLAUCOSTEGIDAE

(ANONYMOUS [LACEPÈDE], 1798)

FAMILY

SPECIES AUTHORITY

NA

APPENDIX II (2019)

MIN SIZE

CITES

300 CM TL

NA

MAX SIZE

CMS

0-60 M

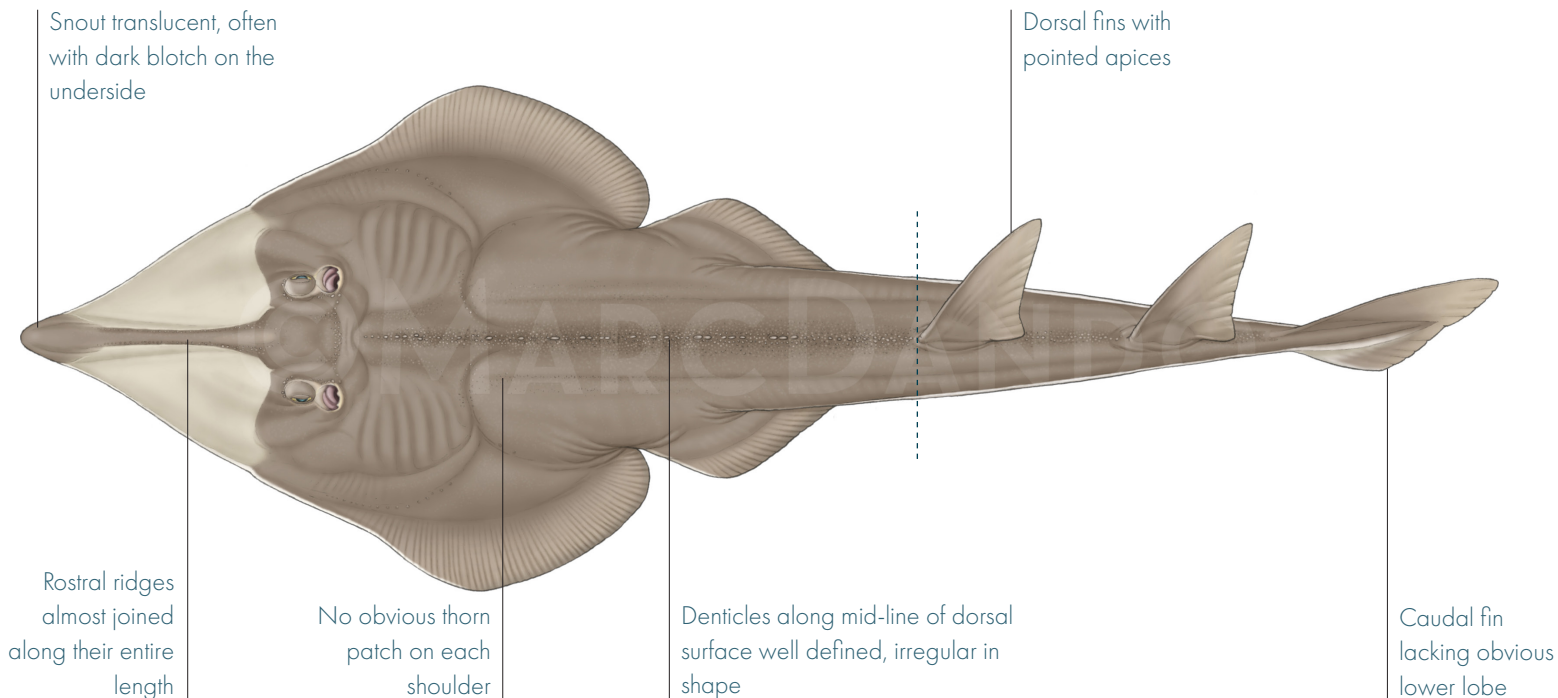
NA

DEPTH RANGE

SHARKS MOU



GIANT GUITARFISH / *Glaucostegus typus*



GLAUCOSTEGIDAE

(ANONYMOUS [BENNETT], 1830)

FAMILY

SPECIES AUTHORITY

38 CM TL

APPENDIX II (2019)

MIN SIZE

CITES

270 CM TL

NA

MAX SIZE

CMS

0-100 M

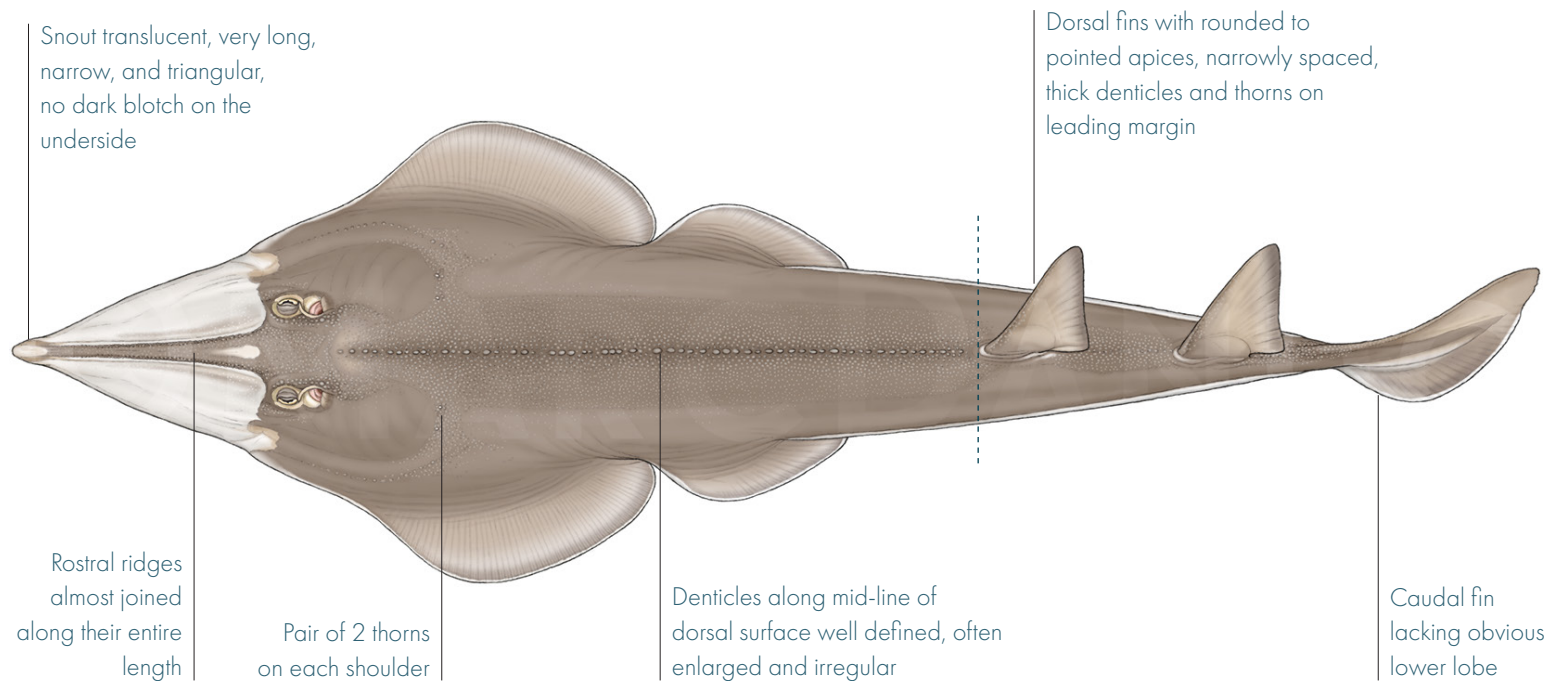
NA

DEPTH RANGE

SHARKS MOU



BANGLADESHI GUITARFISH / *Glaucostegus younholeei*



GLAUCOSTEGIDAE

HABIB & ISLAM, 2021

FAMILY

SPECIES AUTHORITY

NA

APPENDIX II (2019)

MIN SIZE

CITES

NA

NA

MAX SIZE

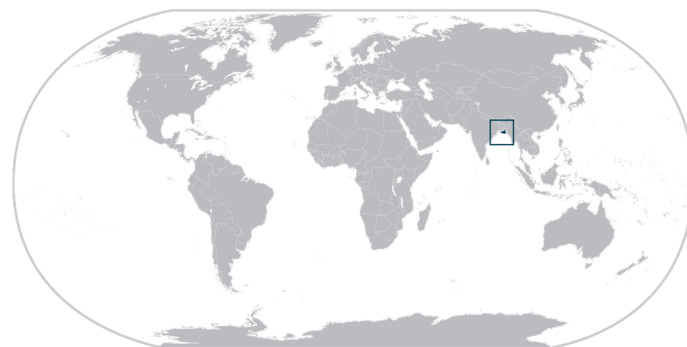
CMS

0-120 M

NA

DEPTH RANGE


SHARKS MOU



MANTA AND DEVIL RAYS / 9 SPECIES



Oceanic Manta Ray / p. 172
Mobula birostris



Reef Manta Ray / p. 171
Mobula alfredi



Sicklefin Devil Ray / p. 178
Mobula tarapacana



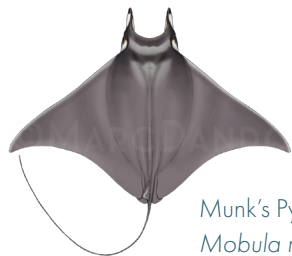
Atlantic Pygmy Devil Ray / p. 174
Mobula hypostoma



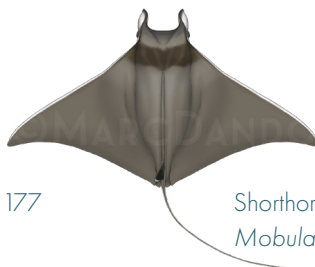
Spinetail Devil Ray / p. 176
Mobula mobular



Longhorned Pygmy Devil Ray / p. 173
Mobula eregoodoo



Munk's Pygmy Devil Ray / p. 177
Mobula munkiana



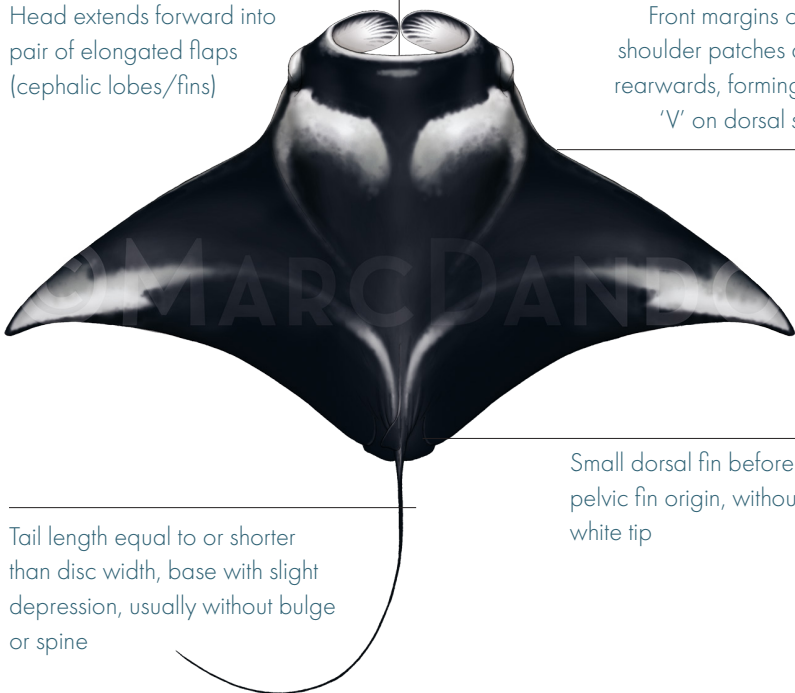
Shorthorned Pygmy Devil Ray / p. 175
Mobula kuhlii



Benifin Devil Ray / p. 179
Mobula thurstoni

REEF MANTA RAY / *Mobula alfredi*

Head extends forward into pair of elongated flaps (cephalic lobes/fins)

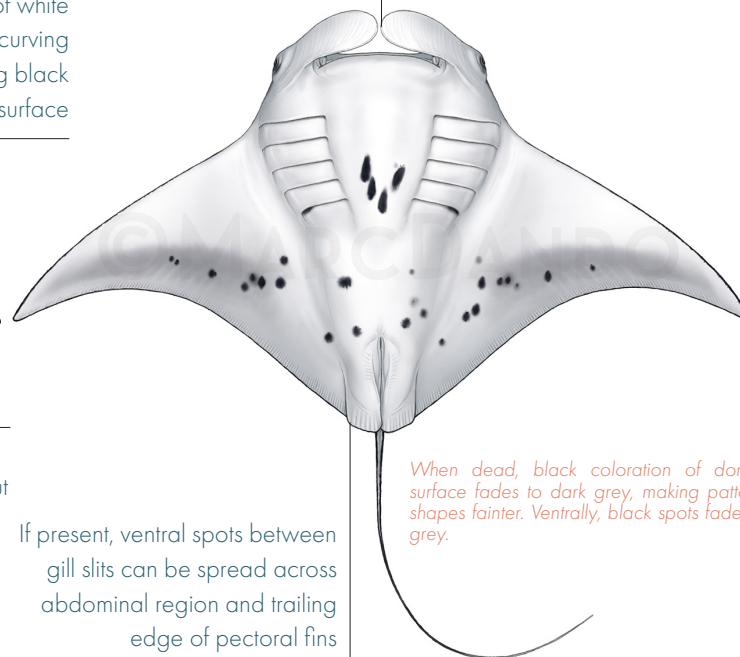


Front margins of white shoulder patches curving rearwards, forming black 'V' on dorsal surface

Small dorsal fin before pelvic fin origin, without white tip

Tail length equal to or shorter than disc width, base with slight depression, usually without bulge or spine

Mouth terminal with evenly aligned jaw



If present, ventral spots between gill slits can be spread across abdominal region and trailing edge of pectoral fins

When dead, black coloration of dorsal surface fades to dark grey, making pattern shapes fainter. Ventrally, black spots fade to grey.

MOBULIDAE

FAMILY

130 CM DW

MIN SIZE

450 CM DW

MAX SIZE

0-432 M

DEPTH RANGE

(KREFFT, 1868)

SPECIES AUTHORITY

APPENDIX II (2013)

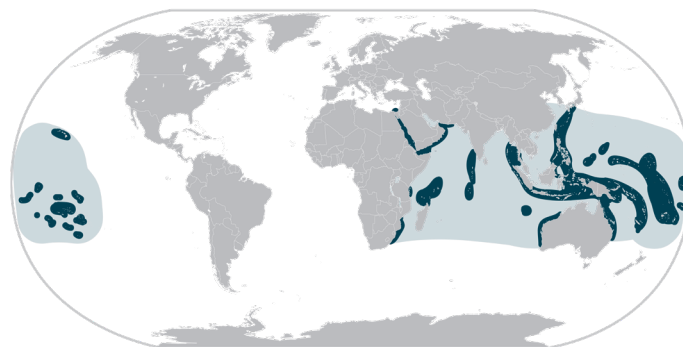
CITES

APPENDIX I & II (2014)

CMS

2016

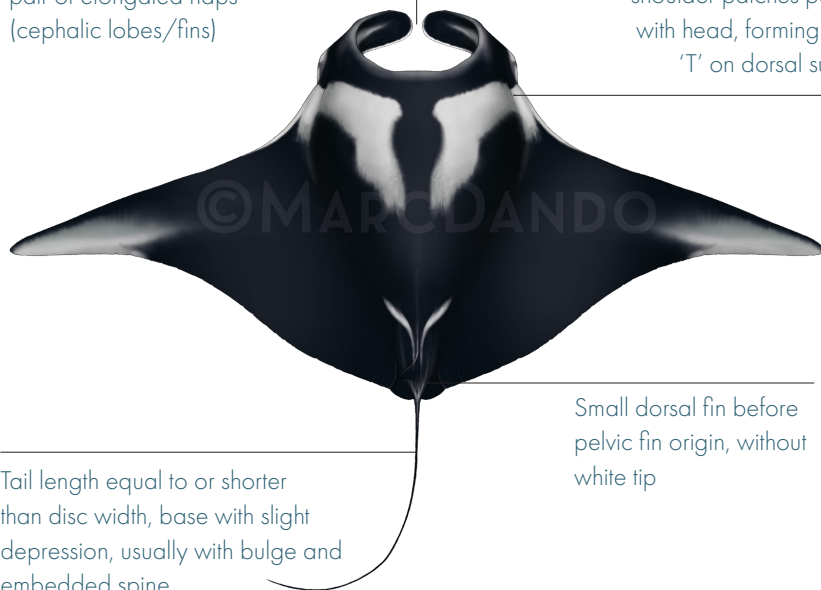
SHARKS MOU



OCEANIC MANTA RAY / *Mobula birostris*

Head extends forward into pair of elongated flaps (cephalic lobes/fins)

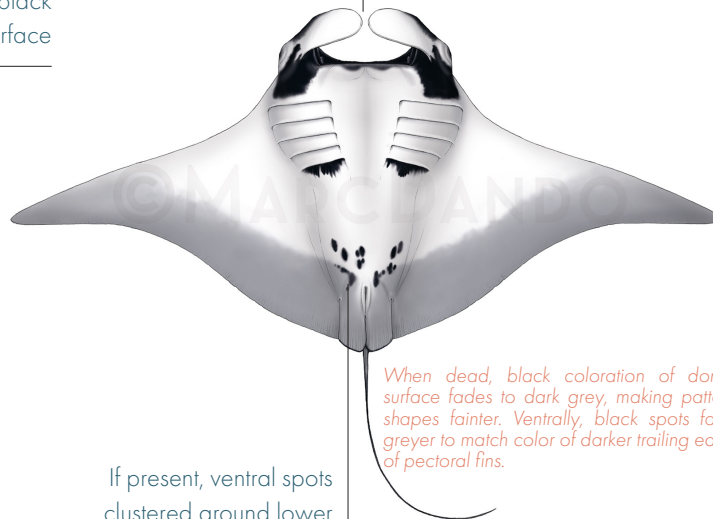
Front margins of white shoulder patches parallel with head, forming black 'T' on dorsal surface



Small dorsal fin before pelvic fin origin, without white tip

Tail length equal to or shorter than disc width, base with slight depression, usually with bulge and embedded spine

Mouth terminal with evenly aligned jaw



If present, ventral spots clustered around lower abdominal region

When dead, black coloration of dorsal surface fades to dark grey, making pattern shapes fainter. Ventrally, black spots fade greyer to match color of darker trailing edge of pectoral fins.

MOBULIDAE

(WALBAUM, 1792)

FAMILY

SPECIES AUTHORITY

200 CM DW

APPENDIX II (2013)

MIN SIZE

CITES

700 CM DW

APPENDIX I & II (2011)

MAX SIZE

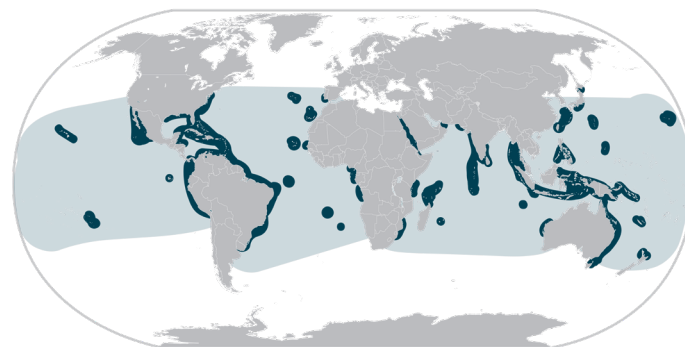
CMS

0-1,000 M

2016

DEPTH RANGE

SHARKS MOU

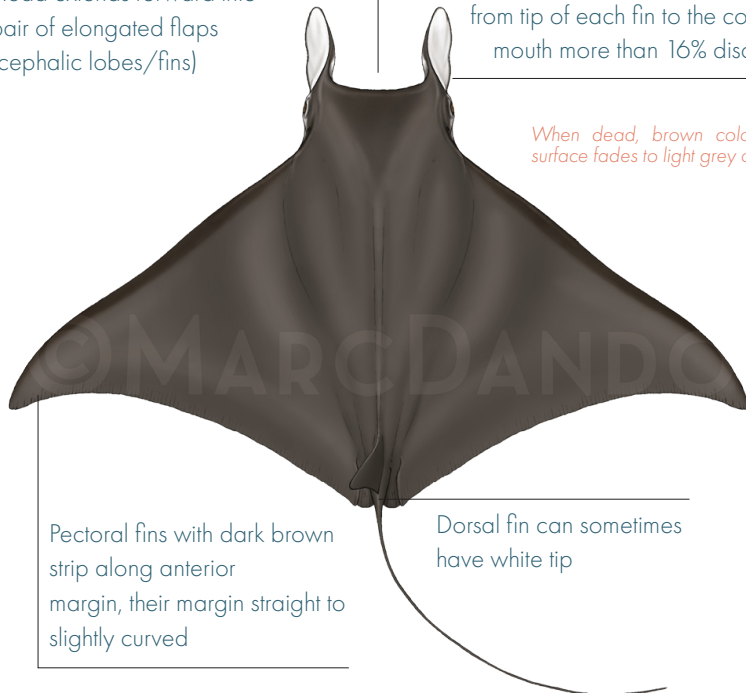


LONGHORNED PYGMY DEVIL RAY / *Mobula eregoodoo*

Head extends forward into pair of elongated flaps (cephalic lobes/fins)

Cephalic fins very long, length from tip of each fin to the corner of mouth more than 16% disc width

When dead, brown coloration of dorsal surface fades to light grey or black.

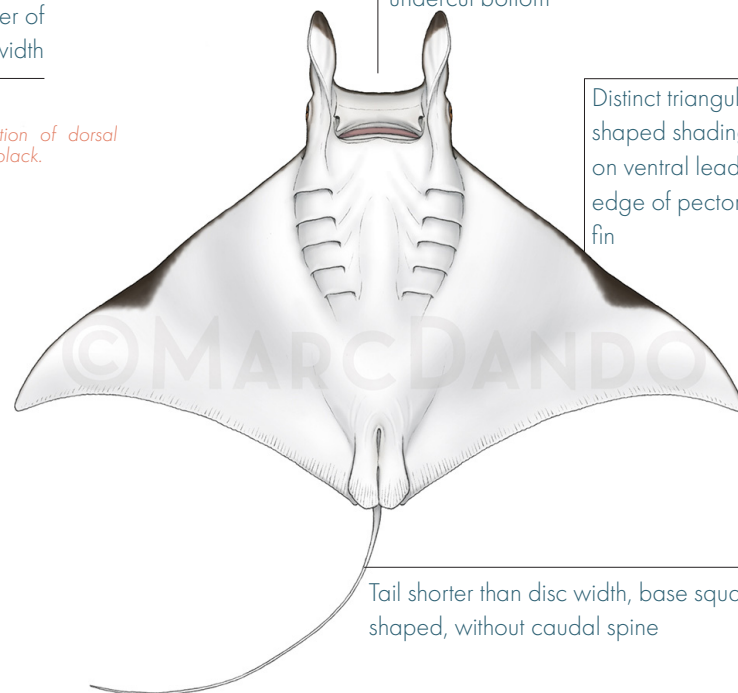


Pectoral fins with dark brown strip along anterior margin, their margin straight to slightly curved

Dorsal fin can sometimes have white tip

Mouth ventral with undercut bottom

Distinct triangular-shaped shading on ventral leading edge of pectoral fin



Tail shorter than disc width, base square shaped, without caudal spine

MOBULIDAE

FAMILY

35 CM DW

MIN SIZE

130 CM DW

MAX SIZE

0-50 M

DEPTH RANGE

(CANTOR, 1849)

SPECIES AUTHORITY

APPENDIX II (2016)

CITES

APPENDIX I & II (2014)

CMS

2016

SHARKS MOU



ATLANTIC PYGMY DEVIL RAY / *Mobula hypostoma*

Head extends forward into pair of elongated flaps (cephalic lobes/fins)



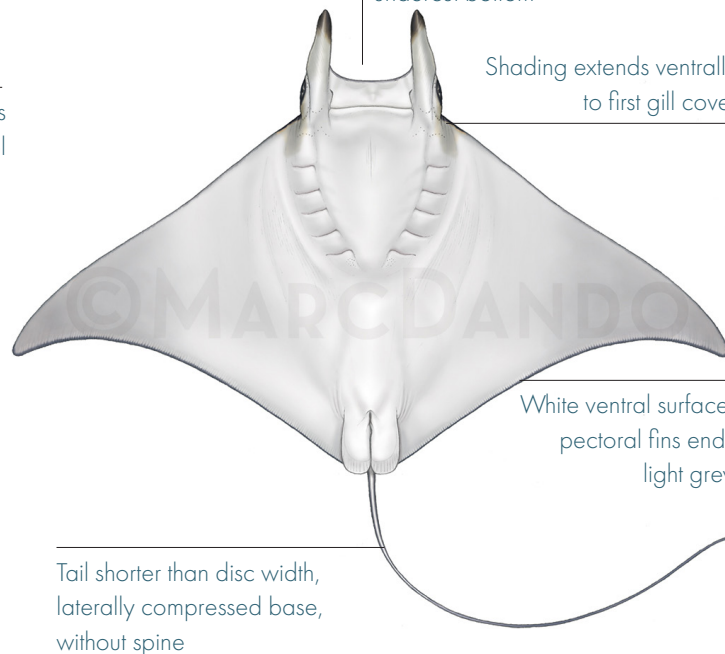
White ventral markings extend above eye level

Dorsal coloration variable (from light brown to grey to black), sometimes with spots

When dead, light brown or grey or black coloration fades to light grey or brown or black, making head pattern unnoticeable.

Dorsal fin often with light grey area in the middle

Mouth ventral with undercut bottom



Shading extends ventrally to first gill cover

White ventral surface, pectoral fins ends light grey

Tail shorter than disc width, laterally compressed base, without spine

MOBULIDAE

FAMILY

55 CM DW

MIN SIZE

134 CM DW

MAX SIZE

0-100 M

DEPTH RANGE

(BANCROFT, 1831)

SPECIES AUTHORITY

APPENDIX II (2016)

CITES

APPENDIX I & II (2014)

CMS

2016

SHARKS MOU



SHORTFIN PYGMY DEVIL RAY / *Mobula kuhlii*

Head extends forward into pair of elongated flaps (cephalic lobes/fins)

Cephalic fins short, length from tip of each fin to the corner of mouth less than 16% disc width

When dead, dorsal coloration fades to light grey or brown or black, making head band unclear.

Mouth ventral with undercut bottom

White ventral markings do not extend to eye level

Dorsal coloration variable (dark to light grey and chocolate brown)

Pectoral fins can have dark brown at edge

Dorsal fin with white tip in some specimens

Tail shorter than disc width, base square shaped, without caudal spine

MOBULIDAE

FAMILY

31 CM DW

MIN SIZE

122 CM DW

MAX SIZE

0–50 M

DEPTH RANGE

(VALENCIENNES, 1841)

SPECIES AUTHORITY

APPENDIX II (2016)

CITES

APPENDIX I & II (2014)


CMS

2016

SHARKS MOU

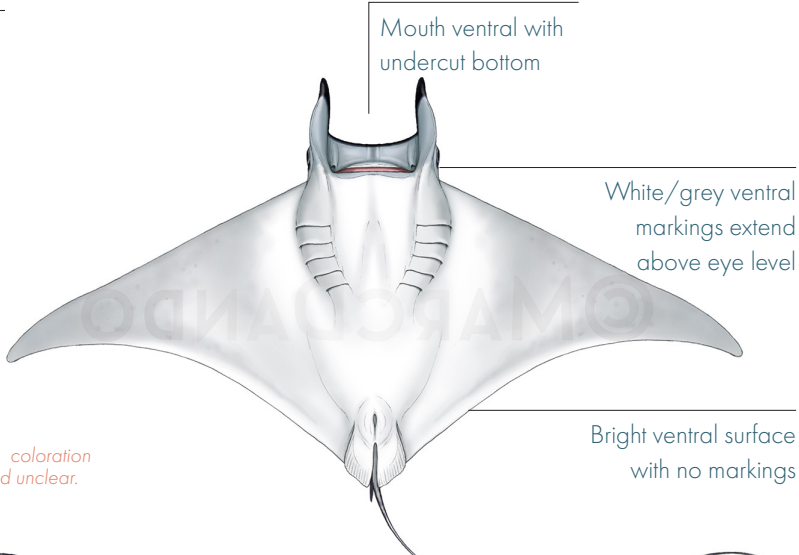


SPINETAIL DEVIL RAY / *Mobula mobular*



Head extends forward into pair of elongated flaps (cephalic lobes/fins)

When dead, slate blue dorsal coloration fades to black, making head band unclear.



Mouth ventral with undercut bottom

White/grey ventral markings extend above eye level

Bright ventral surface with no markings

Dorsal fin elongated with distinct white tip

Tail equal to or longer than disc width, base ventrally flattened, with caudal spine, row of small white thorns along both sides

MOBULIDAE

(BONNATERRE, 1788)

FAMILY

SPECIES AUTHORITY

92 CM DW

APPENDIX II (2016)

MIN SIZE

CITES

320 CM DW

APPENDIX I & II (2014)

MAX SIZE

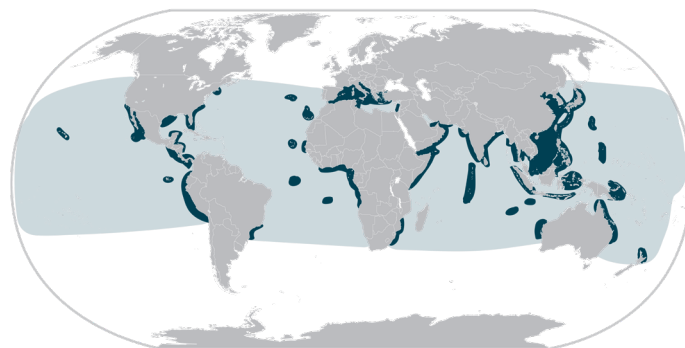
CMS

0-1,112 M

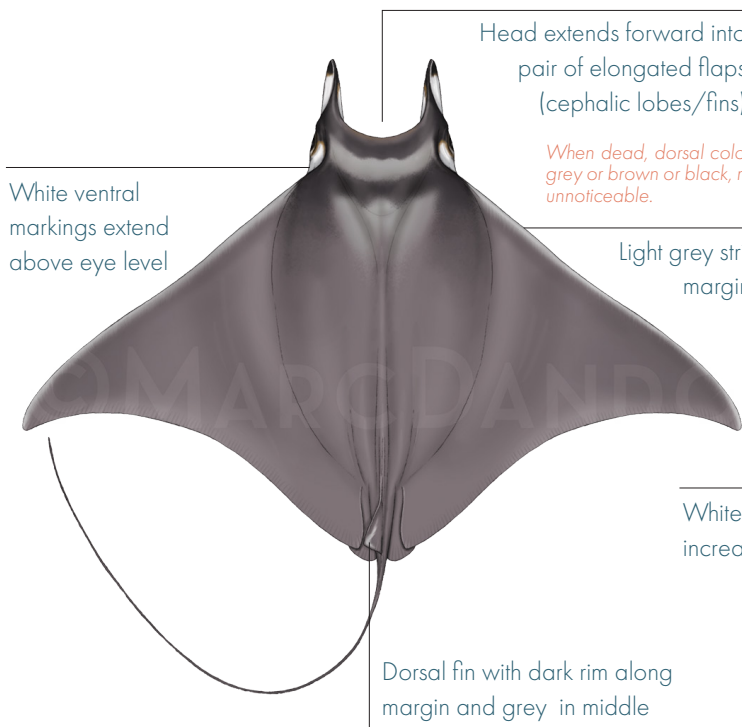
2016

DEPTH RANGE

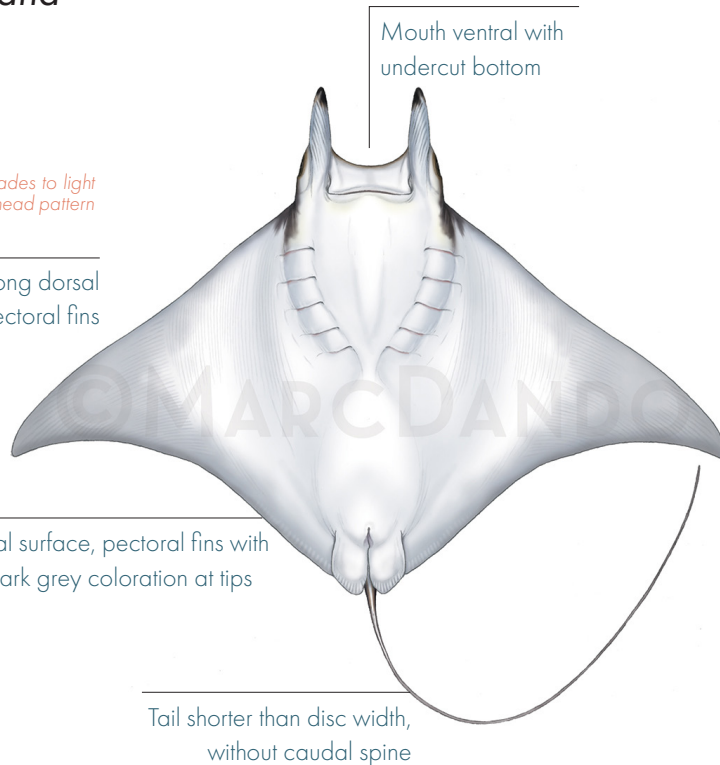
SHARKS MOU



MUNK'S PYGMY DEVIL RAY / *Mobula munkiana*



When dead, dorsal coloration fades to light grey or brown or black, making head pattern unnoticeable.



MOBULIDAE

FAMILY

35 CM DW

MIN SIZE

130 CM DW

MAX SIZE

0-30 M

DEPTH RANGE

NOTARBARTOLO DI SCIARA, 1987

SPECIES AUTHORITY

APPENDIX II (2016)

CITES

APPENDIX I & II (2014)

CMS

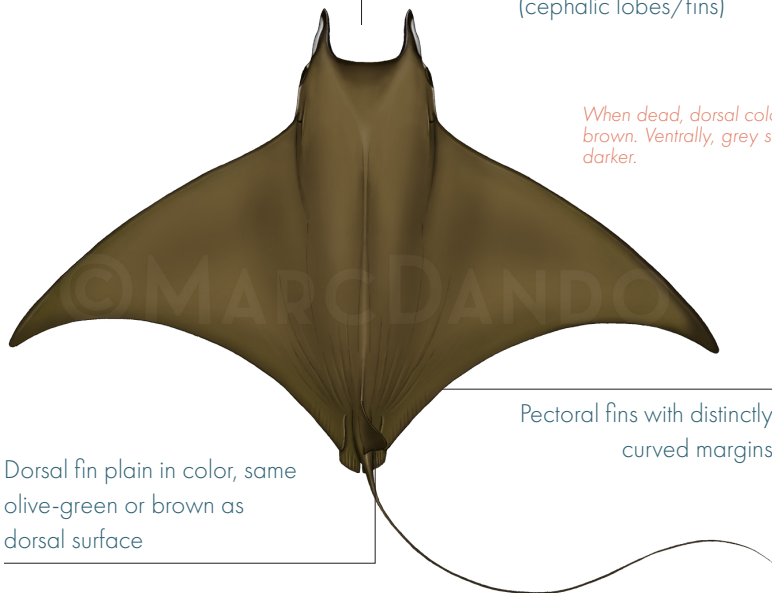
2016

SHARKS MOU



SICKLEFIN DEVIL RAY / *Mobula tarapacana*

Head extends forward into pair of elongated flaps (cephalic lobes/fins)

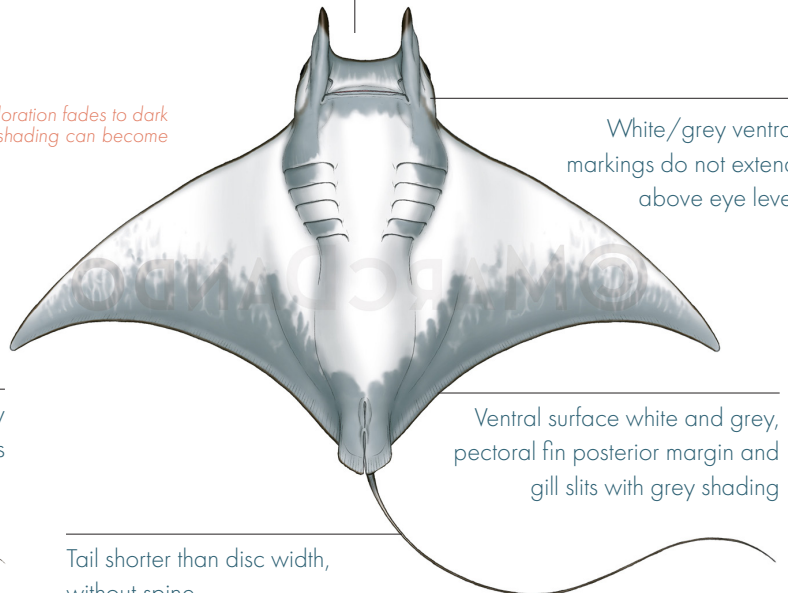


Dorsal fin plain in color, same olive-green or brown as dorsal surface

Pectoral fins with distinctly curved margins

When dead, dorsal coloration fades to dark brown. Ventrally, grey shading can become darker.

Mouth ventral with undercut bottom



White/grey ventral markings do not extend above eye level

Ventral surface white and grey, pectoral fin posterior margin and gill slits with grey shading

Tail shorter than disc width, without spine

MOBULIDAE

FAMILY

105 CM DW

MIN SIZE

340 CM DW

MAX SIZE

0-1,896 M

DEPTH RANGE

(PHILIPPI, 1892)

SPECIES AUTHORITY

APPENDIX II (2016)

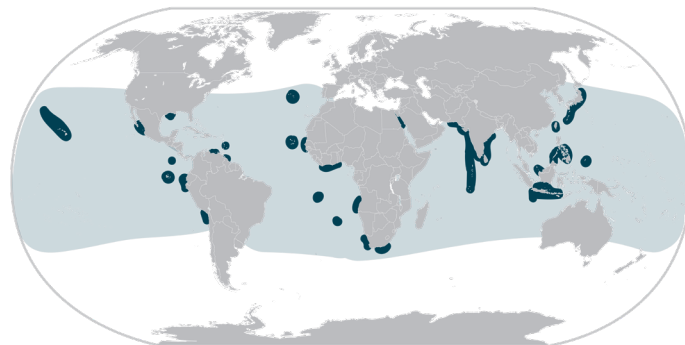
CITES

APPENDIX I & II (2014)

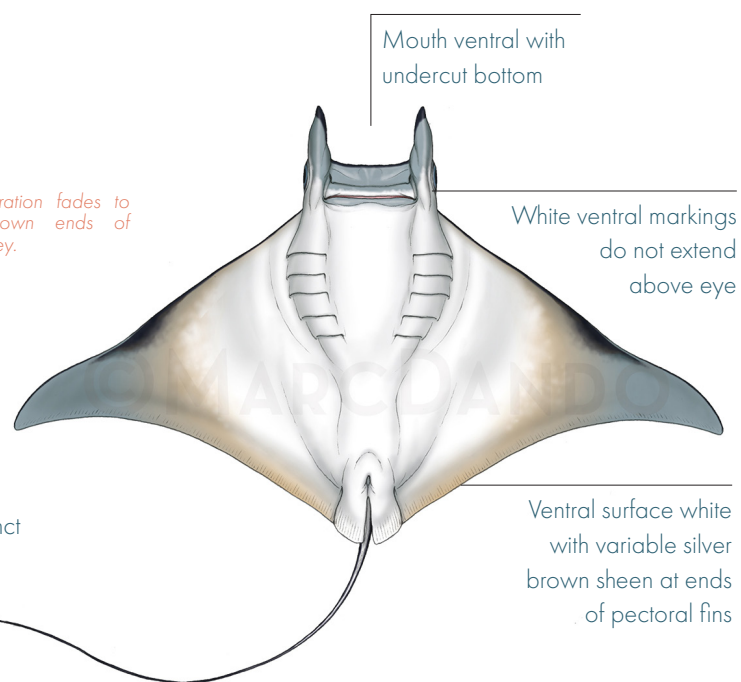

CMS

2016

SHARKS MOU



BENTFIN DEVIL RAY / *Mobula thurstoni*



MOBULIDAE

FAMILY

65 CM DW

MIN SIZE

183 CM DW

MAX SIZE

0-100 M

DEPTH RANGE

(LLOYD, 1908)

SPECIES AUTHORITY

APPENDIX II (2016)

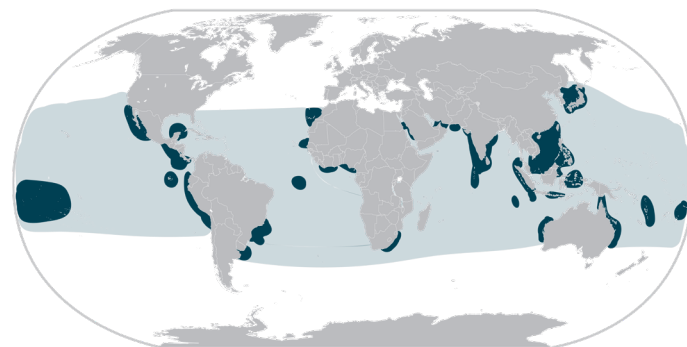
CITES

APPENDIX I & II (2014)

CMS

2016

SHARKS MOU



NEOTROPICAL STINGRAYS / 7 SPECIES



Tapajós Freshwater Stingray / p. 181
Potamotrygon albimaculata



Bigtooth River Stingray / p. 182
Potamotrygon henlei



Xingu Freshwater Stingray / p. 184
Potamotrygon leopoldi



Pearl Freshwater Stingray
/ p. 183
Potamotrygon jabuti



Marques' Freshwater Stingray
/ p. 185
Potamotrygon marquesi



Parnaíba Freshwater Stingray
/ p. 186
Potamotrygon signata




Wallace's Freshwater
Stingray / p. 187
Potamotrygon wallacei

TAPAJÓS FRESHWATER STINGRAY / *Potamotrygon albimaculata*

Dorsal color can vary from dark brown to black, covered with numerous round white small spots, larger spots usually on mid-disc

Ventral color dark brown, more intense closer to disc margins and fading toward central disc, white color and blotches around mouth and gill slits



Neonates with striking dark brown to blackish reticulate pattern on disc delimiting light brown spaces with very small whitish spots at centre, tail appearing banded laterally with alternate light and dark brown bands

4 or 5 irregular parallel rows of thorns along tail from base to sting insertion, relatively large space between thorns, tail base with numerous small white spots

POTAMOTRYGONIDAE

FAMILY

~10 CM TL

MIN SIZE

~50 CM DW

MAX SIZE

NA

DEPTH RANGE

CARVALHO, 2016

SPECIES AUTHORITY

APPENDIX II (2022)

CITES

NA

CMS

NA

SHARKS MOU



BIGTOOTH RIVER STINGRAY / *Potamotrygon henlei*

Dorsal color blackish-to greyish-brown, with relatively few yellowish to light orange, usually round but also irregular, elongate or hour-glass shaped ocelli on disc, ocelli with thick black contours and lighter centres

Ventral color with mottled pattern, with whitish to yellowish spots on darker ventral disc areas, usually light brown to greyish near disc margins and on pelvic fins, sometimes only on posterior pelvic fins



Usually 2 or more irregular rows of thorns along tail from base to sting insertion, rows positioned closely together

POTAMOTRYGONIDAE

FAMILY

25 CM DW

MIN SIZE

~72 CM DW

MAX SIZE

NA

DEPTH RANGE

(CASTELNAU, 1855)

SPECIES AUTHORITY

APPENDIX II (2022)

CITES

NA

CMS

NA

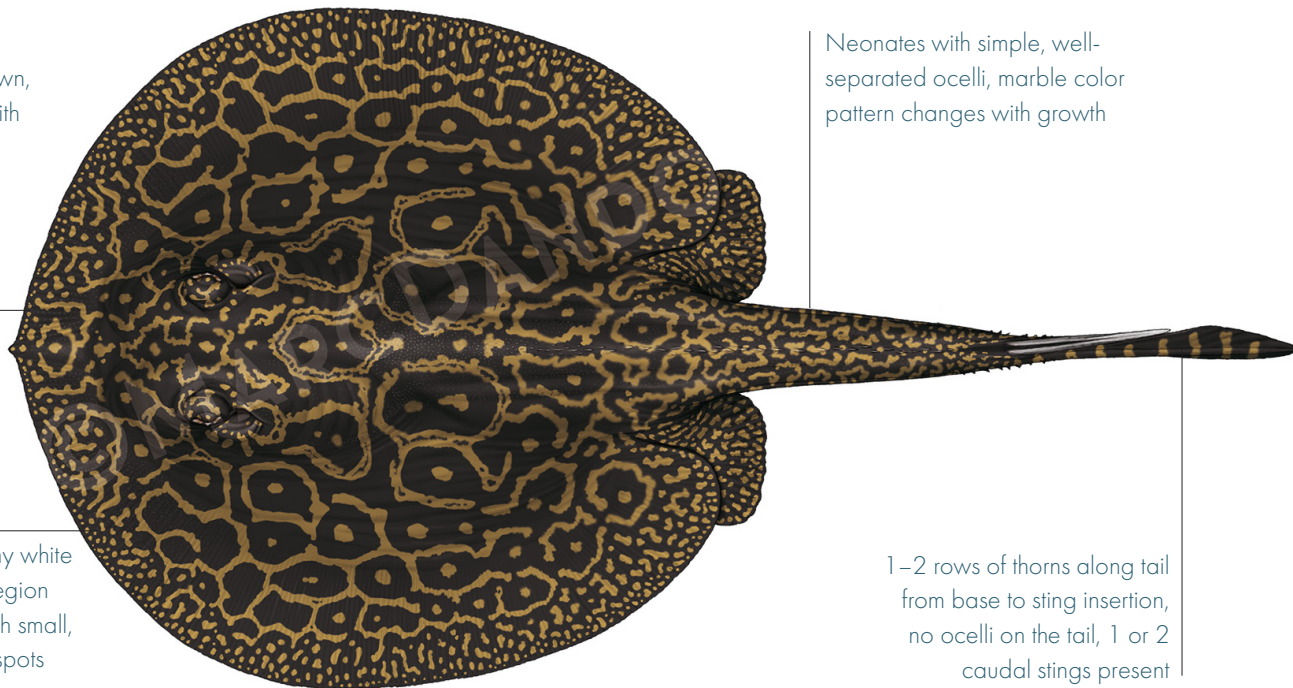
SHARKS MOU



PEARL FRESHWATER STINGRAY / *Potamotrygon jabuti*

Dorsal color extremely variable from greyish brown, grey to greenish black, with ornate variable pattern of yellow or golden spots grouped within larger, golden irregular outlines forming large ocelli

Ventral color mostly creamy white to light beige, outer disc region brown to grey, mottled with small, yellow, orange or brown spots



Neonates with simple, well-separated ocelli, marble color pattern changes with growth

1-2 rows of thorns along tail from base to sting insertion, no ocelli on the tail, 1 or 2 caudal stings present

POTAMOTRYGONIDAE

FAMILY

~10 CM DW

MIN SIZE

~48 CM DW

MAX SIZE

NA

DEPTH RANGE

CARVALHO, 2016

SPECIES AUTHORITY

APPENDIX II (2022)

CITES

NA

CMS

NA

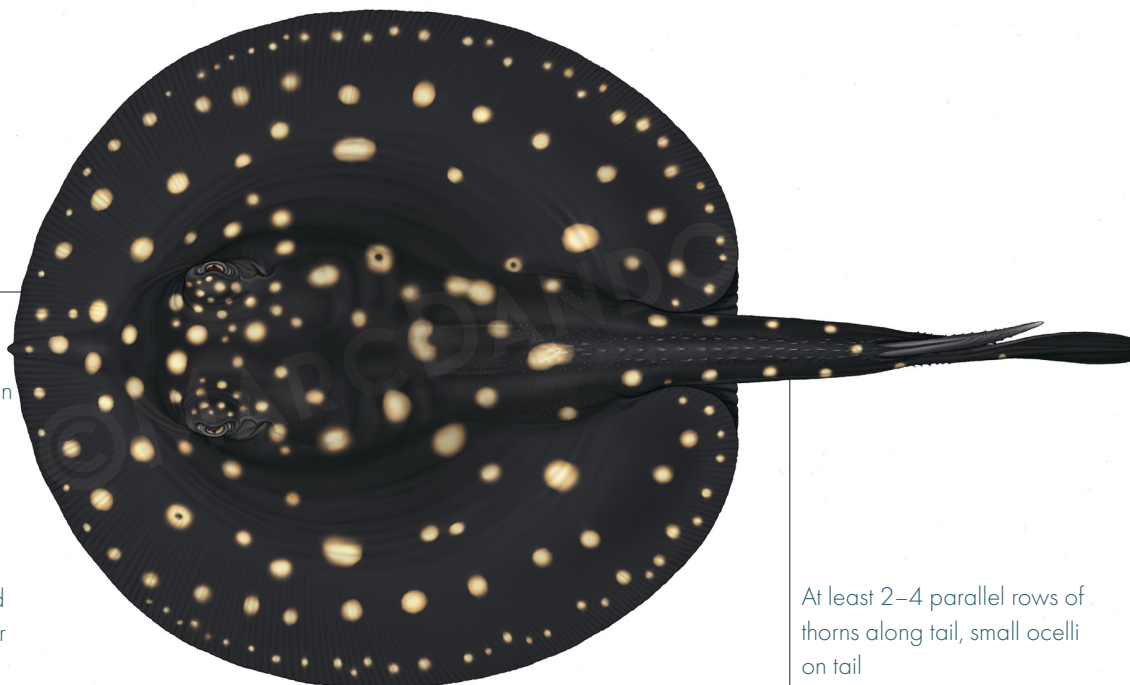
SHARKS MOU



XINGU FRESHWATER STINGRAY / *Potamotrygon leopoldi*

Dorsal color intense black but with large, relatively few and incomplete yellow ocelli or incomplete rings or sickle-shaped figures with black centres on mid-disc

Ventral color with a relatively whitish area on central disc or a mostly greyish to faded brown disc, with whiter areas on ventral snout, gill slits and anterior pelvic fins, usually with mottled lighter pattern on darker ventral regions



At least 2–4 parallel rows of thorns along tail, small ocelli on tail

POTAMOTRYGONIDAE

FAMILY

NA

MIN SIZE

~72 CM DW

MAX SIZE

NA

DEPTH RANGE

CASTEX & CASTELLO, 1970

SPECIES AUTHORITY

APPENDIX II (2022)

CITES

NA

CMS

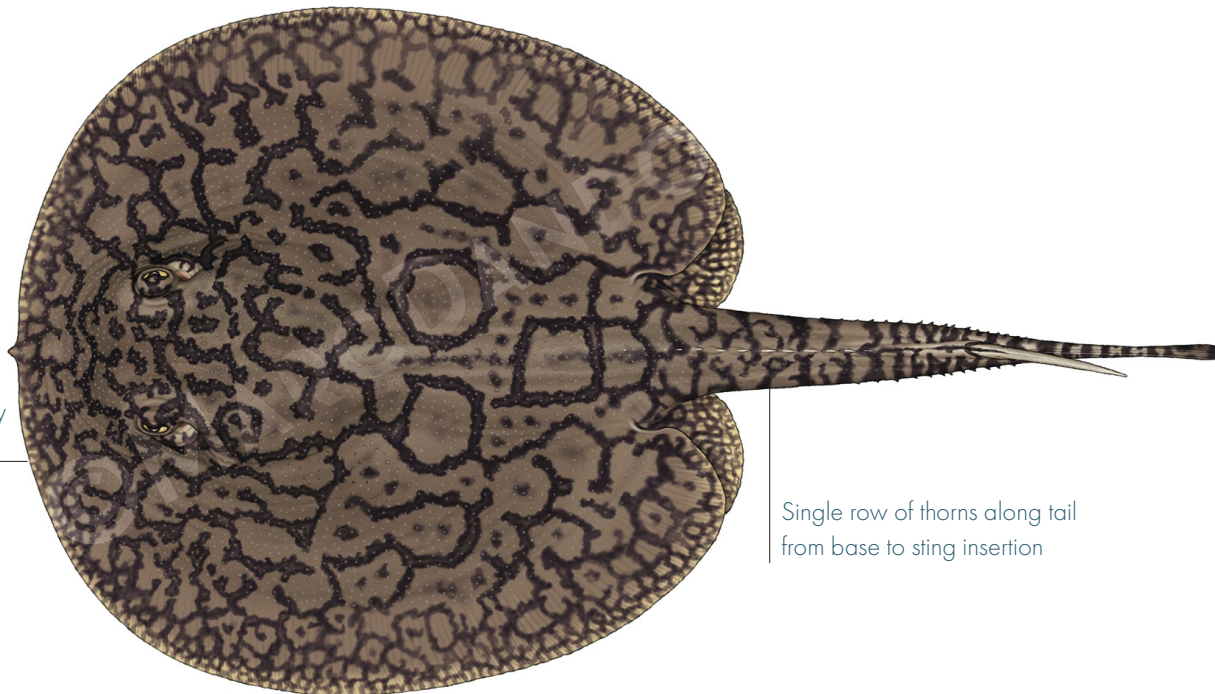
NA

SHARKS MOU



MARQUES' FRESHWATER STINGRAY / *Potamotrygon marquesi*

Dorsal color usually beige with grey tones, or light with dark brown mixed with shades of grey, open and closed bicolored rings that are grey or beige internally and externally and surrounded by a dark grey band vary from



Single row of thorns along tail from base to sting insertion

POTAMOTRYGONIDAE

FAMILY

NA

MIN SIZE

36 CM DW

MAX SIZE

NA

DEPTH RANGE

SILVA & LOBODA 2019

SPECIES AUTHORITY

APPENDIX II (2022)

CITES

NA

CMS

NA

SHARKS MOU



PARNAÍBA FRESHWATER STINGRAY / *Potamotrygon signata*

Dorsal color very variable with irregular small yellow spots with blackish edges that sometimes form rosettes in larger animals

Ventral color with a relatively whitish area on central disc, usually grey spots towards margin



1–3 irregular rows of thorns along tail from base to sting insertion, 1 or 2 caudal stings present

POTAMOTRYGONIDAE

FAMILY

NA

MIN SIZE

45 CM DW

MAX SIZE

NA

DEPTH RANGE

GARMAN, 1913

SPECIES AUTHORITY

APPENDIX II (2022)

CITES

NA

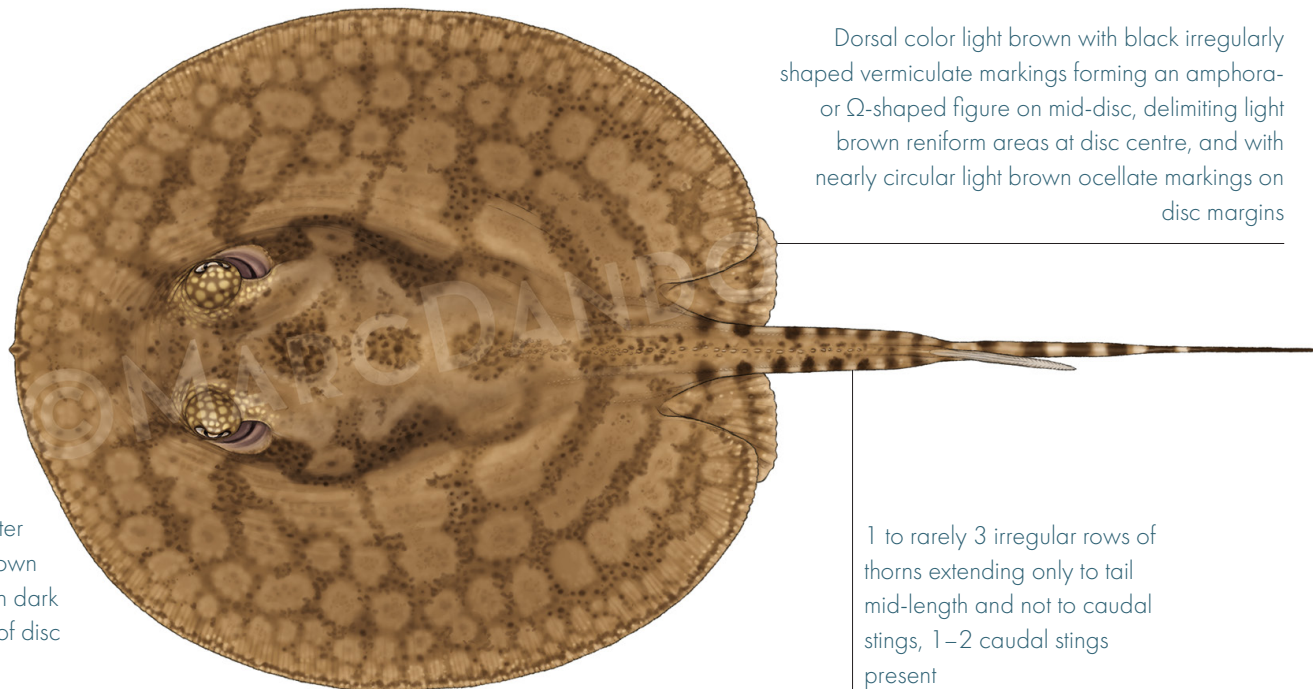
CMS

NA

SHARKS MOU



WALLACE'S FRESHWATER STINGRAY / *Potamotrygon wallacei*



Dorsal color light brown with black irregularly shaped vermiculate markings forming an amphora- or Ω-shaped figure on mid-disc, delimiting light brown reniform areas at disc centre, and with nearly circular light brown ocellate markings on disc margins

Ventral color white, outer disc region mottled brown to grey, sometimes with dark brown spot on centre of disc in adults

1 to rarely 3 irregular rows of thorns extending only to tail mid-length and not to caudal stings, 1–2 caudal stings present

POTAMOTRYGONIDAE

FAMILY

6 CM DW

MIN SIZE

~31 CM DW

MAX SIZE

NA

DEPTH RANGE

CARVALHO, ROSA & ARAÚJO, 2016

SPECIES AUTHORITY

APPENDIX II (2022)

CITES

NA


CMS

NA

SHARKS MOU



GLOSSARY



anterior	– the front, or situated towards the head
apex	– the top or highest point
caudal peduncle	– tapered region behind the anal fin where the caudal fin attaches to the body
cephalic fin	– broad lobe on forehead of some rays
clasper	– a pair of reproductive appendages located behind the pelvic fins of a male shark or ray
convex	– arched, curved outwards (opposite of concave)
dorsal	– relating to the upper part or surface of back
denticle	– a small, tooth-like structure on the skin; placoid scale of a cartilaginous fish
falciform	– curved like a sickle; hooked
fin insertion	– point of attachment of the fin to the shark body, located along the rear edge
free rear tip	– posterior tip of a fin that is not attached to the body, located closest to the fin insertion
interdorsal	– space on dorsal surface between first and second dorsal fin
interdorsal ridge	– ridge of skin between first dorsal and second dorsal fin
lateral keels	– fleshy ridges on the sides of the body
lunate	– shaped like a crescent moon
margin	– edge or border of the body or fin
nasal flap	– dermal flap associated with the nostrils
nictitating eyelid	– movable eyelid that can lift and completely close the eye opening
posterior	– the back, or situated behind or at the rear
rostral teeth	– tooth-like projections on the side of the snout of sawfishes
rostrum	– a projecting snout
spiracle	– opening behind the eye used for maintaining a flow of oxygenated water over the gills when the mouth is closed

INTERNATIONAL TREATIES

Convention on International Trade in Endangered Species of Wild Flora and Fauna (CITES)

CITES is an international agreement between governments aimed at ensuring that international trade in specimens of wild animals and plants does not threaten the survival of the species. A specimen of a CITES-listed species may be imported into or exported (or re-exported) from a State party to the Convention only if the appropriate document has been obtained and presented for clearance at the port of entry or exit. The species covered by CITES are listed in three Appendices, according to the degree of protection they need. **Appendix I** includes species threatened with extinction. Trade in specimens of these species is permitted only in exceptional circumstances. **Appendix II** includes species not necessarily threatened with extinction, but in which trade must be controlled to avoid utilization incompatible with their survival. **Appendix III** includes species that are protected in at least one country, which has asked other CITES Parties for assistance in controlling the trade.

Convention on the Conservation of Migratory Species of Wild Animals (CMS)

Also known as the Bonn Convention, CMS is an intergovernmental treaty under the United Nations Environment Programme (UNEP). It serves as a global platform for the conservation and sustainable use of migratory animals and their habitats. An **Appendix I** listing is for migratory species that are considered endangered. For these species, Range States shall endeavour to conserve or restore habitats important to a migratory species' positive conservation status, take actions to prevent or reduce obstacles to migration, as well as measures to prevent factors that are endangering species. These Range States shall prohibit the taking of all Appendix I-listed species. An **Appendix II** listing is for migratory species which have an unfavourable conservation status, and which require international agreements for their conservation and management, as well as those which have a conservation status which would significantly benefit from the international cooperation that could be achieved by an international agreement.


Memorandum of Understanding on the Conservation of Migratory Sharks (Sharks MoU)

The Sharks MoU is a daughter agreement under CMS and was concluded in 2010. It represents the only global instrument specifically dedicated to the conservation of migratory species of sharks and rays. Its main objective is to 'achieve and maintain a favourable conservation status for migratory sharks included in its **Annex 1** based on the best available scientific information, taking into account the socio-economic value of these species for the people of the Signatories'. The focus of the MoU is to help improve fisheries management and international conservation measures through a cooperative approach with range states, scientists and relevant organizations.

www.cites.org

www.cms.int

www.cms.int/sharks



SHARKS, RAYS, AND CITES

Sharks and rays

Around the world, there are over 1,250 species of sharks and rays. While these species exhibit diverse life-history characteristics, many are slow growing, late to mature, have low reproductive rates and are long-lived, making them susceptible to fishing pressure. Over the last few decades, many populations have seen drastic declines in their numbers requiring management actions to ensure their long-term survival. To ensure their recovery, various conservation strategies and context-specific approaches have been developed and are being implemented globally focusing on ensuring fisheries are sustainable and trade is controlled.

What is CITES?

CITES – the Convention on International Trade in Endangered Species of Wild Fauna and Flora – is an international agreement between governments that works to ensure international trade in specimens of wild animals and plants is legal, sustainable, and traceable.

All 35,000 + species covered under the CITES convention are listed in three Appendices, according to the degree of protection they need.

Appendix I includes species threatened with extinction. Trade in specimens of these species is permitted only in exceptional circumstances.

Appendix II includes species not necessarily threatened with extinction, but in which trade must be controlled in order to avoid utilization incompatible with their survival.


Appendix III contains species that are protected in at least one Party (member country), which has asked other CITES Parties for assistance in controlling the trade. Changes to Appendix III follow a distinct procedure from changes to Appendices I and II, as each Party is entitled to make unilateral amendments to it.

A specimen of a CITES-listed species, or products derived thereof, may be imported into or exported (or re-exported) from a Party to the Convention only if the appropriate document has been obtained and presented for clearance at the port of entry and exit. There is some variation in the requirements from one

country to another and it is always necessary to check on the national laws that may be stricter.

Overall, international trade of products derived from sharks and rays listed in Appendix I and II requires the CITES Management Authority of exporting countries to issue export documents certifying that the trade in each specimen is legal and not detrimental to the survival of the species. Customs personnel of both exporting and importing nations therefore must be able to recognize the traded products of these species and be able to readily identify illicit trade (i.e., trade across international borders without corresponding CITES documentation) in order to be able to effectively implement and enforce their CITES obligations.

For additional information on the types of permits required, supporting documentation, number and type of species covered under the convention, please visit www.cites.org



ABOUT THIS GUIDE

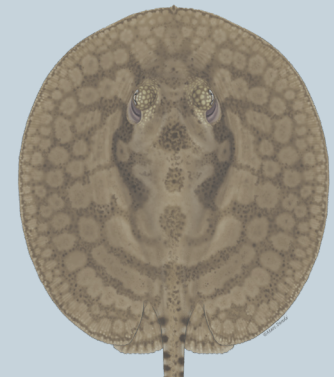
The development of this guide was made possible with the support of the Wildlife Conservation Society (WCS) in collaboration with the Centre for Environment, Fisheries and Aquaculture Science (Cefas), through funding from the Shark Conservation Fund and the UK Government. The Shark Conservation Fund is a philanthropic collaborative pooling expertise and resources to meet the threats facing the world's sharks and rays. The Shark Conservation Fund is a project of Rockefeller Philanthropy Advisors.

Information on key morphological characters used in this guide (e.g., size, shape and positions of dorsal and anal fins, conspicuous coloration patterns on fins or elsewhere along the body, body shape) were assessed for consistency within species and variations across various regions using photographs supplied by colleagues, published in the literature, and online.

We are extremely grateful to Marc Dando for his patience and diligence in ensuring we have beautiful species illustrations

depicting key features based on photographs from the field. These were collected at various sites around the world by the author or provided by numerous colleagues.

Special thanks to Debra Abercombie for supporting with the development of the first edition of this guide. Thanks also to Dr Hua Hsun Hsu (Fisheries Research Institute, Ministry of Agriculture, Taiwan), Prof Atsuko Yamaguchi (Nagasaki University), Benaya Simeon (Charles Darwin University), Daniel Fernando (Blue Resources Trust), Ali Hood (Shark Trust), Jeremy Cliff, and Colin Attwood (University of Cape Town) for providing pictures of rare animals. Thanks also go to Guy Stevens, Nuno Barros, Betty Laglbauer, and Laura Weiland from the Manta Trust for providing feeding on the section related to the identification of mantas and devil rays. We are grateful to Ryan Charles for providing constructive review.





GUIDANCE DOCUMENTS

Ahmad A, Lim APK, Fahmi, Krajangdara T, and Dharmadi. 2020. *Identification guide to sharks, rays, skates, and chimaeras of the southeast Asian region*. Volume 2. SEAFDEC/MFRDMD/SP/51: 51 pp.

Ahmad A, Lim APK. 2012. *Field guide to sharks of the Southeast Asian Region*. SEAFDEC/MFRDMD/SP/18:210 pp.

Ali A, Annie LPK, Fahmi, Krajangdara T, Dharmadi. 2020. *Identification guide to sharks, rays, skates, and chimaeras of the Southeast Asian region Volume 2*. SEAFDEC/MFRDMD/SP/51. 45 pp.

Ebert DA, Dando M, Fowler S. 2021. *Sharks of the world: A complete guide*. Princeton: Princeton University Press.

Carvalho de MR. 2016. Description of two extraordinary new species of freshwater stingrays of the genus *Potamotrygon* endemic to the rio Tapajós basin, Brazil (Chondrichthyes: Potamotrygonidae), with notes on other Tapajós stingrays. *Zootaxa*. 4167 (1): 001–06.3

Carvalho de MR, Rosa RR, Araújo de MLG. 2016. A new species of Neotropical freshwater stingray (Chondrichthyes: Potamotrygonidae) from the Rio Negro, Amazonas, Brazil: the smallest species of *Potamotrygon*. *Zootaxa*. 4107 (4): 566–586.

FAO. 2014. *On board guide for the identification of pelagic sharks and rays of the Western Indian Ocean*.

IUCN. 2024. www.iucnredlist.org. *The IUCN Red List of Threatened Species*. Version 2024.2.

Jabado RW, Ebert DA. 2015. *Sharks of the Arabian Seas: an identification guide*. The International Fund for Animal Welfare, Dubai, UAE. 240 pp.

Jabado RW, Abercrombie L. 2022. *CITES Sharks and Rays - Implementing and Enforcing Listings: Volume I - Full Carcass ID*. Wildlife Conservation Society, New York, United States. 79 pp.

Kizhakudan SJ, Akhilesh KV, Thomas S, Yousuf KSSM, Sobhana KS, Purushottama GB, Menon M, Dash SS, Manojkumar PP, Nair RJ, Najmudeen TM, Zacharia PU. 2018. *Field identification of batoids - a guide to Indian species*. CMFRI special publication no.132. ICAR-Central Marine Fisheries Research Institute, Kochi, India. 104 pp.

Last PR, White W, de Carvalho M, Séret B, Stehmann M., Naylor G. 2016. *Rays of the world*. CSIRO Publishing, Clayton, Australia. 790 pp.



Last PR, White WT, Caira JN, Dharmadi, Fahmi, Jensen K, Lim APK, Manjaji-Matsumoto BM, Naylor GJP, Pogonoski JJ, Stevens JD, Yearsley GK. 2010. *Sharks and rays of Borneo*. CSIRO PUBLISHING, Collingwood, VIC 3066 Australia. 298 pp.

Last PR, Séret B, Naylor GJP. 2016. A new species of guitarfish, *Rhinobatos borneensis* sp. nov. with a redefinition of the family-level classification in the order Rhinopristiformes (Chondrichthyes: Batoidea). *Zootaxa*. 4117(4): 451–475.

Last PR, Séret B, Naylor GJP. 2019. Description of *Rhinobatos ranongensis* sp. nov. (Rhinopristiformes: Rhinobatidae) from the Andaman Sea and Bay of Bengal with a review of its northern Indian Ocean congeners. *Zootaxa*. 4576(2): 257–287.

Rutledge KM. 2019. A new guitarfish of the genus *Pseudobatos* (Batoidea: Rhinobatidae) with key to the guitarfishes of the Gulf of California. *Copeia*. 107 (3): 451–463.

Sawfish Conservation Society. 2020. *Sawfishes of the world: identification guides*. Downloaded from: www.sawfishconservationsociety.org

Shark Trust. 2020. *Identification guide: sharks, skates, and rays of the British Isles and Northeast Atlantic*. The Shark Trust.

Plymouth, UK.

Stevens G. 2011. *Field guide to the identification of mobulid rays (Mobulidae): Indo-West Pacific*. Manta Trust. 19 pp.

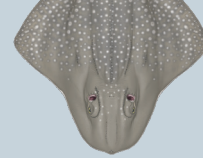
Stevens G, Fernando D, Dando M, Notarbartolo di Sciarra G. 2018. *Guide to the manta and devil rays of the world*. Manta Trust, Save Our Seas Foundation, Wild Nature Press, Plymouth, UK. 144 pp.

Weigmann S, Ebert DA, Séret B. 2021. Resolution of the *Acroteriobatus* complex, with a redescription of *A. leucospilus* (Norman, 1926) and descriptions of two new western Indian Ocean species of *Acroteriobatus* (Rhinopristiformes, Rhinobatidae). *Marine Biodiversity*. 51:58.


White WT, Last PR, Stevens JD, Yearsley GK, Fahmi, Dharmadi. 2006. *Economically important sharks and rays of Indonesia*. Australian Centre for International Agricultural Research: Canberra, Australia. 329 pp.

White WT, Bajé L, Sabub B, Appleyard SA, Pogonoski JJ, Mana RR. 2017. *Sharks and rays of Papua New Guinea*. ACIAR Monograph No. 189. Australian Centre for International Agricultural Research: Canberra. 327 pp.





This identification guide has been produced by the Wildlife Conservation Society and Elasmobranch Project to help improve information and statistics on CITES-listed sharks and rays. Sharks and rays are increasingly threatened due to overexploitation and identification of species interacting with fisheries can support the development of scientifically based management measures. Provisional identification of full carcasses from CITES-listed sharks and rays leads to establishing reasonable or probable cause in an enforcement setting (e.g., detaining catches from a vessel suspected of harvesting these species if prohibited nationally; landings containing products from CITES-listed species and auctioned at fish markets).



This guide has been designed to allow fisheries, customs, and wildlife officers with no previous knowledge of sharks and rays to identify whole carcasses to the species level. It includes information on 150 species (74 shark and 76 ray species) listed on Appendix I and II of CITES. It uses a flow chart format, color illustrations, and descriptions of the key features that can be quickly used to easily distinguish whole carcasses of CITES-listed species from non-listed species during routine inspections. It is intended to help fisheries observers and law enforcement officers working on data collection in the field and onboard vessels in the identification of sharks and rays, an important step in implementing the provisions of CITES for sharks and rays, thus preventing illegal and unsustainable trade. Species-specific data collected will improve the quality of catch and landings data. The guide is expected to also be useful for fisheries inspectors and researchers working on sharks and rays.

Published by

Wildlife Conservation Society
Sharks and Rays Program
2300 Southern Boulevard
Bronx, NY 10460

www.wcs.org/our-work/wildlife/sharks-skates-rays

