

CONVENTION SUR LE COMMERCE INTERNATIONAL DES ESPÈCES
DE FAUNE ET DE FLORE SAUVAGES MENACÉES D'EXTINCTION



Soixante-dix-septième session du Comité permanent
Genève (Suisse), 6–10 novembre 2023

Conservation et commerce d'espèces

Faune

Éléphants (Elephantidae spp.)

RAPPORT DU SECRÉTARIAT SUR LA MISE EN ŒUVRE
DE LA RÉOLUTION CONF. 10.10 (REV. COP19)

1. Le présent document a été préparé par le Secrétariat.

Contexte

2. La résolution Conf. 10.10 (Rev. CoP19), *Commerce de spécimens d'éléphants*, dans le paragraphe 12 de la section intitulée *Concernant le commerce de spécimens d'éléphants* :

12. *CHARGE le Secrétariat, sous réserve du financement externe nécessaire :*

- a) *de faire rapport sur les informations et les analyses fournies par MIKE et ETIS à chaque session de la Conférence des Parties et, sous réserve de la disponibilité de nouvelles données pertinentes de MIKE ou d'ETIS, aux sessions du Comité permanent ; et, en collaboration avec TRAFFIC, le cas échéant, de fournir d'autres rapports, mises à jour ou informations sur MIKE et ETIS demandés par la Conférence des Parties, le Comité permanent, le Groupe technique consultatif (GTC) ou les Parties ;*
 - b) *avant les sessions pertinentes du Comité permanent, d'inviter : le PNUE-WCMC à fournir une vue d'ensemble du commerce de spécimens d'éléphants enregistré dans la base de données CITES ; les Groupes CSE/UICN de spécialistes de l'éléphant d'Afrique et de l'éléphant d'Asie à soumettre toute nouvelle information pertinente sur l'état de conservation des éléphants, les mesures de conservation et stratégies de gestion ; et les États de l'aire de répartition de l'éléphant d'Afrique à fournir des informations sur les progrès accomplis dans la mise en œuvre du Plan d'action pour l'éléphant d'Afrique ; et*
 - c) *sur la base de l'information demandée dans les paragraphes a) et b) ci-dessus, de recommander des mesures qui seront soumises à l'examen de la Conférence des Parties ou du Comité permanent ;*
3. Le Secrétariat a préparé le présent document pour examen par le Comité permanent, afin de satisfaire à ses obligations en matière de rapports indiquées ci-dessus ainsi qu'à celles contenues dans les décisions 19.94 et 19.95, 19.99 et 19.100, 18.117 (Rev. CoP19) et 18.118 qui figurent dans l'annexe 1 du présent document, pour référence. Le document actualise la mise en œuvre de différentes dispositions de la résolution Conf. 10.10 (Rev. CoP19) ainsi que les mesures prises pour appliquer les décisions associées.

4. Ce document se divise en cinq parties pour en faciliter l'examen par le Comité permanent :
- Partie 1, consacrée à l'application du paragraphe 12 de la résolution Conf. 10.10 (Rev. CoP19) en ce qui concerne les rapports à soumettre par le Secrétariat pour examen par le Comité permanent ;
 - Partie 2, consacrée à l'application des décisions 19.94 et 19.95 sur la *Mise en œuvre des recommandations prioritaires de l'examen du programme ETIS* ;
 - Partie 3, consacrée à l'application des décisions 19.99 et 19.100 sur les *Saisies d'ivoire et marchés nationaux de l'ivoire* ;
 - Partie 4, consacrée à l'application des décisions 18.117 (Rev. CoP19) et 18.118 sur la *Fermeture des marchés nationaux de l'ivoire* ; et
 - Partie 5, portant sur le sous-groupe MIKE-ETIS du Comité permanent.
5. Le Secrétariat indique que la mise en œuvre des décisions 19.35 à 19.37 sur la *Pérennité financière et opérationnelle des programmes MIKE et ETIS* est examinée dans le document SC77 Doc. 63.2 préparé pour la présente session.

Partie 1 : Rapport du Secrétariat en application du paragraphe 12 de la résolution Conf. 10.10 (Rev. CoP19)

6. Le Secrétariat a reçu de nouvelles données pertinentes de MIKE et ETIS et peut donc faire rapport sur ces informations et analyses au Comité permanent, comme demandé au paragraphe 12 a). En application du paragraphe 12 b), le Secrétariat a invité le Centre mondial de surveillance continue de la conservation de la nature-Programme des Nations Unies pour l'environnement (PNUE-WCMC), l'Union internationale pour la conservation de la nature (UICN) et le Président du Comité directeur du Fonds pour l'éléphant d'Afrique (Tchad) à lui fournir des informations nouvelles et pertinentes concernant le commerce et la conservation des éléphants. Le Secrétariat tient à leur exprimer sa reconnaissance pour leur contribution en la matière.
7. Les différentes données ont été compilées dans un rapport intégré qui est présenté en annexe 2 du présent document. On y trouve une vue d'ensemble du taux d'abattage illégal d'éléphants ; du commerce légal et illégal de spécimens d'éléphants ; de l'état des populations d'éléphants d'Afrique (*Loxodonta africana*) et d'éléphants d'Asie (*Elephas maximus*) ; et l'actualisation, par le Fonds pour l'éléphant d'Afrique, de la mise en œuvre du Plan d'action pour l'éléphant d'Afrique. Les points essentiels du rapport figurant en annexe 2 sont présentés ci-dessous.

Programme de suivi de l'abattage illégal d'éléphants (MIKE)

8. Le programme MIKE de la CITES est opérationnel dans un large éventail de sites répartis dans toutes les aires de répartition des éléphants, à travers 32 Parties d'Afrique et 13 Parties d'Asie. En Afrique, 69 sites sont désignés MIKE et en Asie, 30 sites. Aucun nouveau site MIKE n'a été ajouté au réseau en 2022.
9. Sur le terrain, à l'intérieur des sites MIKE, les données MIKE sont collectées par des agents de lutte contre la fraude et des patrouilles de rangers, et par d'autres moyens. Lorsqu'une carcasse d'éléphant est découverte, le personnel du site tente d'établir les causes de la mort et de préciser d'autres éléments, comme le sexe ou l'âge de l'animal, l'état de l'ivoire et le stade de décomposition du cadavre. Ces informations sont consignées dans des formulaires normalisés dont le contenu est ensuite transmis au programme MIKE de la CITES.
10. Le programme évalue les taux relatifs de braconnage en fonction de la Proportion d'éléphants abattus illégalement (*Proportion of Illegally Killed Elephants – PIKE*), calculée chaque année en divisant le nombre d'éléphants abattus de manière illégale retrouvés par le nombre total de carcasses d'éléphants retrouvées, lequel comprend des éléphants abattus illégalement, des éléphants morts de causes naturelles, des éléphants morts dans le cadre de programmes de gestion et des éléphants morts de causes indéterminées. La PIKE donne une indication de la pression du braconnage et une mesure des tendances relatives aux niveaux de braconnage. Elle peut cependant pâtir de plusieurs biais potentiels liés à la qualité des données, au nombre de signalements, aux probabilités de découverte des carcasses, à la variation des taux de mortalité naturelle et à d'autres facteurs, si bien que les résultats doivent être interprétés avec prudence.

11. La nouvelle méthodologie d'analyse des tendances de la PIKE a été communiquée aux Parties à la CITES dans le [rapport MIKE pour l'Afrique et l'Asie](#), publié sur le site Web de la CITES le 16 novembre 2020. Comme indiqué dans ce rapport, le Groupe consultatif technique (GCT) MIKE-ETIS a recommandé l'utilisation de l'approche non pondérée (**MM.p.uw**) du modèle linéaire mixte généralisé (GLMM) bayésien pour interpréter les tendances de la PIKE dans le temps. Un modèle GLMM bayésien pondéré (**MM.p.w**) tenant compte des estimations de la population d'éléphants de chaque site MIKE a été utilisé à titre expérimental mais nécessite des travaux supplémentaires de la part du Secrétariat CITES en collaboration avec le GCT. Le matériel technique et les codes R utilisés à partir de 2020 sont accessibles dans la liste des recueils GitHub donnée dans l'annexe 2.
12. L'analyse des tendances de la PIKE pour 2022 est présentée dans le rapport de l'annexe 2 et résumée ci-dessous. Elle a été réalisée avec la méthodologie mentionnée au paragraphe ci-dessus et examinée par le GCT MIKE-ETIS à la première séance de sa session annuelle qui s'est déroulée en ligne, le 8 août 2023.

Tendances de la PIKE : Afrique

13. L'ensemble de données utilisé pour cette analyse se compose de 25 232 signalements de carcasses d'éléphants découvertes entre 2003 et fin 2022 sur 67 sites MIKE, dans 31 États de l'aire de répartition en Afrique, représentant un total de 854 sites-années.
14. Par comparaison avec la [précédente analyse des tendances de la PIKE en 2021](#), l'analyse figurant dans le présent document englobe 1832 nouveaux signalements de carcasses d'éléphants trouvées au cours de l'année 2022, communiqués par 59 sites MIKE dans 30 États de l'aire de répartition en Afrique. Le nombre de sites MIKE ayant fait rapport, sur lesquels l'analyse s'appuie, a diminué de 61 en 2021 à 59 en 2022. Pour des raisons diverses, telles que l'insécurité ayant empêché de faire des patrouilles, ou la capacité insuffisante de recueil de données, cinq sites n'ont pas été en mesure de faire rapport en 2022. Cette année-là, on note une augmentation du nombre de carcasses signalées : par rapport à 2021, 506 carcasses de plus ont en effet été signalées (1832 carcasses en 2022 contre 1326 en 2021). Ce chiffre est inhabituellement élevé et 2022 est devenue la deuxième année pour le nombre de carcasses signalées après le pic de 1880 carcasses signalées en 2012. Les conditions de sécheresse extrême ont tout particulièrement affecté deux sites MIKE du Kenya qui ont signalé une augmentation de 55 % et 66 % respectivement du nombre total de carcasses par rapport à 2021. On considère qu'en 2022, 306 des 1832 carcasses signalées provenaient d'animaux tués illégalement ; alors qu'en 2021, 262 des 1326 carcasses avaient été signalées comme provenant d'animaux tués illégalement.
15. En moyenne annuelle, la **PIKE à l'échelle du continent** a globalement augmenté de 2003 à 2010 ; elle a atteint un pic en 2011, avant de diminuer de 2011 à 2022. Sur les cinq années écoulées, de 2018 à 2022, l'estimation de la PIKE à l'échelle du continent accuse clairement une tendance à la baisse avec un niveau de confiance dépassant 95 %. L'estimation de la PIKE à l'échelle du continent est passée de 0,54 en 2018 à 0,33 (fourchette : 0,28 – 0,39) en 2022. L'estimation de la PIKE pour l'année 2022 est la plus faible enregistrée depuis 2003.
16. Tout indique que la tendance de la PIKE en **Afrique centrale** a augmenté de 2003 à 2011, puis est restée relativement inchangée entre 2011 et 2019. Depuis cinq ans (2018 à 2022), il est clair que la tendance est à la baisse même si la PIKE reste supérieure à la moyenne continentale, avec une valeur de 0,52 (fourchette : 0,36 – 0,66). Généralement, la tendance de la PIKE en l'**Afrique de l'Est** est alignée sur la tendance de la PIKE à l'échelle du continent, avec une tendance à la hausse de 2003 à 2011, suivie par une tendance à la baisse après 2011. Durant les cinq ans écoulés, de 2018 à 2022, la tendance est clairement à la baisse. Pour 2022, l'estimation non pondérée de la PIKE en Afrique de l'Est est de 0,27 (fourchette : 0,21 – 0,34) et elle est inférieure à l'estimation de la PIKE moyenne à l'échelle du continent pour 2022, à savoir 0,33 (fourchette : 0,28 – 0,39). La tendance de la PIKE en **Afrique australe** a augmenté entre 2003 et 2011 puis a diminué de 2011 à 2022. Durant les cinq dernières années, de 2018 à 2022, la tendance est clairement à la baisse. L'estimation de la PIKE non pondérée pour l'Afrique australe en 2022 est de 0,20 (fourchette : 0,15 – 0,26) et elle est inférieure à l'estimation de la PIKE moyenne à l'échelle du continent.
17. La sous-région d'**Afrique de l'Ouest** possède les plus petites populations d'éléphants d'Afrique et, partant, peu de carcasses sont signalées chaque année. En 2022, cette sous-région a signalé 12 carcasses au total, provenant de quatre sites, tandis que les 11 autres sites n'ont signalé aucune carcasse. Par rapport aux trois autres sous-régions, l'Afrique de l'Ouest est celle qui a fait état du plus faible nombre total de carcasses découvertes (945 sur 20 ans). La taille limitée de l'échantillon induit une incertitude élevée dans les estimations de la PIKE, ce qui rend difficile de déduire une tendance sous-régionale. Pour les cinq années

écoulées (2018 à 2022), aucune preuve statistique ne permet de confirmer une tendance à la baisse. Pour 2022, l'estimation de la PIKE non pondérée pour l'Afrique de l'Ouest était de 0,43 (fourchette : 0,13 – 0,76), c'est-à-dire supérieure à l'estimation de la PIKE moyenne à l'échelle du continent de 0,33 (fourchette : 0,28 – 0,39) pour la même année.

Tendances de la PIKE : Asie

18. L'ensemble de données utilisé pour cette analyse des tendances de la PIKE pour l'Asie, qui figure à l'annexe 2 du présent document, se compose de 4554 signalements de carcasses d'éléphants trouvées et enregistrées entre 2003 et fin 2022 sur 30 sites MIKE de 13 États de l'aire de répartition en Asie, ce qui représente un total de 310 années-sites.
19. Environ 94 % des carcasses (soit 4275 sur 4554) proviennent de sites MIKE d'Asie du Sud, les 6 % restants (= 279/4544) provenant de sites MIKE d'Asie du Sud-Est. Il convient de noter que plus de 70 % des éléphants d'Asie se trouvent en Asie du Sud.
20. Le nombre de Parties et de sites ayant fait un signalement a augmenté de un entre 2021 et 2022. Le nombre total de carcasses signalées a légèrement diminué de 197 carcasses en 2021 à 188 en 2022. Le nombre d'éléphants d'Asie signalés abattus illégalement a également diminué de 37 en 2021 à 18 en 2022.
21. La tendance de la PIKE à l'échelle du continent pour l'Asie, dérivée du GLMM bayésien non pondéré durant les cinq dernières années (2015 à 2019), est restée relativement stable avec une valeur moyenne de 0,32. De 2021 à 2022, on n'observe aucun changement significatif, ni différence entre les deux estimations de la PIKE, et l'estimation de la PIKE non pondérée pour 2022 est de 0,21 (fourchette : 0,13 – 0,30).
22. Pour l'Asie, l'analyse des tendances n'est pas présentée par sous-région compte tenu du nombre disproportionnellement grand de signalements provenant d'Asie du Sud et de l'Inde en particulier. En Asie du Sud, environ 96 % des signalements (4124 carcasses) concernent des sites MIKE en Inde, où vit la plus grande population d'éléphants d'Asie.

Données sur les conflits humains/éléphants

23. Les États de l'aire de répartition ont été sensibilisés à la nécessité de signaler de manière plus systématique les morts d'éléphants résultant de conflits humains/éléphants. Pour 2022, sur 1832 signalements de l'Afrique, 330 (18 %) étaient liés à un conflit humains/éléphants (CHE) ; 1393 (76 %) n'étaient pas liés à un CHE ; et 109 (6 %) ne donnaient aucune information. La mort d'éléphants associée à un conflit humains/éléphants était soit « illégale » (36%), soit le résultat de « mesures de gestion » (62 %). Dans le cas de morts « illégales », la cause principale était « un décès par balle » (82 %), tandis que le plus grand nombre de morts liées à des « mesures de gestion » résultaient du « contrôle d'animaux à problème » (91 %). Pour l'Asie, sur les 188 cas signalés en 2022, 14 (7 %) étaient liés à un CHE, 18 (15 %) n'étaient pas liés à un CHE et 146 (77 %) ne donnaient aucune information. La PIKE étant un indice du braconnage, que la mort liée à un conflit soit classée illégale ou non, elle doit être examinée plus à fond. Le Secrétariat CITES a poursuivi sa collaboration avec les États de l'aire de répartition participants et le GCT pour éclaircir cette question et affiner l'analyse MIKE en conséquence.

Système d'information sur le commerce des éléphants (ETIS)

24. ETIS est un système d'information complet et mondial qui repose principalement sur une base de données contenant les informations sur les saisies et confiscations d'ivoire d'éléphant et d'autres spécimens d'éléphants signalées depuis 1989.
25. Au 27 juillet 2023, ETIS comptait 35 236 enregistrements pour la période de 1989 à 2022, dont 32 180 concernant des saisies et des confiscations d'ivoire (ci-après qualifiées de « saisies » ou « enregistrements » dans un souci de concision), le reste portant sur des saisies de produits d'éléphants autres que l'ivoire (notamment des produits manufacturés à base de peau, de poil ou de viande).
26. Globalement, moins de Parties ont fait un rapport à ETIS en 2022 (51 Parties) qu'en 2021 (65 Parties). En 2021, le nombre de rapports communiqués à ETIS par les Parties a considérablement augmenté par rapport aux années précédentes, ce qui peut s'expliquer par l'utilisation accrue de la base de données ETIS Online par les Parties. En avril 2023, l'Organisation mondiale des douanes (OMD) a communiqué à ETIS des données de saisies additionnelles pour la période de 2020 à 2021, correspondant à 150 nouveaux

enregistrements qui n'avaient pas encore été signalés à ETIS par les Parties et qui ont été ajoutés à la base de données.

27. Dans la [notification aux Parties n° 2023/082](#), les Parties étaient priées d'examiner et de valider les enregistrements ETIS pour 2022. Les Parties ont demandé, entre autres, des informations additionnelles, la suppression d'enregistrements après examen de criminalistique, et des corrections de détails dans les enregistrements. En outre, plusieurs Parties ont demandé des informations additionnelles sur les données recueillies auprès de sources autres que l'organe de gestion (OG). Le processus de validation était en cours au moment de la rédaction du présent document de sorte que certaines enquêtes restent ouvertes. Moins de saisies ont été déclarées pour 2022 (1066) que pour 2021 (1409) et le poids global déclaré saisi était inférieur en 2022 (12,2 tonnes) à 2021 (16,9 tonnes). En 2022, moins de saisies (8) d'un poids supérieur à 100 kg ont été déclarées qu'en 2021 (11) ; il s'agit notamment de saisies importantes d'environ une tonne et de plus de quatre tonnes. Certes, les données suggèrent que le nombre de saisies importantes déclarées à ETIS et le poids cumulatif saisi sont inférieurs à ceux de la période ayant précédé la pandémie de COVID, mais la prévalence de saisies d'envois illégaux importants de plusieurs tonnes pourrait indiquer la persistance d'une activité criminelle organisée dans le commerce illégal de l'ivoire.
28. À la CoP19, les Parties ont adopté des amendements au paragraphe 27 g) de la résolution Conf 10.10 (Rev. CoP19), pour préciser que les données détaillées sur des cas individuels de saisies, sur des cas de mortalité d'éléphant ou sur l'application de la loi, soumises à MIKE ou ETIS, appartiennent à ceux qui les ont fournies (dans le cas de MIKE, les fournisseurs de données sont uniquement les Parties à la CITES mais ETIS reçoit des données provenant d'autres sources). Toutes les données liées à une Partie à la CITES sont accessibles à cette Partie, aux membres du Groupe consultatif technique MIKE-ETIS pour information et examen, ainsi qu'aux membres du Consortium international de lutte contre la criminalité liée aux espèces sauvages (ICCWC) à des fins de recherche et d'analyse au niveau mondial, sauf mention contraire de la Partie auteur du rapport comme indiqué au paragraphe 4 de la résolution Conf. 11.17 (Rev. CoP19), *Rapports nationaux*. Dans le document SC77 Doc. 32.2 sur la *Révision des Lignes directrices* pour la préparation et la soumission des rapports annuels CITES et des Lignes directrices pour la préparation et la soumission des rapports annuels CITES sur le commerce illégal, le Secrétariat propose des amendements aux *Lignes directrices* pour tenir compte de ces changements. Le Secrétariat note que TRAFFIC devrait prendre une disposition semblable pour ETIS Online et ses formulaires normalisés pour la soumission des données de saisies, pour permettre aux Parties d'indiquer si elles refusent que leurs données ETIS soient mises à disposition pour des travaux de recherche et d'analyse au niveau mondial. Le Secrétariat ajoute que seules les données soumises par les Parties dans leurs rapports annuels sur le commerce illégal figurent dans la base de données CITES sur le commerce illégal. Pour l'échange de données relatives aux saisies de spécimens d'éléphants, entre ETIS et la base de données CITES sur le commerce illégal, le Secrétariat appliquera le même principe et ne transférera à la base de données CITES sur le commerce illégal, à des fins de recherche et d'analyse au niveau mondial, que les données soumises à ETIS par les Parties.

Commerce de spécimens d'éléphants

29. Un examen du commerce déclaré de spécimens de *Loxodonta africana* à partir des données figurant dans les rapports annuels CITES pour la période 2018-2021 fait ressortir les éléments suivants :
- a) Le commerce direct, déclaré par les États de l'aire de répartition de l'éléphant d'Afrique, comprenait principalement 825 trophées de chasse sportive d'origine sauvage et 9982 morceaux de peau d'origine sauvage (dont 98 % étaient déclarés à des fins commerciales).
 - b) Le commerce direct de sculptures en ivoire d'origine sauvage déclaré par les États de l'aire de répartition de l'éléphant d'Afrique atteignait un total de 27 kg à des fins personnelles et 704 articles (dont 98 % étaient déclarés à des fins personnelles). La majorité (78 %) des sculptures en ivoire commercialisées en poids ont été déclarées en 2018 (21 kg), et près de la moitié des sculptures en ivoire déclarées en nombre l'ont été en 2021).
 - c) Le commerce de défenses déclaré en nombre a été multiplié par cinq entre 2018 et 2021 (de 22 à 117) selon les données communiquées par les États de l'aire de répartition de l'éléphant d'Afrique, tandis que le nombre de défenses déclaré par les importateurs a diminué de 30 %. Tout le commerce de défenses **en poids** a été exporté par le Zimbabwe et presque entièrement déclaré comme trophées de chasse (H). Les défenses exportées, déclarées en poids par le Zimbabwe en 2021 (5159 kg), représentaient le volume de commerce le plus élevé entre 2018 et 2021.

- d) Après estimation du nombre d'éléphants concernés par le commerce (en partant du principe que, s'agissant des données sur les défenses qui ont été communiquées, deux défenses correspondent à un individu et un trophée correspond à un individu), les exportations déclarées par quatre États de l'aire de répartition des éléphants d'Afrique (Afrique du Sud, Botswana, Kenya et Zambie) ont augmenté entre 2018 et 2021. Dans cette même période, les exportations déclarées par deux États de l'aire de répartition (Mozambique et Zimbabwe) ont diminué. Les exportations déclarées par un État de l'aire de répartition (Cameroun) sont restées identiques. Le rapport annuel de la République-Unie de Tanzanie pour 2021 n'avait pas été reçu au moment de la rédaction du rapport mais, selon les données d'importation, il y a eu une diminution des exportations.
- e) Lorsque l'on compare les quotas d'exportation déclarés pour les défenses en tant que trophées de chasse sportive avec les données déclarées par les exportateurs et les importateurs, à la fois pour les défenses et les trophées de chasse (en présumant qu'un trophée correspond à deux défenses), quatre États de l'aire de répartition exportateurs semblent avoir dépassé leurs quotas d'exportation (publiés en tant que quotas zéro¹) dans la période 2018-2021 : l'Afrique du Sud (en 2019), le Cameroun (chaque année 2018-2021), le Kenya (en 2021) et le Mozambique (en 2019). Plusieurs États de l'aire de répartition n'avaient pas communiqué de quota au Secrétariat, auquel cas un quota zéro avait été établi [conformément à la résolution Conf. 10.10 (Rev. CoP19)].
30. Plusieurs Parties ne suivent pas scrupuleusement les *Lignes directrices pour la préparation et la soumission des rapports annuels CITES*, ce qui pourrait entraîner un double comptage des trophées. Déclarer les trophées de chasse selon une méthode normalisée en respectant ces lignes directrices – en particulier lorsqu'il s'agit d'espèces comme *Loxodonta africana*, qui font l'objet de quotas d'exportation – est indispensable pour vérifier si les dispositions de la Convention sont bien respectées.
31. Le recueil plus systématique, dans la base de données sur le commerce CITES, des numéros de série fournis dans les rapports annuels pourrait contribuer à l'application des dispositions de la CITES en soutenant la vérification du respect des quotas, et pourrait être facilité par l'adoption de permis électroniques et le transfert automatique des données sur le commerce à la base de données sur le commerce CITES.

État des populations d'éléphants d'Afrique et d'Asie

État des populations d'éléphants d'Afrique

32. Le Groupe de spécialistes de l'éléphant d'Afrique (GSEAf) de l'UICN tient à jour la Base de données sur l'éléphant d'Afrique (BDEA), le registre officiel d'informations géospatiales sur la taille et la distribution des populations de l'espèce. Le GSEAf et l'UICN ont décidé en 2021 de traiter les éléphants de forêt d'Afrique (*Loxodonta cyclotis*) et les éléphants de savane d'Afrique (*Loxodonta africana*) comme deux espèces distinctes. Cette décision résultait d'un consensus entre experts, à la suite de nouveaux travaux de recherche sur la génétique des populations d'éléphants. Une décision similaire de la part de la CITES pourrait avoir des conséquences sur la mise en œuvre des processus CITES. À cet égard, la 19^e session de la Conférence des Parties (CoP19) a adopté les [décisions 19.275 à 19.277](#) qui décrivent une procédure à mettre en œuvre pour examiner cette question. Le Secrétariat discute de la question en plus grand détail dans le document SC77 Doc. 74, *Taxonomie et nomenclature des éléphants d'Afrique (Loxodonta spp.)*
33. Deux rapports sur la situation, un rapport sur l'état des éléphants de forêt d'Afrique (REEFA) et un rapport sur l'état des éléphants de savane d'Afrique (REESA), seront mis à disposition en 2023. Ils contiendront une mise à jour du rapport sur l'état des éléphants d'Afrique de 2016 (REEA 2016) et comprendront les données reçues entre 2016 et juillet 2023. Les rapports sur l'état des éléphants qui seront publiés en 2023 fourniront le niveau de précision requis pour les études dans tous les États de l'aire de répartition. Les données les plus récentes publiées par le GSEAf indiquent que les populations d'éléphants de forêt de sept États de l'aire de répartition n'ont pas été étudiées depuis 2016 tandis que certaines populations d'éléphants de savane n'ont pas été étudiées dans 11 États de l'aire de répartition. Environ 22 populations d'éléphants de forêt et quatre populations d'éléphants de savane auraient été perdues depuis 2016. Toutefois, 19 des 22 populations d'éléphants de forêt se trouvent en Afrique de l'Ouest où beaucoup de populations sont petites et fragmentées.

¹ La résolution Conf. 10.10 (Rev. CoP19), Commerce de spécimens d'éléphants, recommande que chaque État des aires de répartition des éléphants qui ne présente pas son quota d'exportation pour l'ivoire brut provenant de trophées de chasse à l'éléphant dans les délais, ait un quota zéro jusqu'à ce qu'il communique son quota au Secrétariat, par écrit.

34. À noter que les futures études devraient prioriser en particulier l'Afrique de l'Ouest et l'Afrique de l'Est, ainsi que des zones où se trouvent de petites populations d'éléphants car les chiffres de nombreuses populations ont été classés selon des approximations et non des évaluations. Or, les petites populations peuvent être très importantes dans la perspective de la conservation de l'espèce. Dans certaines régions, on sait que l'aire de répartition a augmenté grâce à une meilleure information sur le terrain. Il faudra augmenter les ressources pour que ces États de l'aire de répartition puissent conduire des études systématiques.
35. Le rapport sur l'état des éléphants de forêt d'Afrique présentera plus de 270 estimations, nouvelles ou mises à jour, pour les populations d'éléphants de toute l'Afrique. Plus de 180 d'entre elles sont issues d'études systématiques. Le projet de rapport mentionne que l'on a trouvé des éléphants de forêt dans 22 États de l'aire de répartition et que leur aire de répartition connue et possible couvre 947 200 km². Les études indiquent un total estimé de 135 677 éléphants de forêt, plus 7030 à 8726 éléphants dans des zones qui n'ont pas fait l'objet d'études systématiques. Les conclusions préliminaires du projet de rapport sur l'état des éléphants de forêt d'Afrique indiquent que l'Afrique centrale possède, de loin, le plus grand nombre d'éléphants de forêt de chacune des quatre sous-régions africaines.
36. Le projet de rapport sur l'état des éléphants de savane d'Afrique indique que ces éléphants sont répartis entre 24 États de l'aire de répartition d'Afrique. Des estimations pour les populations d'éléphants de savane de quatre États de l'aire de répartition, en date de novembre 2022, ont été intégrées dans le document d'information [CoP19 Inf. 64 \(Rev. 1\)](#). Ces estimations seront mises à jour dans le rapport de 2023.

État des populations d'éléphants d'Asie

37. L'éléphant d'Asie (*Elephas maximus*) est distribué dans 13 pays d'Asie du Sud et du Sud-Est, avec près de 60 % de la population en Inde. La population d'éléphants d'Asie compterait entre 30 000 et 50 000 individus mais, dans la plupart des cas, cette estimation ne repose pas sur des données rigoureuses et elle est essentiellement compilée dans des rapports historiques. La région possède également environ 15 000 éléphants d'Asie en captivité. La plus grande population d'éléphants captifs se trouve au Myanmar et compte environ 6000 individus.
38. La population globale d'éléphants d'Asie semble rester stable, mais le déclin des populations d'éléphants, par comparaison avec les estimations de 2019, au Bangladesh, en Indonésie, dans l'État du Sabah en Malaisie, au Myanmar et en République démocratique populaire lao, est inquiétant et la petite population d'éléphants sauvages (moins de 500 individus) qu'il reste au Bangladesh (260), au Cambodge (400 à 600), en Chine (300), au Népal (227) et au Viet Nam (104 à 134) est tout particulièrement préoccupante.
39. Dans de nombreux États de l'aire de répartition de l'éléphant d'Asie, la disparition des forêts et l'expansion agricole, la transformation en plantations, l'exploitation du bois, le développement industriel, l'expansion des infrastructures linéaires et l'exploitation minière exercent des pressions sur les dernières populations d'éléphants d'Asie. Le déclin des populations est sans doute dû à la perte de l'habitat, à l'abattage illégal, à la capture d'éléphants vivants pour l'industrie du bois et à d'autres fins, aux conséquences de graves conflits humains/éléphants, et au braconnage pour l'ivoire, la peau et la viande. Dans plusieurs pays, le braconnage persiste et contribue à l'élimination sélective des mâles tandis que de récents rapports sur le braconnage pour la peau laissent entrevoir des menaces émergentes exerçant également des pressions sur les femelles et les juvéniles. La littérature disponible semble prouver que l'abattage illégal d'éléphants sauvages pour leurs produits est l'une des menaces les plus graves pour l'avenir des populations d'éléphants du Myanmar.
40. Au Bangladesh, au Bhoutan, au Népal et au Sri Lanka, le braconnage des éléphants pour le commerce de l'ivoire n'est pas une préoccupation majeure. Il n'y a pas de marchés commerciaux de l'ivoire en ligne dans ces pays. Le commerce d'éléphants vivants existe au Népal, au Myanmar, en Inde, au Sri Lanka et en Thaïlande. Le Népal est avant tout une destination pour le commerce d'éléphants vivants ; les transactions commerciales d'éléphants ne sont pas autorisées mais ces animaux peuvent être donnés en cadeau.
41. Le Groupe de spécialistes des éléphants d'Asie (GSEAs) de l'UICN met au point des protocoles, sous forme de lignes directrices et de manuels, pour piloter la gestion efficace et scientifique de questions spécifiques entravant la conservation des éléphants. Le GSEAs chapeaute actuellement neuf groupes de travail chargés d'élaborer des documents finals pour la conservation à long terme des éléphants d'Asie. En mars 2023, le GSEAs a publié la première édition de Action Elephant, un recueil de six Plans d'action nationaux pour la conservation des éléphants. On y trouve les Plans d'action nationaux pour la conservation des éléphants mis à jour pour le Bangladesh (2018), le Bhoutan (2018), le Cambodge (2020), l'État du Sabah en Malaisie (2020) le Myanmar (2018) et la République démocratique populaire lao (2022).

Fonds pour l'éléphant d'Afrique (FEA) et mise en œuvre du Plan d'action pour l'éléphant d'Afrique

42. Le Comité directeur du Fonds pour l'éléphant d'Afrique (CDFEA) par l'intermédiaire de son président (Tchad) signale des progrès dans l'annexe 2 (paragraphe 270 à 293). Depuis le démarrage du FEA en 2010, 61 projets ont été menés à bien dans des États de l'aire de répartition de l'éléphant d'Afrique à l'appui de la mise en œuvre du Plan d'action pour l'éléphant d'Afrique (PAEA).
43. Face à la pandémie de COVID-19, le FEA a lancé un appel à propositions d'urgence pour procurer un financement aux États de l'aire de répartition afin de surmonter les problèmes de conservation des éléphants liés à la pandémie. Un ensemble de 19 propositions de projets a été approuvé par le CDFEA et 14 d'entre elles étaient achevées en juin 2023.
44. L'examen du PAEA a démarré en 2018. Plusieurs réunions de consultation et discussions ont été organisées pour recueillir des points de vue et des avis d'experts sur les recommandations de révisions du Plan. Le GSEAf de l'UICN a fourni des avis techniques précis afin de rendre compte des réalités actuelles de la conservation des éléphants d'Afrique. Les avis techniques ont en partie servi de base aux discussions des États de l'aire de répartition des éléphants d'Afrique qui ont échangé leurs points de vue sur le plan actuel et proposé des modifications lors d'une réunion organisée par le Programme des Nations Unies pour l'environnement, en novembre 2019, à Nairobi, Kenya. Le processus d'examen a été interrompu par la pandémie de COVID-19 et a repris en 2022. En février 2023, une séance d'information en ligne avec les États de l'aire de répartition des éléphants d'Afrique a été consacrée au projet révisé de Plan d'action pour l'éléphant d'Afrique. Un projet final a été diffusé pour approbation via une procédure de non-objection avant le 31 mars 2023. Le Plan d'action pour l'éléphant d'Afrique révisé (2023) a été approuvé et guidera pendant les cinq prochaines années les mesures de conservation prises pour l'éléphant à travers le continent ; il est mis à la disposition de la présente session sous forme de document d'information.
45. Les principales modifications apportées au Plan d'action pour l'éléphant d'Afrique sont la nouvelle priorisation des trois premiers objectifs qui place la réduction des conflits humains/éléphants comme premier objectif prioritaire. En outre, la classification des deux espèces d'éléphants d'Afrique (éléphants de savane et éléphants de forêt) est reconnue dans le Plan d'action pour l'éléphant d'Afrique révisé.
46. Le CDFEA invite le Comité permanent à prendre note de l'approbation du Plan d'action pour l'éléphant d'Afrique révisé par les États de l'aire de répartition des éléphants d'Afrique. Le CDFEA continue d'appeler les gouvernements, les donateurs, les organisations intergouvernementales et les organisations non gouvernementales à apporter des ressources financières au Fonds pour l'éléphant d'Afrique en vue de soutenir la mise en œuvre du Plan d'action pour l'éléphant d'Afrique révisé.

Partie 2 : Application des décisions 19.94 et 19.95 sur la Mise en œuvre des recommandations prioritaires de l'examen du programme ETIS

47. À la CoP19, les Parties ont adopté les décisions 19.94 à 19.96 sur la *Mise en œuvre des recommandations prioritaires de l'examen du programme ETIS*, qui comprenaient plusieurs priorités élevées et moyennes à mettre en œuvre avant la CoP20 (voir annexe 3 du document [CoP19 Doc. 21](#)). Pour référence, les décisions figurent dans l'annexe 1 du présent document.
48. En réponse à la décision 19.94, le rapport ETIS (annexe 2, paragraphes 31 à 75, du présent document) comprend des mesures prises pour appliquer les recommandations sur la validation des données ETIS (recommandations 5 et 8) ; la mobilisation des ressources (recommandation 18) ; la pertinence des données ETIS (recommandations 19 et 28) ; et l'exploration de covariables dans le cadre des améliorations de la modélisation pour l'analyse ETIS (recommandation 24).
49. Pour appliquer les recommandations relatives à la validation des données ETIS, le rapport ETIS décrit en détail les changements apportés à ETIS Online afin d'intégrer la procédure de validation et de confirmation des données et fournit un flux des données pour la soumission des données des organes de gestion (OG) et d'autres sources (non-OG). Le système de validation et de confirmation résultant est conçu pour améliorer ETIS Online ; assurer la transparence pour les Parties ; et promouvoir la collaboration et l'échange d'informations entre les services d'application des lois bilatéraux et inter-institutions afin de mieux comprendre les activités de commerce illégal de l'ivoire.
50. Concernant la recommandation sur la mobilisation des ressources pour ETIS, TRAFFIC signale les sources de financement actuelles et fait observer les déficits budgétaires pour le programme ETIS pour les années civiles 2024 – 2026. Les fonds obtenus ne sont pas suffisants pour maintenir le fonctionnement minimum

du programme dans les années à venir. Le Secrétariat discute de cette question en plus grand détail dans le document SC77 Doc. 63.2 sur la *Pérennité financière et opérationnelle des programmes MIKE et ETIS* à propos de la mise en œuvre des décisions 19.35 à 19.37.

51. Concernant l'examen de la pertinence des données ETIS, les analyses précises des sources de données soumises par les Parties et les résultats de la modélisation excluant les données non-OG suggèrent que, pour certaines Parties, les données non-OG sont la seule source d'information, y compris pour celles qui participent au processus de Plan d'action national pour l'ivoire (PANI). Le rapport propose que les Parties ayant une grande proportion de données non-OG alimentant leurs analyses ETIS renforcent leur engagement auprès d'ETIS pour soumettre régulièrement leurs données de saisies et pour valider les données non-OG existantes et futures avec la procédure de validation et de confirmation mise en place.
52. Pour appliquer la recommandation sur l'exploration des covariables, TRAFFIC a présenté une nouvelle approche pour les covariables du rapport ETIS dans le cadre d'un ajustement des biais sur les taux de signalements dans les modèles de tendances ETIS. Il est noté que l'ancienne approche de catégorisation des covariables ne convenait plus puisque les Parties soumettent les données sur ETIS Online et non au moyen de missions de collecte de données ciblées à l'échelle nationale. Une nouvelle approche de la covariable de signalements ETIS a été explorée en tant que ratio d'enregistrements déclarés à l'organe de gestion. L'examen des deux approches montre un bon recouvrement des deux covariables et aucun changement important dans les tendances ETIS.
53. Outre les mesures prises pour mettre en œuvre les recommandations figurant dans le rapport ETIS, le Secrétariat se prépare à appliquer les recommandations qui lui sont adressées dès que des fonds seront disponibles pour ce faire. Comme indiqué au paragraphe 28, le Secrétariat propose quelques amendements aux *Lignes directrices pour la préparation et la soumission des rapports annuels CITES* et aux *Lignes directrices pour la préparation et la soumission des rapports annuels CITES sur le commerce illégal* (voir document SC77 Doc. 32.2), pour appliquer les recommandations sur l'alignement/le rapprochement des données des rapports annuels sur le commerce illégal et du rapport ETIS. L'alignement de ces rapports ou données permettra une application de la recommandation sur les moyens de tirer parti des synergies avec d'autres institutions des Nations Unies et organismes mondiaux (recommandation 13). Le Secrétariat collabore avec TRAFFIC en vue d'ajouter, dans les formulaires ETIS (Word, Excel et Online), une option permettant aux Parties d'indiquer si elles ne souhaitent pas que leurs données ETIS soient mises à la disposition des membres du Consortium international de lutte contre la criminalité liée aux espèces sauvages (ICWC) à des fins de recherche et d'analyse au niveau mondial.
54. Les recommandations suivantes nécessitent des fonds externes additionnels de sorte que la mise en œuvre n'a pas commencé :
 - a) la révision du cahier des charges du GCT MIKE et ETIS et les dispositions financières associées (recommandation 15) ;
 - b) l'étude de faisabilité concernant d'autres mécanismes d'appui pour ETIS (recommandation 16) ; et
 - c) les besoins financiers minimums d'ETIS (recommandations 17 et 18).
55. Concernant la recommandation qui porte sur l'examen des liens entre les stocks d'ivoire et le commerce illégal de l'ivoire (recommandation 31), le Secrétariat cherche à regrouper les données sur les stocks d'ivoire dans une base de données qui permettra au Secrétariat, à TRAFFIC et au GCT de mieux évaluer la faisabilité de la mise en œuvre de cette recommandation.

Partie 3 : Application des décisions 19.99 et 19.100 sur les Saisies d'ivoire et marchés nationaux de l'ivoire

56. Les décisions 19.99 à 19.101 (voir annexe 1 du présent document) chargent le Secrétariat de consulter le GTC MIKE-ETIS et TRAFFIC sur la faisabilité d'une analyse des données ETIS liées à chaque Partie ayant un marché national légal pour le commerce de l'ivoire.
57. Pour mettre en œuvre la décision 19.99, après consultation avec le GTC MIKE-ETIS, TRAFFIC a passé en revue tous les documents CITES relatifs aux marchés nationaux de l'ivoire depuis dix ans et a rassemblé les informations contenues dans les réponses des Parties aux notifications CITES et leurs rapports sur la situation de leurs marchés d'ivoire d'éléphant, ainsi que les résultats d'une étude commandée par le Secrétariat CITES concernant la décision 17.87 sur les *Marchés nationaux pour les spécimens faisant fréquemment l'objet d'un commerce illégal*. Lors de la deuxième séance de sa session annuelle qui a eu lieu

le 10 août 2023, le GCT a fait remarquer qu'il y avait des différences dans la manière dont les Parties interprètent le sens d'un 'marché national légal'. En effet, certaines Parties peuvent considérer qu'elles ont un marché national légal de l'ivoire d'éléphant mais autoriser certaines dérogations à un commerce autrement interdit.

58. Le GCT a soulevé plusieurs préoccupations concernant le but de l'analyse demandée dans la décision 19.99, sur les saisies d'ivoire liées à chaque Partie ayant un marché national légal pour les transactions commerciales d'ivoire. Il note que, pour étudier les incidences des marchés nationaux légaux sur le commerce illégal de l'ivoire, il serait bon d'adopter certaines formes de comparaison ou de contraste mais rien ne permet de dire clairement sur quels marchés il convient de se concentrer ni quelles sont les données pouvant être utilisées, du fait que les données pertinentes soumises à ETIS (par exemple, sur les voies du commerce) peuvent être incomplètes et que le taux de réponse des Parties aux études sur les marchés nationaux de l'ivoire menées par le Secrétariat de la CITES (voir paragraphe 62 ci-dessous) est faible. En outre, rien n'indique clairement que cette analyse puisse apporter une réelle valeur ajoutée aux analyses existantes d'ETIS réalisées pour examen par le Comité permanent et la Conférence des Parties. Le GCT estime qu'il pourrait y avoir d'autres possibilités de lier les demandes faites dans la décision 19.99 aux décisions 19.97 et 19.98 sur la *Classification des Parties selon ETIS*, en examinant l'intégration des données relatives aux marchés nationaux légaux de l'ivoire dans les critères de classification des Parties. Toutefois, il serait nécessaire d'apporter d'autres éclaircissements pour savoir quelles données inclure sur les marchés nationaux légaux de l'ivoire ou les critères.
59. La compréhension de ce qu'est un marché national légal de l'ivoire et les questions relatives au but des analyses requises des données ETIS étant très variables, le GCT MIKE-ETIS estime qu'il serait bon de préciser les critères à utiliser pour identifier les pays ayant un marché national légal de l'ivoire et que des orientations plus claires seraient nécessaires sur les questions de recherche à traiter en utilisant les données ETIS ou d'autres données plus détaillées sur les marchés nationaux de l'ivoire.

Partie 4 : Application des décisions 18.117 (Rev. CoP19) et 18.118 sur la *Fermeture des marchés nationaux de l'ivoire*

60. Le Secrétariat a publié la notification aux Parties [n° 2023/077](#) datée du 10 juillet 2023 qui demandait aux Parties de communiquer au Secrétariat les informations requises dans la décision 18.117 (Rev. CoP19). Les Parties ont été encouragées à prendre en considération toutes les dispositions pertinentes de la résolution Conf. 10.10 (Rev. CoP19) et d'autres résolutions pertinentes. Sept rapports ont été soumis par les Parties suivantes : Afrique du Sud, États-Unis d'Amérique, Japon, Royaume-Uni de Grande-Bretagne et d'Irlande du Nord, Thaïlande, Union européenne (réponses coordonnées UE) et Zimbabwe.
61. Les rapports contenaient des informations sur la législation en vigueur et le suivi ainsi que sur les mesures de lutte contre la fraude et de sensibilisation, entre autres. L'UE et ses États membres signalent que d'autres mesures ont été prises pour interdire la plupart des formes de commerce de l'ivoire. La Commission européenne a adopté des orientations révisées sur le régime de l'UE gouvernant le commerce de l'ivoire pour aider à la compréhension et à l'application des règlements relatifs à ce commerce. Le Japon communique des informations sur les mesures juridiques, de lutte contre la fraude et de sensibilisation, sur la coopération internationale et les stocks privés. La Thaïlande informe sur la législation en vigueur et les mesures prises pour améliorer le suivi et la compréhension du commerce national de l'ivoire, notamment une méthode d'étude non destructrice de la composition de l'ivoire et une étude de la chaîne d'approvisionnement de l'ivoire en Thaïlande. Les informations données par l'Afrique du Sud portent sur le nombre de saisies d'ivoire brut et travaillé en 2021, ainsi que sur le nombre d'éléphants abattus illégalement en 2021 et 2022. Le Royaume-Uni de Grande-Bretagne et d'Irlande du Nord signale l'entrée en vigueur d'une législation primaire mettant en place une interdiction stricte de vente d'ivoire au niveau national avec un nombre limité de dérogations. Le Gouvernement du Royaume-Uni a l'intention d'étendre cette législation aux hippopotames, aux morses, aux narvals, aux orques et aux cachalots. Les États-Unis d'Amérique indiquent que des règlements sont en vigueur pour imposer une interdiction quasi-totale du commerce national de l'ivoire d'éléphant, avec quelques exceptions. Le Zimbabwe communique des informations relatives au cadre législatif en place, notamment le système de délivrance de licences et d'enregistrements utilisé pour la réglementation des négociants d'ivoire et de tous ceux qui sont concernés par la chaîne d'approvisionnement de l'ivoire. Aucune Partie n'a fait rapport sur le commerce électronique (le commerce lié à l'internet).
62. Le Secrétariat fait observer qu'il y a peu de rapports relatifs aux marchés nationaux de l'ivoire. C'est à la 69^e session du Comité permanent (SC69, Genève, novembre 2017) (voir compte rendu résumé [SC69 SR](#)) que le premier rapport a été demandé. Des réponses sont parvenues au Secrétariat pour les notifications

suivantes [n° 2017/077](#) (douze Parties ont soumis des informations²) ; [n° 2020/026](#) (huit Parties ont envoyé des informations³) et [n° 2021/005](#) (quatre Parties ont soumis des informations ; dans deux cas, il s'agissait de mises à jour des réponses à la notification n° 2020/026⁴). Les sept Parties ayant répondu à la notification [n° 2023/077](#) ont aussi soumis des rapports en réponse à au moins une des notifications précédentes.

63. Les réponses reçues à la notification [n° 2023/077](#) figurent dans l'annexe 3 du présent document (en anglais seulement et dans la présentation reçue) pour examen par le Comité permanent. Le Secrétariat souhaite remercier les Parties qui ont communiqué un rapport.

Partie 5 : Sous-groupe MIKE-ETIS du Comité permanent

64. Le sous-groupe MIKE-ETIS a été créé par le Comité permanent lors de sa 41^e session (SC41, Genève, février 1999) pour superviser l'élaboration, le perfectionnement et la mise en place du programme de suivi de l'abattage illégal des éléphants connu sous le nom de MIKE (*Suivi de l'abattage illégal des éléphants*). Lors de sa 49^e session (SC49, Genève, avril 2003), le mandat du sous-groupe a été élargi pour inclure ETIS. Lors de la 76^e session du Comité permanent (SC76, Panama, novembre 2022), le Comité permanent a reconstitué le sous-groupe MIKE-ETIS, composé de la manière suivante :
- *quatre États de l'aire de répartition de l'éléphant d'Afrique (deux anglophones et deux francophones) : Kenya, Sénégal, Tchad et Zambie ;*
 - *deux États de l'aire de répartition de l'éléphant d'Asie : Chine et Indonésie ; et*
 - *deux représentants de l'Europe et de l'Amérique du Nord : Belgique et États-Unis d'Amérique.*
65. Le Comité permanent pourrait porter les questions relatives à MIKE et ETIS à l'attention du sous-groupe, notamment les orientations proposées aux Parties concernant la définition des marchés nationaux de l'ivoire et les questions de recherche à traiter en utilisant les données ETIS.

Conclusions

66. Le rapport figurant à l'annexe 2 fait le point de la situation depuis la 74^e session du Comité permanent (SC74, Lyon, mars 2022) (voir document [SC74 Doc. 68, annexe 1](#)) s'agissant des niveaux d'abattage illégal d'éléphants, du commerce légal et illégal de spécimens d'éléphants, de l'état des populations d'éléphants et de la mise en œuvre du PAEA encouragée par le biais du FEA.
67. Le Secrétariat note que depuis quelques années, la qualité des rapports soumis par les États de l'aire de répartition sur MIKE et par les Parties sur ETIS s'est améliorée et que les systèmes en ligne (MIKE Online Database et ETIS Online) offrent des moyens précieux de faciliter la soumission des données en temps voulu. Les Parties devraient être encouragées à continuer d'utiliser ces plateformes en ligne pour satisfaire à leurs obligations de rapport.
68. Le Secrétariat observe qu'il est encourageant de constater que la tendance de la PIKE en Afrique continue de baisser et que le nombre de saisies signalées dans le cadre d'ETIS diminue, même si les tendances du commerce illégal de l'ivoire exigent une analyse plus approfondie. L'action et l'engagement ciblés de tous les acteurs doivent être maintenus pour faire en sorte que l'abattage et le commerce illégal n'augmentent pas. Dans ce contexte, la publication des rapports à venir sur l'état des éléphants de forêt d'Afrique et des éléphants de savane d'Afrique en 2023 sera importante.
69. Pour le Secrétariat, il importe, dans les futures études, de prioriser l'Afrique de l'Ouest et l'Afrique de l'Est ainsi que les régions où il y a de petites populations d'éléphants et il faut des ressources pour mener ces études. À sa 74^e session, le Comité permanent a encouragé les donateurs et les partenaires à aider les États de l'aire de répartition des éléphants d'Afrique à mener et financer des études sur les populations d'éléphants et a encouragé les Parties à octroyer des ressources au Fonds pour l'éléphant d'Afrique pour la mise en œuvre du Plan d'action pour l'éléphant d'Afrique (voir compte rendu résumé [SC74 SR](#)). Le

² Les réponses ont été communiquées au Comité permanent dans une annexe au document SC70 Doc 49.1 ([SC70 Doc. 49.1 Annexe 2](#)).

³ <https://cites.org/sites/default/files/fra/com/sc/74/F-SC74-39.pdf>

⁴ <https://cites.org/sites/default/files/fra/com/sc/74/F-SC74-39.pdf>

Secrétariat note également avec préoccupation le déclin des populations d'éléphants d'Asie dans certains pays d'Asie du Sud-Est.

70. Le Secrétariat encourage les Parties à participer à la procédure de validation des données ETIS et à répondre aux notifications aux Parties à cet égard, comme par exemple la [notification aux Parties n° 2023/082](#). Le Secrétariat se félicite des progrès d'application des recommandations de l'examen du programme ETIS accomplis à ce jour et encourage les Parties à combler les lacunes financières pour permettre l'application pleine et entière des recommandations de l'examen du programme ETIS.
71. Le Secrétariat prend note des recommandations du GCT MIKE-ETIS et de TRAFFIC qui visent à préciser la décision 19.99 et propose que le Comité permanent fournisse des orientations sur la définition d'un marché national légal de l'ivoire, ainsi que sur les questions de recherche à traiter avec les données ETIS pour que l'on puisse décider de la faisabilité d'une analyse.
72. Le Secrétariat attire l'attention sur les orientations visant à normaliser les rapports sur les trophées de chasse qui figurent dans les *Lignes directrices pour la préparation et la soumission des rapports annuels CITES* et sur l'importance, pour les Parties, d'appliquer les *Lignes directrices* de manière plus cohérente, comme indiqué dans des rapports précédents du PNUE-WCMC.
73. Le Plan d'action pour l'éléphant d'Afrique révisé ayant été approuvé par les États de l'aire de répartition des éléphants d'Afrique, le Secrétariat recommande que le Comité permanent prenne note du plan révisé et de la nécessité d'agir de façon coordonnée pour résoudre les problèmes relatifs aux conflits humains/éléphants qui sont de plus en plus préoccupants dans bien des États de l'aire de répartition.
74. Le Secrétariat note le peu de réponses reçues à la dernière notification aux Parties qui concernait la fermeture des marchés nationaux de l'ivoire. Le manque d'informations disponibles entrave la prise de décisions relative à la fermeture des marchés nationaux de l'ivoire. Aucune Partie n'ayant fait rapport sur le commerce électronique (commerce lié à l'internet), ce domaine pourrait nécessiter une attention plus approfondie.

Recommandations

75. Le Comité permanent est invité à :
 - a) prendre note de la tendance de la PIKE à la baisse en Afrique et de la diminution du nombre de saisies signalées à ETIS et féliciter les États de l'aire de répartition des éléphants, d'autres Parties et partenaires pour les efforts qu'ils déploient en soutien aux actions visant à maintenir cette tendance positive ;
 - b) encourager les États de l'aire de répartition de l'éléphant à continuer d'utiliser la base de données en ligne MIKE pour communiquer des données MIKE et les Parties à utiliser le système *ETIS Online* pour soumettre des informations sur les saisies ;
 - c) encourager les Parties à participer à la procédure de validation des données ETIS, y compris en répondant aux notifications aux Parties sur cette question ;
 - d) demander à TRAFFIC d'inclure, dans le formulaire ETIS (Word, Excel et Online), une option permettant aux Parties d'indiquer si elles ne souhaitent pas que leurs données ETIS soient mises à la disposition des membres du Consortium international de lutte contre la criminalité liée aux espèces sauvages (ICCWC) à des fins de recherche et d'analyse au niveau mondial ;
 - e) fournir des orientations sur les critères à utiliser pour identifier les pays ayant un marché national légal de l'ivoire et sur les questions de recherche à traiter avec les données ETIS, pour étayer l'examen par le GCT MIKE-ETIS de la faisabilité d'une telle analyse ; et
 - f) accueillir favorablement le Plan d'action pour l'éléphant d'Afrique révisé et approuvé par les États de l'aire de répartition des éléphants d'Afrique.

DÉCISIONS DE LA COP19 ASSOCIÉES À LA RÉOLUTION CONF. 10.10 (REV. COP19)

Mise en œuvre des recommandations prioritaires de l'examen du programme ETIS

À l'adresse du Secrétariat

- 19.94** *Sous réserve d'un financement externe disponible, le Secrétariat collabore avec TRAFFIC, en consultation avec le Groupe consultatif technique MIKE-ETIS (TAG) si nécessaire, pour mettre en œuvre les recommandations de priorité élevée et moyenne figurant dans l'annexe 3 du document CoP19 Doc. 21.*
- 19.95** *Le Secrétariat rend compte des progrès réalisés dans la mise en œuvre des recommandations de priorité élevée et moyenne figurant dans l'annexe 3 du document CoP19 Doc. 21, et fait toute autre recommandation émanant de la mise en œuvre, au Comité permanent.*

À l'adresse du Comité permanent

- 19.96** *Le Comité permanent examine le rapport du Secrétariat conformément à la décision 19.95 et fait des recommandations en vue d'améliorer le système ETIS et l'utilisation de ses résultats pour examen à la 20^e session de la Conférence des Parties.*

Saisies d'ivoire et marchés nationaux de l'ivoire

À l'adresse du Secrétariat

- 19.99** *Sous réserve d'un financement externe, le Secrétariat engage le Groupe consultatif technique MIKE-ETIS et TRAFFIC à indiquer si une analyse des saisies d'ivoire liées à chaque Partie ayant un marché intérieur légal pour le commerce de l'ivoire pourrait être entreprise et, si c'est le cas, à effectuer l'analyse et à inclure les résultats de l'analyse dans le rapport ETIS au Comité permanent à sa 78^e session, et à la Conférence des Parties à sa 20^e session.*
- 19.100** *Le Secrétariat rend compte à la 77^e session du Comité permanent des progrès réalisés en ce qui concerne l'analyse mentionnée dans la décision 19.99.*

À l'adresse du Comité permanent

- 10.101** *Le Comité permanent examine le rapport communiqué par le Secrétariat en vertu de la décision 19.100 et demande au Secrétariat de prendre les mesures appropriées, le cas échéant.*

Fermeture des marchés nationaux de l'ivoire

À l'adresse des Parties

- 18.117 (Rev. CoP19)** *Les Parties qui n'ont pas fermé leurs marchés intérieurs au commerce d'ivoire brut et travaillé sont priées de faire rapport au Secrétariat pour examen par le Comité permanent à ses 77^e et 78^e sessions sur les mesures qu'elles prennent pour s'assurer que leurs marchés intérieurs d'ivoire ne contribuent pas au braconnage ou au commerce illégal.*

À l'adresse du Secrétariat

- 18.118** *Le Secrétariat compile les rapports et les met à la disposition des Parties avant les sessions du Comité permanent.*

À l'adresse du Comité permanent

18.119 (Rev. CoP19) *Le Comité permanent :*

- a) examine les rapports conformément à la décision 18.118 ; et*
- b) fait rapport sur cette question, avec des recommandations, le cas échéant, compatibles avec la portée et le mandat de la Convention à la 20^e session de la Conférence des Parties.*

LEVELS OF ILLEGAL KILLING OF ELEPHANTS, ILLEGAL AND LEGAL TRADE IN ELEPHANT SPECIMENS, THE STATUS OF ELEPHANT POPULATIONS AND THE IMPLEMENTATION OF THE AFRICAN ELEPHANT ACTION PLAN:

A REPORT TO THE CITES STANDING COMMITTEE

Introduction

1. Resolution Conf. 10.10 (Rev. CoP19) on *Trade in elephant specimens*, in paragraph 12, directs the Secretariat, pending the necessary external funding, to:
 - a) *report on information and analyses provided by MIKE and ETIS at each meeting of the Conference of the Parties and, subject to the availability of adequate new MIKE or ETIS data, at relevant meetings of the Standing Committee; and, in collaboration with TRAFFIC as appropriate, provide other reports, updates or information on MIKE and ETIS as required by the Conference of the Parties, the Standing Committee, the MIKE and ETIS Technical Advisory Group (TAG) or Parties;*
 - b) *prior to relevant meetings of the Standing Committee, invite the United Nations Environment Programme World Conservation Monitoring Centre (UNEP-WCMC) to provide an overview of trade in elephant specimens as recorded in the CITES database; the IUCN Species Survival Commission (IUCN/SSC) African and Asian Elephant Specialist Groups to submit any new and relevant information on the conservation status of elephants, pertinent conservation actions and management strategies; and African elephant range States to provide information on progress made in the implementation of the African Elephant Action Plan; and*
 - c) *on the basis of the information specified in paragraphs a) and b) above, recommend actions for consideration by the Conference of the Parties or the Standing Committee;*
2. This is the eighth report prepared by the organizations for the CITES Standing Committee, with previous reports having been provided for SC61 (Geneva, August 2011), SC62 (Geneva, July 2012), SC65 (Geneva, July 2014), SC66 (Geneva, January 2016), SC69 (Geneva, November 2017), SC70 (Sochi, October 2018) and SC74 (Lyon, March 2022).

Monitoring the Illegal Killing of Elephant

3. This section has been prepared by the CITES Secretariat.

Background

4. The CITES programme for Monitoring the Illegal Killing of Elephants, commonly known as MIKE, was established by the Conference of the Parties (CoP) to CITES at its 10th Meeting (Harare, 1997) and is conducted in accordance with the provisions in Resolution Conf. 10.10 (Rev. CoP18) on *Trade in elephant specimens*. The CITES MIKE Programme is managed by the CITES Secretariat under the supervision of the CITES Standing Committee. Since implementation began in 2001, the operation of the programme in Africa has been possible mainly thanks to the generous financial support of the European Union.
5. The CITES MIKE programme aims to inform and improve decision-making on elephants by measuring trends in levels of illegal killing of elephants, identifying factors associated with those trends, and building capacity for elephant management in range States. It operates in a large sample of sites spread across elephant range in 32 countries in Africa and 13 countries in Asia. There are 69 designated MIKE sites in Africa and 30 sites in Asia.
6. MIKE data is collected by law enforcement and ranger patrols in the field and through other means in designated MIKE sites. When an elephant carcass is found, site personnel try to establish the cause of death and other details, such as sex and age of the animal, status of ivory and stage of decomposition of the carcass. This information is recorded in standardized carcass forms, details of which are then submitted to the CITES MIKE Programme.

7. The programme evaluates relative poaching levels based on the Proportion of Illegally Killed Elephants (PIKE), which is calculated on an annual basis as the number of illegally killed elephants found, divided by the total number of elephant carcasses found, which includes elephants illegally killed, elephants that died of natural causes, management-related deaths as well as deaths recorded as unknown (cause of death could not be determined).
8. The need for more comprehensive reporting on human-elephant conflict-related death has been brought to the attention of range States. For 2022, of the 1832 records reported for Africa, 330 records (18%) were related to human-elephant conflict (HEC) incidence, 1393 records (76%) were not related to HEC, and 109 records (6%) were missing information. The breakdown was similar in 2021; out of 1326 records, 18% (237 records) were related to HEC, 66% (877 records) were not related to HEC, and the remaining 15% (212 records) were missing information. The type of death associated with human-elephant conflict related incidences were either "illegal" or "management", and remained relatively unchanged, with 49% (2021) and 36% (2022) categorized as "illegal", and 59% (2021) and 62% (2022) categorized as "management". The highest cause of "Illegal" deaths was "Gunshot," accounting for 70% (2021) and 82% (2022), while "spear" accounted for 13% (2021) and 20% (2022). The highest reported "management" related death was "problem animal control" accounting for over 91% in both years, while "self-defense" represented just below 3%. For Asia, of the 188 records reported in 2022, 14 (7%) were related to HEC, 18 (15%) were not related to HEC and 146 (77%) were missing information. In 2021, out of 197 records 12% (24 records) were related to HEC, 27% (54 records) were not related to HEC, and 60% were missing information. Across both years, 31 records were reported as "illegal" HEC incidences, with 13 records (42%) indicating "electrocution" as the cause of death. Since PIKE is an index of poaching, whether conflict-related death is categorized as illegal or not needs further examination for each range State. The CITES Secretariat has continued to collaborate with participating range States and the MIKE-ETIS Technical Advisory Group (TAG) to get further clarification on this matter and refine the MIKE analysis accordingly.
9. PIKE is an index of poaching pressure and provides trends relating to the levels of poaching. It may be affected by several potential biases related to data quality, reporting rate, carcass detection probabilities, variation in natural mortality rates and other factors, and hence results need to be interpreted with caution.
10. In the [MIKE report for Africa and Asia](#), published on the CITES website on 16 November 2020, the new PIKE trend analysis methodology was shared with CITES Parties. As indicated in that report, the TAG recommended the use of the unweighted Bayesian GLMM (**MM.p.uw**) to interpret PIKE trends over time. A weighted Bayesian GLMM (**MM.p.w**) model that includes elephant population estimates from each MIKE site was trialled on an experimental basis but requires further work by the CITES Secretariat to be carried out in collaboration with the TAG. The technical materials and R-code utilized from 2020 onwards can be accessed through the list of GitHub repositories provided in Annex 2

Continental PIKE trend analysis – Africa

11. The data set used for this analysis consists of 25,232 records of elephant carcasses found between 2003 and the end of 2022 at 67 MIKE sites in 31 range States in Africa, representing a total of 854 site-years.
12. The PIKE trend analysis presented in this document considers an additional 1,832 records of elephant carcasses encountered in the course of 2022, that were reported by 59 MIKE sites across 30 range States in Africa (see Figure 1).
13. In 2022, reports were received from 11 of 16 sites (68%) in central Africa; 14 of 16 sites (87%) in eastern Africa; 19 of 19 sites (100%) in southern Africa, and 15 of 18 sites (83%) in west Africa. Of the sites that reported, two in central Africa, one in southern Africa and eleven in west Africa reported zero carcasses found in 2022. Five sites were unable to report in 2022 due to various reasons, such as insecurity which prevented patrols being carried out, or insufficient capacity to collect MIKE data. Two of these sites were located in central Africa, one in eastern Africa, and two in West Africa. Of these five sites, two sites reported in 2021 - one in West Africa and one in East Africa. Both sites reported zero carcasses, one with patrol information, one without. Whether there were no carcasses reported or none detected, it does not influence the PIKE trend analysis
14. There were 1,832 reported carcasses in 2022, an increase of 506 compared to 2021. 2022 marked an unusually high total number of carcasses, ranking as the second highest after the peak of 1,880 carcasses

reported in 2012 (Figure 1B). Due to extreme drought⁵ conditions in 2022, specifically affecting two MIKE sites in Kenya, these sites had a 55% and 66% increase in total number of carcasses compared to 2021. One site saw an increase in “natural” deaths from 36% to 54% between 2021 and 2022, while the second site maintained a consistent rate of 65% “natural” deaths for both years for the same period. Other types of death (Management, Illegal, etc.) remained relative unchanged at both sites during the same period.

15. As stated in paragraph 8, the unweighted Bayesian GLMM approach (**MM.p.uw** - unweighted by elephant population estimate) is used to interpret PIKE trends.

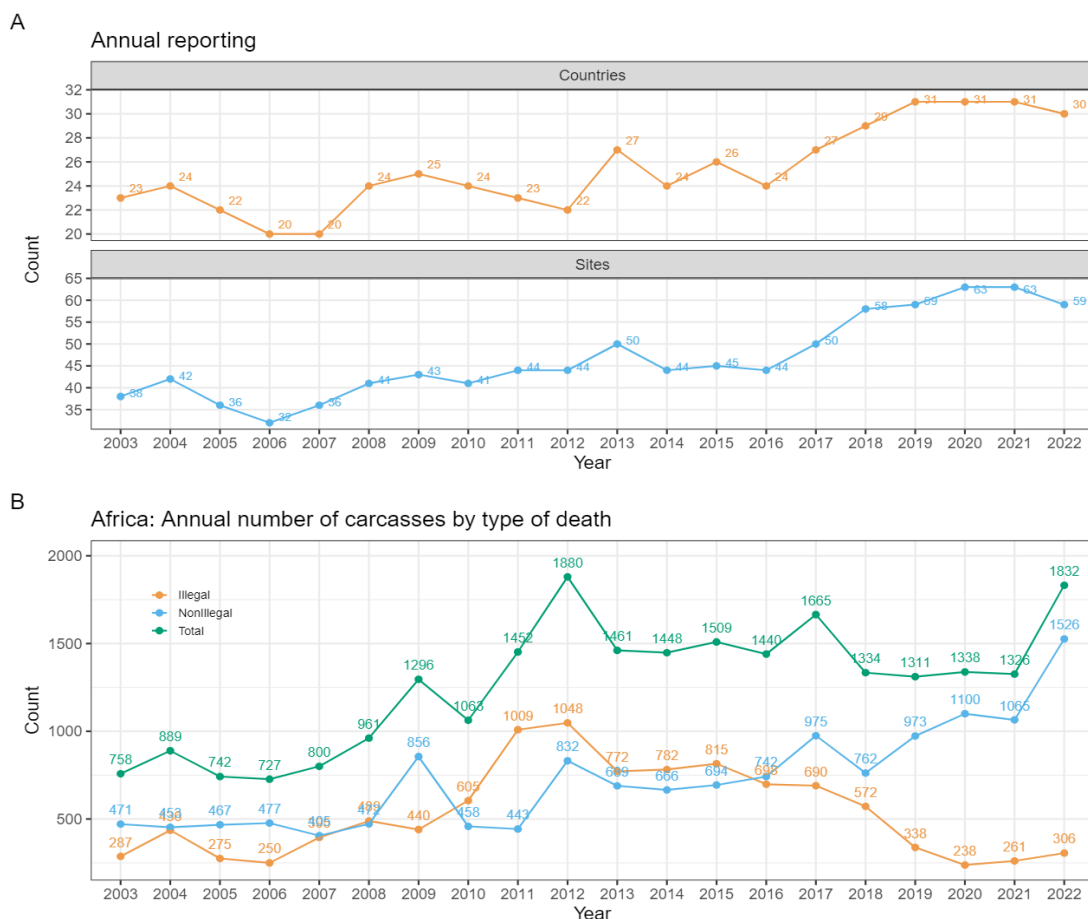


Figure 1: A. Number of countries and MIKE sites that submitted reports (2003 – 2022). In 2022, the number of sites that reported from Central, Eastern, Southern and West Africa were 11, 14, 19 and 15, respectively. B. The total number of carcasses reported irrespective of cause of death (green), the number of carcasses of elephants illegally killed (orange) and the number not illegally killed (blue) (natural deaths, management related deaths and unknown type of death) reported by year.

16. Figure 2 shows the continental PIKE estimate for Africa across years based on the unweighted Bayesian GLMM (**MM.p.uw**) analysis. The error bar or confidence/credible interval shows the level of uncertainty in the annual PIKE estimates. In Bayesian analysis, a 95 percent credible interval (CI) is an interval within which a PIKE estimate falls with a 95% probability
17. Between 2003 and 2010, the annual mean PIKE increased, reaching its highest point in 2011, and then followed a downward trend. Over the past five years, from 2018-2022, the continental PIKE trend shows a clear downward trend (for more details, refer to Annex 2 and the table containing statistical support for the downward trend). Over this period, the continental PIKE estimate went from 0.54 in 2018 to 0.33 in 2022. The PIKE estimate for 2022 represents the lowest value since 2003, with a value of 0.33 and a 95% confidence/credible interval ranging from 0.28 to 0.39.

⁵See <https://reliefweb.int/report/kenya/unicef-kenya-flash-situation-report-no-6-drought-october-2022> and <https://biz.crastr.net/kenyas-samburu-people-fight-for-survival-on-climate-change-front/>

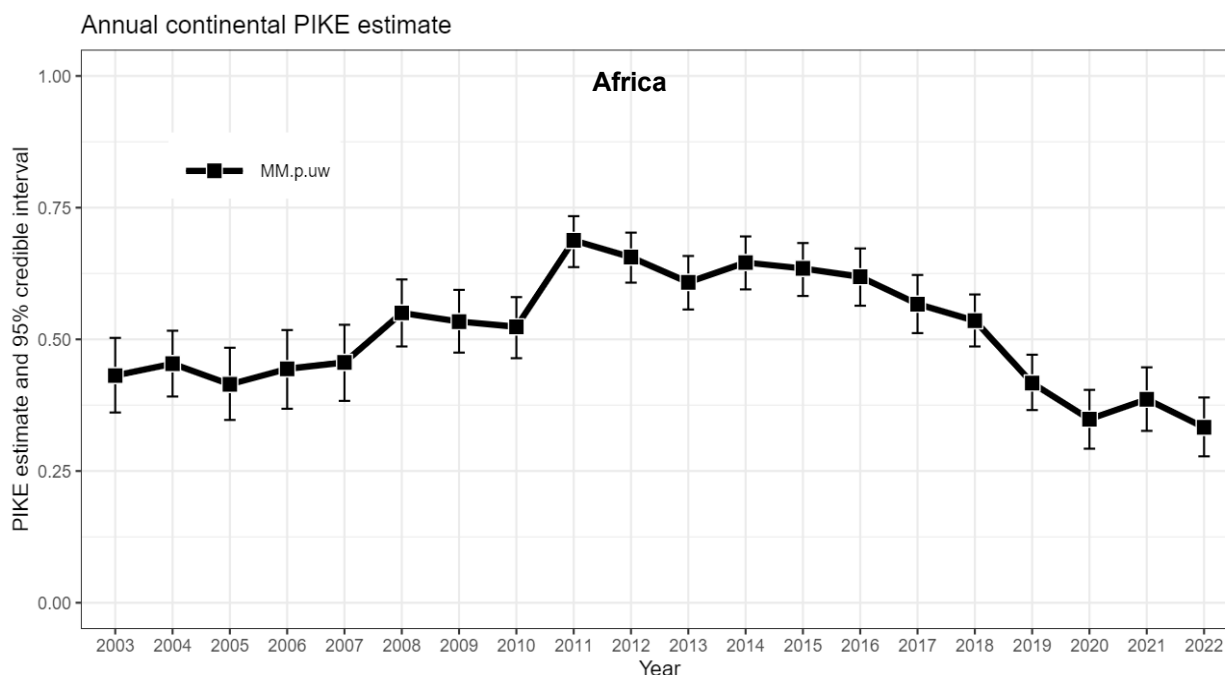


Figure 2: Continental PIKE estimates for Africa based on the unweighted Bayesian GLMM approach (**MM.p.uw**). The error bar or the confidence / credible interval (95%) shows the level of uncertainty in the annual PIKE estimates.

Subregional PIKE trends in Africa

- Figure 3 (A-D) shows the subregional PIKE estimate across years based on the unweighted Bayesian GLMM (**MM.p.uw**) approach for central, eastern, southern and west Africa. The error bar or confidence/credible interval shows the level of uncertainty in the annual PIKE estimates. Results below show that the PIKE trend differs by subregion.

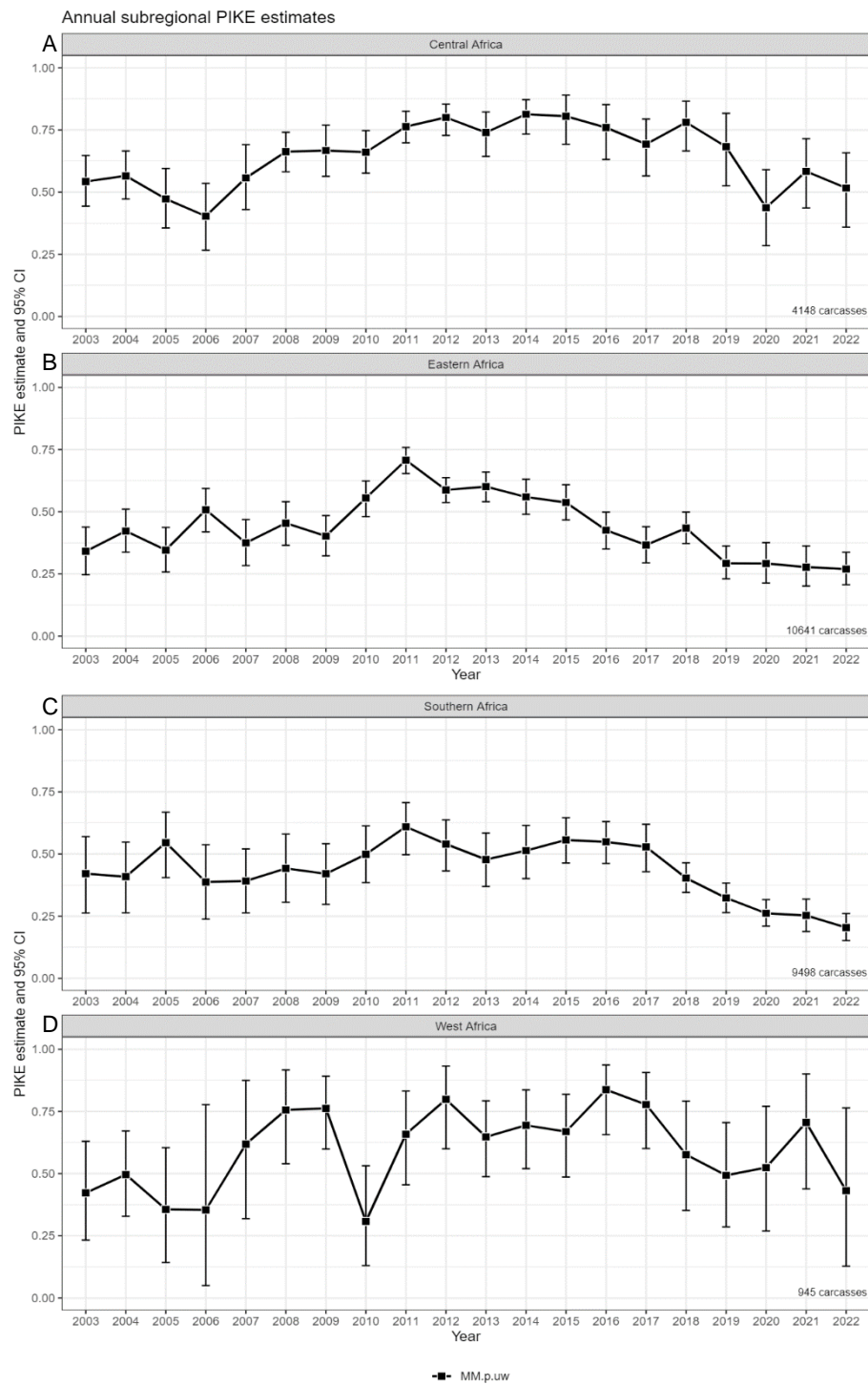


Figure 3: Subregional PIKE estimates across years based on unweighted Bayesian GLMM approach. The error bar shows the level of uncertainty in the annual PIKE estimates and represent 95% credible intervals. The total number of carcasses (2003-2022) for each subregion is shown in the bottom right corner of each graph. A – central Africa; B – eastern Africa; C – southern Africa and D – west Africa.

Central Africa

19. Figure 3-A shows the PIKE estimates for central Africa, obtained using the unweighted Bayesian GLMM approach. Based on previous analysis (refer to [CoP19 Doc. 66.5](#)), there is strong evidence that the PIKE trend increased from 2003 to 2011, followed by a period from 2011 to 2019 during which PIKE fluctuated around a value of 0.75, indicating it was relatively constant. The trend in the last five years (2018 – 2022) shows evidence of a downward trend (Table, Annex 2). The average PIKE estimate for central Africa in 2022 however remains high, with a value of 0.52 (range: 0.36 - 0.66), higher than the average 2022 continental PIKE estimate of 0.33 (range: 0.28 – 0.39).

Eastern Africa

20. Figure 3-B shows the PIKE estimates for eastern Africa. Broadly, the PIKE trend for the subregion aligns with the continental PIKE trend: an upward trend from 2003 to 2011, followed by a downward trend after 2011. In the last five years, from 2018 to 2022, there is a clear downward trend (Table, Annex 2). The unweighted PIKE estimate for eastern Africa in 2022 is 0.27 (range: 0.21 - 0.34) and falls below the 2022 average continental PIKE estimate of 0.33 (range: 0.28 – 0.39).

Southern Africa

21. Southern Africa's PIKE estimates can be seen in Figure 3-C. Throughout the period of the last five years, from 2018 to 2022, there is a clear downward trend (Table, Annex 2). Over this period, the subregional PIKE estimate went from 0.40 in 2018 to 0.20 in 2022. The unweighted PIKE estimate for southern Africa in 2022 is 0.20 (range: 0.15 - 0.26) and is below the 2022 average continental PIKE estimate of 0.33 (range: 0.28 – 0.39).

West Africa

22. Figure 3-D displays the PIKE estimates for west Africa. The subregion is typically known for having small populations of African elephants, and this, along with other factors, influences the number of carcasses found annually. In 2022, a total of 12 carcasses were reported in the region, originating from four sites, while the remaining 11 sites reported no detection of any carcasses despite patrol efforts being carried out.
23. Due to the small number of carcasses reported over a 20-year period (2002 – 2022), which amounts to a total of 945 records (Figure 3-D), inferring a subregional pattern is challenging. The limited sample size leads to increased uncertainty in PIKE estimates, resulting in wider confidence/credible intervals. A notable decrease in PIKE can be seen between 2021 and 2022, with the value decreasing from 0.71 (range: 0.44 – 0.90) in 2021 to 0.43 (range: 0.13 – 0.76) in 2022; however, it remains within the confidence/credible interval of the 2021 estimate, signifying no significant change in the PIKE estimate between the two years. Over the last five years (2018 - 2022), there is no statistical evidence to support a downward trend (Table, Annex 2). The unweighted PIKE estimate in west Africa in 2022 is 0.43 (range: 0.13 – 0.76), higher than the average continental PIKE estimate of 0.33 (range: 0.28 – 0.39).

Asia PIKE Trend Analysis

24. The data set used for Asia PIKE trend analysis consists of 4554 records of elephant carcasses found between 2003 and the end of 2022 at 30 MIKE sites in 13 range States in Asia, representing a total of 310 site-years. Approximately 94% (=4275/4554) of the carcasses are from MIKE sites in south Asia and the remaining 6% (=279/4544) from MIKE sites in southeast Asia. It should be noted that more than 70% of Asian elephants occur in south Asia. In 2022, of the 27 sites, 13 sites reported from south Asia and 14 sites from southeast Asia. Zero carcasses were reported in a total of nine sites, with one site in south Asia and eight sites in southeast Asia in 2022.



Figure 4: (A) Total number of countries and sites that submitted reports by year. (B) The total number of carcasses reported irrespective of cause of death (green), the number of carcasses of elephants illegally killed (orange) and the number not illegally killed (blue) (natural deaths, management related deaths, unknown type of death) reported by year.

25. The PIKE trend analysis presented in this document considers an additional 188 records of elephant carcasses encountered in the course of 2022, that were reported by 27 MIKE sites in Asia (Figure 4-A). The total number of carcasses reported slightly decreased between 2021 and 2022, with 197 reported in 2021 and 188 in 2022. The number of carcasses reported as illegally killed decreased from 37 in 2021 to 18 in 2022. In Asia, illegal killing of elephants is generally associated with human-elephant conflict and, in some cases, illegal killing for elephant specimens (ivory and skin) (Gosling J. 2018, Sampson et al. 2018). The detailed MIKE data does not reflect this information and the MIKE Programme continues to work with range States to ensure reporting includes details relating to the role of conflict in elephant deaths.
26. Figure 5 shows the continental PIKE estimate across years based on the unweighted Bayesian GLMM (MM.p.uw) analysis. The error bar or confidence/credible interval shows the level of uncertainty in the annual PIKE estimates. In Bayesian analysis, a 95 percent credible interval (CI) is an interval within which PIKE falls with a 95% probability. The notable change in PIKE from 0.37 (range: 0.27-0.47) in 2021 to 0.21 (range: 0.13 – 0.30) in 2022 remains within the confidence/credible interval of the 2021 estimate, indicating no significant change or difference between the two PIKE estimates. The last five-year average value for PIKE is 0.32, and for 2022, the unweighted PIKE estimate is 0.21 (range: 0.13 - 0.30).

27. For Asia, trend analysis is not reported by subregion because a disproportionately large number of records are from South Asia, as stated above. Within south Asia approximately 96% of the records (4,124 carcass records) are from MIKE sites in India, which holds the largest population of Asian elephants.

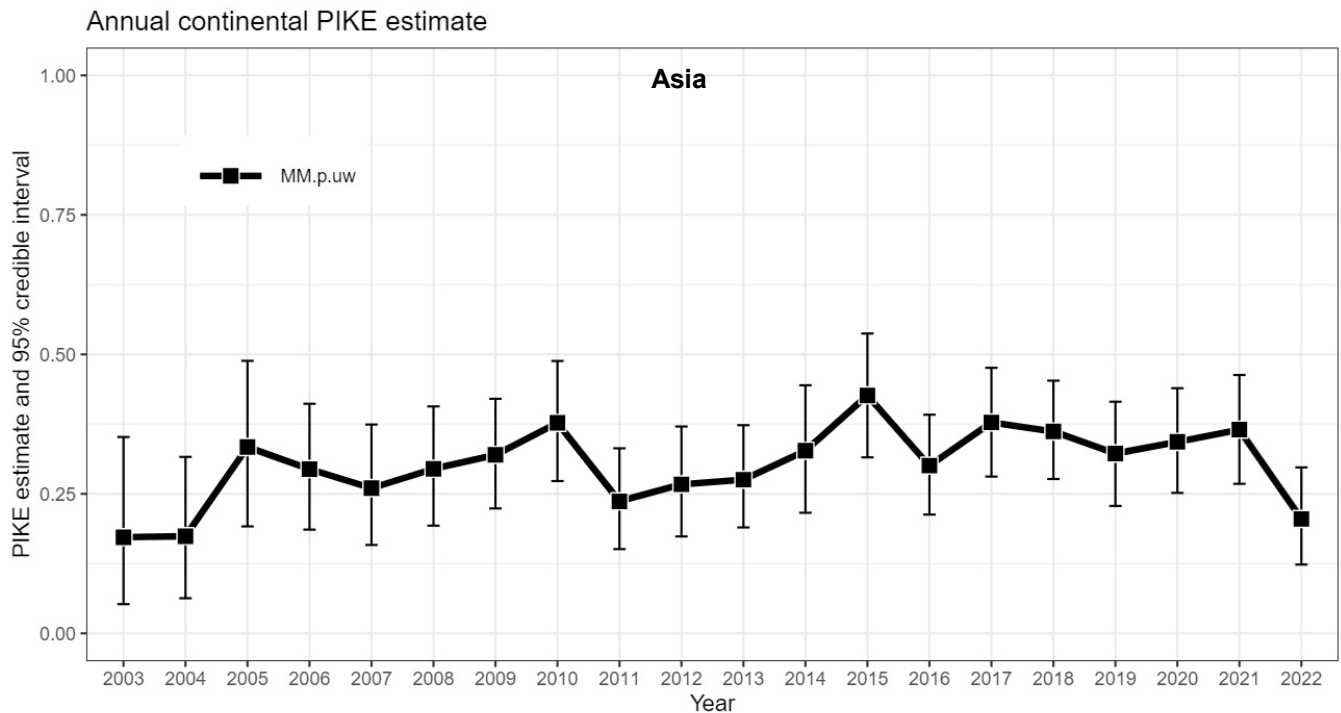


Figure 5: Continental PIKE estimates for Asia, based on the unweighted Bayesian GLMM approach (**MM.p.uw**). The error bar or the confidence / credible interval shows the level of uncertainty in the annual PIKE estimates.

References

- Gosling, J. (2018). Skinned The growing appetite for Asian elephants. Elephant Family. <https://www.elephantfamily.org/wp-content/uploads/2019/01/Elephant-Family-Skin-Report-2018.pdf>
- Sampson C, McEvoy J, Oo ZM, Chit AM, Chan AN, Tonkyn D, et al. (2018) New elephant crisis in Asia—Early warning signs from Myanmar. PLoS ONE 13(3): e0194113. <https://doi.org/10.1371/journal.pone.0194113>

Monitoring the Illegal Killing of Elephants Report – Annex 1

28. In the table below, the slope estimate (third column) represents the average annual change of PIKE from 2018 to 2022. A negative value indicates a downward trend, while a positive value suggests an upward trend. The credible interval represents the range of possible slope values with 95% certainty.
29. A linear temporal regression model with data from the posterior PIKE estimates of the last five years is used to estimate the slope and its distribution. The probability, or support, of a downward trend is derived from a distribution of slope estimates. The probability of a negative trend is the proportion of fitted slopes that are less than zero (see the technical reports in the GitHub repositories for more detail, Annex 2). A probability 99.9% or higher indicates high certainty of a downward trend, around 97% suggests a likely downward trend, while less than 95% indicates uncertainty about the trend.

Africa: Trend in PIKE in the last five years, 2018 - 2022

| Continental or Subregional Categories | Time Period (last 5 years) | Estimated Slope (annual estimate of PIKE change) (1/year) | 95% Credible Interval | Probability of Negative Trend | Level of Certainty Associated with the Reported Trend (i.e., slope) |
|---------------------------------------|----------------------------|---|-----------------------|-------------------------------|---|
| Africa | 2018-2022 | -0.043 | [-0.06, -0.027] | 99.9% | highly certain downward |
| Central Africa | 2018-2022 | -0.063 | [-0.103, -0.023] | 99.9% | highly certain downward |
| Eastern Africa | 2018-2022 | -0.034 | [-0.056, -0.014] | 99.9% | highly certain downward |
| Southern Africa | 2018-2022 | -0.047 | [-0.065, -0.029] | 99.9% | highly certain downward |
| Western Africa | 2018-2022 | -0.008 | [- 0.089, +0.08] | 56.9% | uncertain of a trend |

Monitoring the Illegal Killing of Elephants Report – Annex 2

30. The table provides web page links to technical materials and R code used for PIKE trend analysis spanning various years. It lists the methodology conducted using both the original but now outdated LSMEANS approach, and the current Bayesian GLMM method (weighted/unweighted), starting from 2020 onwards. For more in-depth information, please access the corresponding repository web page link.

| Posting Date | GitHub Repository name | Content | Repository web page link |
|--------------|--|---|---|
| Sept 2023 | CITESmike2023/GLMM-2023-unweighted-model | PIKE TREND ANALYSIS (2003-2022) USING A BAYESIAN GENERALISED LINEAR MIXED MODEL APPROACH IN R (unweighted model) | https://github.com/CITESmike2023/GLMM-2023-unweighted-model |
| June 2022 | CITESmike2020/GLMM-2022-unweighted-model | PIKE TREND ANALYSIS USING A BAYESIAN GENERALISED LINEAR MIXED MODEL APPROACH IN R (unweighted model) | https://github.com/CITESmike2020/GLMM-2022-unweighted-model |
| Nov 2021 | CITESmike2020/GLMM-2021-unweighted-model | PIKE TREND ANALYSIS USING A BAYESIAN GENERALISED LINEAR MIXED MODEL APPROACH IN R (unweighted model) | https://github.com/CITESmike2020/GLMM-2021-unweighted-model |
| Nov 2020 | CITESmike2020/MIKE-GLMM | PIKE TREND ANALYSIS USING A BAYESIAN GENERALISED LINEAR MIXED MODEL APPROACH IN R (full models: LSMEANS + GLMM (weighted & unweighted)) | https://github.com/CITESmike2020/MIKE-GLMM |
| Aug 2019 | CITES-MIKE/MIKE-LSMEANS | ORIGINAL LSMEANS CODE (DEPRECATED) | https://github.com/CITES-MIKE/MIKE-LSMEANS |

ETIS report on Illegal Trade in Elephant Specimens

31. This section has been prepared by TRAFFIC.
32. The Elephant Trade Information System, commonly known as ETIS, was established by the Conference of the Parties (CoP) to the Convention on International Trade in Endangered Species of Wild Fauna and Flora (CITES) at its 10th Meeting (Harare, 1997), and is conducted in accordance with the provisions in Resolution Conf. 10.10 (Rev. CoP19) on Trade in elephant specimens.
33. ETIS is a comprehensive and global information system whose central feature is a database holding the details of seizures or confiscations of elephant ivory and other elephant specimens reported to occur since 1989. In 2020 [ETIS Online](https://etisonline.org) (etisonline.org) was launched as an online database providing Parties with the ability to submit and review ETIS data online and to access and download data and reports relating to their country. ETIS is managed and coordinated by TRAFFIC in consultation with the MIKE-ETIS Technical Advisory Group (TAG) and in collaboration with the CITES Secretariat.
34. An external review of the ETIS programme was commissioned in 2020 by the CITES Secretariat on behalf of the Parties. Conclusions of the review were presented in [CoP19 Doc. 21](#) and included proposed amendments to Res. Conf. 10.10 (Rev. CoP19), which were broadly adopted by the Parties at CoP19 and came into force on 23 February 2023 ([Notification No. 2023/020](#)). Additionally, Annex 3 of [CoP19 Doc. 21](#) provided list of low, medium and high priority recommendations for implementation by the Secretariat, the Parties and TRAFFIC; the recommendations were adopted by the Parties in [Decisions 19.94 – 19.95](#), that direct the Secretariat to work with TRAFFIC to implement, in consultation with the MIKE-ETIS TAG where required, the high and medium priority recommendations and to report back to the Standing Committee.
35. At CoP19, Parties also adopted Decisions relating to NIAP categorization and closure of domestic ivory markets. [Decision 19.97](#) states that the CITES Secretariat shall, in consultation with the MIKE-ETIS Technical Advisory Group and TRAFFIC, develop draft criteria for the categorization of Parties based on the ETIS analysis and seizure data relating to elephant specimens submitted to TRAFFIC, and submit the draft criteria to the 78th meeting of the Standing Committee for consideration. [Decisions 19.99 – 19.100](#) direct the CITES Secretariat to engage TRAFFIC and the MIKE-ETIS TAG to explore, and if feasible carry, an analysis of ETIS ivory seizures data connected to each Party with a legal domestic market for commercial trade in ivory, and to report on the progress to the 77th meeting of the Standing Committee.
36. This report provides updates on ETIS data collected to date, and on TRAFFIC's implementation of analyses relating to [Decision 19.94](#) on the *Implementation of the priority recommendations from the review of the ETIS programme* (Annex 3 CoP19 Doc. 21) and [Decision 19.99](#) on *Ivory seizures and domestic ivory markets*. As part of the implementation of review recommendations and following amendments to [Res. Conf. 10.10 \(Rev. CoP19\)](#), [Notification No. 2023/082](#) requested Parties on 13 July 2023 to review and validate 2022 as well as earlier years' ETIS records. This validation process was still open at the time of this report's preparation, and this precluded TRAFFIC from conducting an updated annual trend analysis of illegal ivory trade for this SC77 report. Instead, presented are summaries of the 2022 ETIS data collected based on data downloaded from ETIS Online on 27 July 2023, as well as details of the implementation of the ETIS data validation process to date.

ETIS DATA

Data collection and validation

37. In terms of paragraph 4 in Annex 1 of [Resolution Conf. 10.10 \(Rev. CoP19\)](#) "All Parties, through their CITES Management Authorities, following liaisons with appropriate law enforcement agencies, should provide information on seizures and confiscations of ivory or other elephant specimens in the prescribed formats, either to the Secretariat or directly to TRAFFIC within 90 days of their occurrence or by 31 March each year for the submission of data covering seizures in the preceding year." Paragraph 2 of Annex 1 further clarifies that seizure data collected are "Irrespective of whether the seizure was made at an international border, or at domestic level for example during the search of a private or business property or during inspections at domestic markets."

38. For 2022, 31 Parties reported seizure data and 20 Parties reported they made no seizures of elephant specimens⁶. Reporting by the Parties decreased in 2022 ($n = 51$ Parties⁶) compared to 2021 ($n = 65$) which could be attributed to the fact that [Notification 2023/023](#) calling for ETIS data collection was published on 3 March 2023 after the amendments from CoP19 came into force. Given that the annual due date for ETIS data submission is 31 March, Parties may have had less time to prepare and submit ETIS data in this post-CoP year. TRAFFIC sought to increase reporting with outreach, which included the joint publication with the CITES Secretariat of the first annual ETIS newsletter in the three languages of the Convention on 20 March 2023. Parties' response to the outreach was positive, with added registrations to ETIS Online and reporting to ETIS following the publication of the newsletter.
39. On 13 April 2023 ETIS received 402 records spanning 2020 – 2021 from WCO as part of an annual data exchange. Of these 402 records, 150 consisted of new records of seizures that were not yet reported to ETIS by the Parties and were added to the database.
40. With the enhanced data collection efforts, a total of 261 new seizure records were added to the database for 2021, representing a 23% increase on the last total of 1,148 seizures previously reported for 2021 ([CoP19 Inf. 33](#)). A total of 1,066 new seizure records were added to the database for 2022; the majority of records ($n = 912$ or 86%) were submitted by Management Authorities (MAs), or their authorized data providers. Nearly half (48%; $n = 422$ out of 912) of the seizures reported by the Parties were submitted using the ETIS Online website⁷.
41. The remaining 14% ($n = 154$) of 2022 seizure records were collected by TRAFFIC from the following non-MA sources (based on classification defined in paragraph 56 of this report and in [CoP19 Inf. 40](#)): Nat'l governments ($n = 7$), NGOs including TRAFFIC and EAGLE network ($n = 60$), other open source news articles ($n = 87$). It is noted that while the non-MA source designation represents the channels of communication in reporting the seizures to ETIS, the seizures have been reportedly made by the Parties' national authorities, e.g., customs, police, or wildlife agencies. It is further noted that if a seizure was reported both by MA and non-MA sources, it is considered as MA-reported in the ETIS database and analyses. During the ongoing validation process described below, more than half ($n = 82$) of the 154 non-MA reported records for 2022 have been validated by the MAs of the Parties that were reported to have made the seizure, and the remaining 72 seizures received no inquiries and will be included in ETIS analyses⁸.
42. Following the data collection, the CITES Secretariat published [Notification No. 2023/082](#) on 13 July 2023, requesting the Parties to validate their ETIS data by 3 August 2023. Notification No. 2023/082 provided guidance on how to submit inquiries on ETIS Online and invited Parties to contact ETIS to request data files if online access is not available. ETIS received one request for offline data that resulted in 121 inquiries; and one verbally communicated inquiry by contacting ETIS; all other record approvals and inquiries were submitted on ETIS Online.
43. At the time of the writing of this report the verification process had resulted in the following:
 - One Party reviewed records that were not pending validation, i.e., records that were already included in the ETIS database and dated back to 1989. The Party responded to ETIS via email with a list of 267 approved records and submitted inquiries on an additional 28 dating back to 1989⁹. These inquiries were received after the Party requested an extension and are therefore still pending.
 - One Party that received an offline file of their ETIS data during the validation processing period and subsequently submitted inquiries on 121 seizures on 22 August 2023. Hence, these inquiries are also still pending during the finalization of this report.

⁶ During the preparation of this report one additional Party submitted 2022 data bringing the total of Parties submitted 2022 data to 32 and the total Parties reporting to ETIS to 52. Given the late submission, these additional seizure records were not included in the tallies provided in this report.

⁷ To facilitate data submission, TRAFFIC published a training video to aid the Parties in the submission process of seizure records. It is noted that, ETIS Online continued to see an increase in user registration, which currently total 119 registered, Management Authority-approved, users that represent 68 Parties or territories and one non-Party.

⁸ As stated in Annex 1 of Res. Conf. 10.10 (Rev. CoP19): "TRAFFIC will include seizure data relating to their country in the analysis unless the Party indicates through ETIS Online or within the timeframe as specified in the Notification that the data should not be included."

⁹ Of the 28 records, one seizure was made in 2017 within the data range of current ETIS analyses; the rest were of seizures made in 2004 or earlier which are not included in current ETIS analyses.

- Three Parties approved 254 non-MA submitted seizure records from multiple years that were in review status for inclusion in ETIS analyses.
- An additional 490 seizures reported for the years 2016 – 2023 and collected from other sources (referred to as “non-MA sources”) received no response and will be included in ETIS analyses⁸[Error! Bookmark not defined.](#); those seizures consisted of 270 records extracted from CITES sources ([SC75 Doc. 74 A7](#) and [SC75 Doc. 74 A11](#)), 114 records from the data exchange with WCO, 37 records collected from NGO sources, and 69 from other open sources including news articles. It is noted that for some of these non-MA sourced records, an official government agency was the source of the data (e.g., customs agency reporting to WCO, or Parties reporting to CITES as part of the NIAP report), however the channels of communication by which ETIS collect the data were defined as non-MA sources.
- Including the 28 inquiries referenced above, a total of 61 inquiries were submitted by 12 Parties on seizures that were reportedly made between 1989 to 2023. Inquiries related to ETIS data collected from non-MA sources (n = 39) included requests for general additional information including on sources (n = 29) or the suspect (n = 4); identification of duplicates (n = 4); providing information on forensic investigation, where the seized specimens were not elephant ivory (n = 1; WCO-reported record); or amending the seizure date (n = 1; WCO-reported record). Inquiries related to MA-reported data (n = 22) included deletion by the reporting Parties after forensic examination determined the specimens were not elephant ivory (n = 1); identifying self-reported duplicates (n = 1); or providing other additional information (n = 5). The remaining 15 inquiries on MA-reported data were made by implicated Parties asking for additional information on suspect nationalities or evidence for the reported trade chain that implicated the Party.

44. ETIS is waiting for response from the inquiring Party on 3 records where additional information was provided as requested. Of the submitted inquiries directed at other Parties, only cases where ETIS staff¹⁰ was involved were resolved; otherwise, ETIS was not aware of any responses made by the reporting Party to the implicated Party that submitted the inquiry. It is noted that records with any inquiries that are pending a resolution are not incorporated into analyses.

Overview of seizure data

45. As of 27 July 2023, there were 35,236 records in ETIS from 1989-2022, of which 32,180 represented ivory seizures and confiscations (hereafter referred to as seizures or records for brevity; Figure 1). Of the ivory seizures, about half of the records (51%) reported to ETIS included both the number of pieces and weight of raw or worked ivory. As detailed in the methodology presented in Annex 1c of [SC74 Doc. 68](#), in cases where only the number of ivory pieces but not its weight was reported, missing weights were estimated from the reported number of pieces, and for reported or estimated worked ivory, Raw Ivory Equivalent (RIE) weights were calculated to account for wastage. Hence collectively and hereafter in this report for brevity, weight seized refers to the total ivory weight from the reported data, the estimated weights for records with number of pieces but no weight, and the RIE weights for both reported or estimated worked ivory seizures weights.
46. Reported data for number of seizures and weight seized are summarized in Figure 1, but should not be interpreted as a trend, nor are they suggestive of absolute quantities of ivory seized over time, because of inherent bias in the seizure data stemming from variable seizure and reporting rates that are likely not similar for a given country between years, or for a given year between countries. That noted, there were fewer seizures reported for 2022 (n = 1,066) compared to those reported for 2021 (n = 1,409) and the overall reported weight seized also decreased from a total of 16.8 tonnes in 2021 to a total of 12.2 tonnes in 2022 (Figure 1).

¹⁰ ETIS staff refers to TRAFFIC personnel dedicated to working on ETIS.

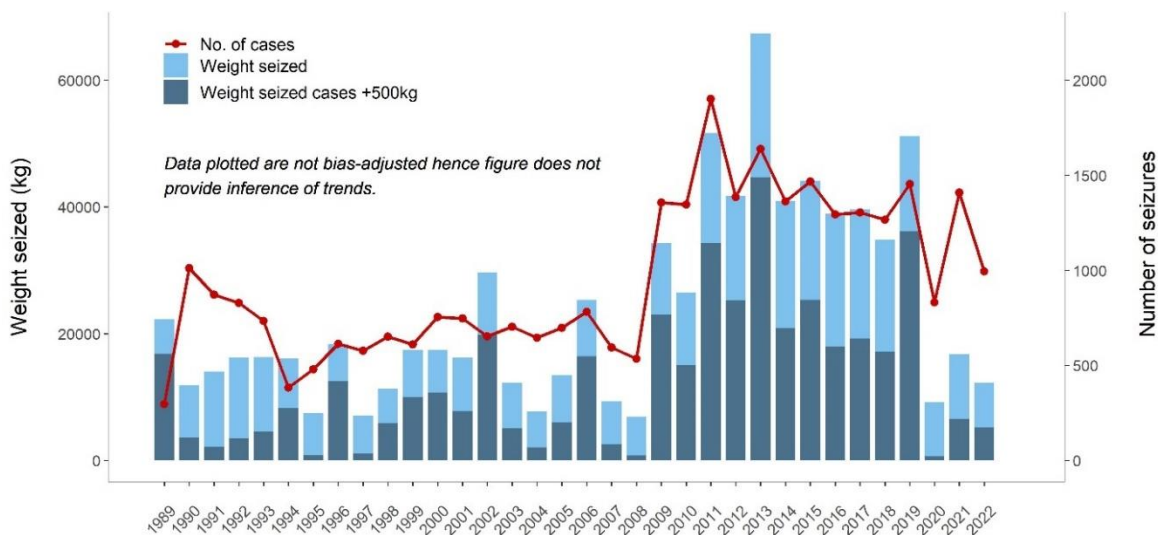


Figure 1: Number of ivory seizure cases reported and weight seized by year from 1989 – 2022. Summaries are based on data downloaded from the ETIS database on 27 July 2023. Number of seizures includes seizures and confiscation reported to ETIS. Weight seized refers to the total ivory weight from the reported data, the estimated weights for records with number of pieces but no weight¹¹, and the Raw Ivory Equivalent (RIE) weights for both reported or estimated worked ivory seizures weights (based on methods described in Annex 1c of [SC74 Doc. 68](#)).

47. The number of reported large seizures with seized weight greater than 100 kg also decreased (Figure 2). The largest seizure made in 2022 was reported by Malaysia, where authorities seized 4.2 tonnes of illegal ivory that was shipped as sea freight along with other wildlife contraband including rhino horns and pangolin scales; the shipment exported from Mozambique and transited through the Comoro Islands and the United Arab Emirates before reaching Malaysia where it was seized¹². An additional notable seizure of almost 1 tonne of ivory was made by Mozambique in-country in 2022. Other large seizures reported for 2022 ($n = 6$) had seized weight of approximately 200 kg or less (Figure 2). While data suggest that the number of large seizures reported to ETIS, and their cumulative weight seized as depicted in Figure 1, are lower than the period before the COVID pandemic, seizures of large illegal consignments of several tonnes are reported in 2021 and 2022, which may indicate that organized criminal activity in illegal ivory trade is still evident post-COVID pandemic.

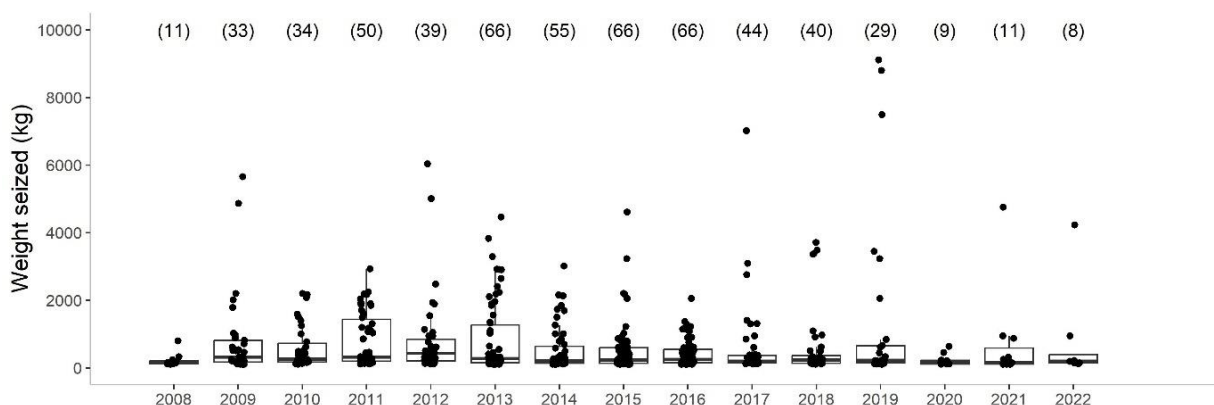


Figure 2. Distributions of ivory seizure weights for large seizures totalling 100 kg or more. Boxplots represent 50% of the data centered around the median (horizontal line), and dots represent individual ETIS data records that were used to construct each boxplot for each respective year. Numbers in parentheses are the number of seizures for confiscations reported to ETIS for the given year, where the seized weight was greater than or equal to 100 kg. Weight seized refers to the

¹¹ The methodologies used to derive data summaries and modelling results are as published in [CoP Doc. 66.6](#) and [SC74 Doc. 68](#).

¹² Sources: <https://www.thestar.com.my/news/nation/2022/07/18/customs-seizes-six-tonnes-of-raw-ivory-biggest-bust-so-far-in-its-history>; <https://edition.cnn.com/2022/07/18/asia/malaysia-seized-trafficked-animal-parts-intl-hnk/index.html>; total seized weight and trade route was updated by Malaysia's Management Authorities.

total ivory weight from the reported data, the estimated weights for records with number of pieces but no weight, and the Raw Ivory Equivalent (RIE) weights for both reported or estimated worked ivory seizures weights (based on methods described in Annex 1c). Summaries are based on data downloaded from the ETIS database on 27 July 2023.

IMPLEMENTATION OF THE PRIORITY RECOMMENDATIONS FROM THE REVIEW OF THE ETIS PROGRAMME

48. Twelve high and medium priority recommendations from the ETIS review were directed solely or jointly at TRAFFIC (Annex 3 of [CoP19 Doc. 21](#)). These include items related to data validation and confirmation process (# 5, # 8), examination of appropriateness of data elements (#19, #28), modelling development (# 24, # 25), integrated analysis with external sources of data, e.g., MIKE or stockpile data (# 27, # 31, # 32), ETIS Online procedures (# 22), administrative matters to publish an external Standard Operating Procedures (# 7) and fundraising for the sustainability of the ETIS programme (# 18).
49. Below are progress reports on items # 5, # 8, # 18, # 19, and # 24 which have been completed or partially completed (more details below). It is noted that in terms of review recommendation # 4, which was listed as ongoing, TRAFFIC always maintains objectivity and closely coordinates with the CITES Secretariat on ETIS external communications e.g., the ETIS newsletter that was published jointly with the CITES Secretariat.

ETIS data validation

50. As referenced above, the informal process of data validation practiced by TRAFFIC in previous years was carried out considering the amendments of Res. Conf. 10.10 (Rev. CoP19) and the publication of [Notification No. 2023/082](#). In the new Notification, Parties were requested to review and validate records of seizures relating to their country consisting of: 1) seizures collected by ETIS staff from non-Management Authority (MA) sources that were reported to be made in country (*To Review Records* on ETIS Online), and 2) seizures that were reported by the MA of another country or collected by ETIS staff from non-MA sources, and that implicated the Party in connection to the trade chain or by involvement of a person who is a national of the Party (referred to as *Implicated Records* on ETIS Online).
51. As part of the ETIS data validation process, Parties were asked to submit any inquiries relating to records for any previous years within three weeks of notification. If no response is received, TRAFFIC will assume the data are validated and incorporate them into analyses. Details on the response to the Notification and submitted inquiries to date are provided in paragraphs 43 - 44 above and are not repeated in this section. Here, progress is reported on the work required to facilitate the validation process, including the development of new data workflow for confirmation and validation of ETIS data (review recommendation # 5 in Annex 3 of CoP19 Doc. 21), and its implementation into ETIS Online (recommendation # 8).
52. Recommendation # 5 called to define a clear process (system + workflow) for confirmation and validation of Parties that are implicated in the trade chain respectively. As previously published in [CoP19 Inf 40](#), there are two streams of data entry to ETIS Online (Figure A1, Annex 1): a pathway for MA submitted seizures (Figure A2, Annex 1), and a pathway for non-MA submitted seizures (Figure A3, Annex 1). Detailed description of each pathway of the workflow are provided in Annex 1, including how the different record status relate to the records as they appear on ETIS Online. Along with the publication of Notification 2023/082, this completes the delivery of recommendation # 5.
53. In line with review recommendation # 8, TRAFFIC implemented the data system workflow described in Annex 1 into ETIS Online, including the described auto notification when inquiries are submitted. Implementation required a status change for all ETIS records to comply with the new data flows, and TRAFFIC conducted the required changes as well as tested to ensure the auto notification system is working properly. This was done in consultation with the CITES Secretariat. The remaining task to fully address review recommendations # 8 requires the implementation of an auto-notification for when an implicating record is uploaded on ETIS online, should a Party choose to opt-in for such notifications; this feature is scheduled for next phase of enhancements to ETIS Online.
54. In summary, it is evident from the implementation of recommendation # 5 and # 8, and the first validation process following the publication of Notification 2023/08 as described above, that the resulting validation and conformation system enhances ETIS Online, provides full transparency for the Parties, and promotes bilateral and inter-agency law enforcement collaboration and exchange of information to better understand illegal ivory trade activities.

Appropriateness of ETIS data

55. Review recommendation # 19 suggested determining the appropriateness of all data elements stored in ETIS, a recommendation that was partially addressed with the publication of [CoP19 Inf. 40](#) and the exploration of the extent of MA and non-MA data in the ETIS database. Linked to recommendation # 19, review recommendation # 28 calls to explore the impact of removing lower source grades B and C data, which consist of non-MA data, from trend analyses. To address review recommendations # 19 and # 28, data summaries presented in CoP19 Inf. 40 are updated here and are expanded to each Party for full transparency. Furthermore, a modeling analysis is conducted whereby non-MA data are excluded to assess impacts on modeling results.
56. Appropriateness of ETIS data was determined using the definition of ETIS described in detail in [CoP19 Inf. 40](#). In general, ETIS data consist of either MA, or non-MA, submitted data. MA submitted data are submitted to ETIS by the Party's MA, or their authorized data providers (e.g., registered users on ETIS Online from another agency, or data submission via EU-TWIX); data are submitted during ongoing ETIS data-collection efforts, by uploading them on ETIS Online, or by providing them via email or other correspondence. Non-MA submitted data are collected by ETIS staff¹⁰ from non-MA sources as follows (names in bold correspond to the non-MA source as referred to hereafter for brevity):
- **WCO** database of officially reported seizures by custom authorities (based on a data sharing agreement);
 - Online press releases, reports or other publications by the **CITES** Secretariat,
 - Intergovernmental organizations (**Inter-gov.** e.g., UNODC, INTERPOL),
 - National and local government agencies (**Nat'l gov.** e.g., customs, police);
 - non-governmental organization including TRAFFIC (**NGOs** e.g., WWF and EAGLE Network);
 - peer-reviewed publications (**Peer-review**); and
 - other general open sources such as news articles (**Other OS**).

As noted in paragraph 41, these non-MA reporting categories represent the channels of communication in reporting the seizures to ETIS, but the seizures themselves were implemented by the Parties' national authorities.

57. Here, the analyses conducted for CoP19 Inf. 40 are updated with the latest ETIS data to provide: 1) the proportion of reported ETIS data from MA and non-MA sources from 2008 – 2022 (Table 1), and 2) summaries of the number of seizures from each non-MA source as defined in paragraph 56 (Table 2). Following consultation with the MIKE-ETIS TAG, data summaries- are also presented for each Party in Annex 2. For brevity, data are presented graphically for non-MA sources, but can be derived for MA sources; e.g., if extent of non-MA data is reported as 15 %, it can be assumed that MA-reported data consisted 85 % of the country's or territory's data from 2008 – 2022.
58. The majority of 2008 – 2022 ETIS data are, on average, largely sourced from CITES MAs (88%; based on updated data presented in Table 1). There is great variation across time (Table 2) and across Parties (Annex 2) in the extent of non-MA data from the various sources. For some Parties, including NIAP Parties, the only source of information on illegal ivory trade seized in country are collected into ETIS from non-MA sources. Based on the distributions provided in Annex 2, notable sources of non-MA data include WCO, Nat'l gov open sources, NGOs, and other open sources. As indicated in previous NIAP reports (e.g., [SC75 Doc. 7.4 A6](#)), NGOs may play a supportive role in-country to local law enforcement efforts, including in reporting, or they are able to translate report from native languages (e.g., Chinese, or French) for input into the ETIS database.

Table 1. ETIS data summaries by MA source from 2008 – 2022. Data were downloaded on 27 July 2023 and include 21,268 records with a status warranting inclusion in the analyses (including non-ivory seizures). Yearly tallies for MA sources (MA-reported) include records submitted by an MA authorized sources as well as those obtained from EU-TWIX with permission from the CITES MA. Yearly tallies for non-MA sources include records that were only reported by non-MA sources (as opposed to those reported by both MA and non-MA sources and presented as % overlap in Table 2).

| | 2008 | 2009 | 2010 | 2011 | 2012 | 2013 | 2014 | 2015 | 2016 | 2017 | 2018 | 2019 | 2020 | 2021 | 2022 |
|-----------------|------|-------|-------|-------|-------|-------|-------|-------|-------|-------|-------|-------|------|-------|-------|
| MA-reported | 666 | 1,493 | 1,390 | 1,977 | 1,372 | 1,520 | 1,270 | 1,361 | 1,221 | 1,146 | 1,110 | 1,335 | 749 | 1,264 | 965 |
| Non-MA reported | 71 | 80 | 106 | 88 | 135 | 246 | 175 | 198 | 181 | 238 | 235 | 244 | 138 | 230 | 82 |
| Total Seizures | 737 | 1,573 | 1,496 | 2,065 | 1,507 | 1,766 | 1,445 | 1,559 | 1,402 | 1,384 | 1,345 | 1,579 | 887 | 1,494 | 1,047 |
| % MA-reported | 90 | 95 | 93 | 96 | 91 | 86 | 88 | 87 | 87 | 83 | 83 | 85 | 84 | 85 | 92 |

Table 2. ETIS data summaries for non-MA reported data from 2008 – 2022. Data were downloaded on 27 July 2023 and include 21,268 records with a status warranting inclusion in the analyses (including non-ivory seizures). For each source: *Total* is the total count of seizures in ETIS that are attributed to the source; *% MA-overlap* is the percent overlap calculated as a subset of the seizures reported by that source that were also reported by MAs divided by total seizures that reported that source. It is noted that some seizures might have multiple sources and may be counted more than once therefore totals may exceed the Non-MA tallies from Table 1.

| | WCO | | CITES | | Inter-gov. | | Nat'l gov. | | NGOs | | Peer-review | | Other OS | |
|------|-------|--------------|-------|--------------|------------|--------------|------------|--------------|-------|--------------|-------------|--------------|----------|--------------|
| | Total | % MA-overlap | Total | % MA-overlap | Total | % MA-overlap | Total | % MA-overlap | Total | % MA-overlap | Total | % MA-overlap | Total | % MA-overlap |
| 2008 | 48 | 2 | 5 | 80 | 0 | - | 0 | - | 10 | 10 | 0 | - | 21 | 19 |
| 2009 | 44 | 9 | 0 | - | 0 | - | 1 | 20 | 9 | 22 | 2 | 50 | 34 | 15 |
| 2010 | 39 | 5 | 9 | 44 | 0 | - | 1 | 25 | 27 | 7 | 2 | 100 | 41 | 10 |
| 2011 | 49 | 31 | 3 | 0 | 1 | 100 | 0 | 0 | 26 | 8 | 1 | 100 | 38 | 32 |
| 2012 | 56 | 7 | 14 | 14 | 0 | - | 0 | 0 | 43 | 7 | 4 | 25 | 47 | 21 |
| 2013 | 141 | 9 | 13 | 46 | 4 | 25 | 1 | 50 | 66 | 35 | 7 | 100 | 113 | 28 |
| 2014 | 34 | 3 | 17 | 65 | 0 | - | 3 | 25 | 97 | 28 | 6 | 100 | 139 | 37 |
| 2015 | 92 | 20 | 5 | 40 | 0 | - | 0 | 0 | 70 | 23 | 2 | 50 | 98 | 29 |
| 2016 | 40 | 35 | 2 | 0 | 1 | 100 | 20 | 74 | 116 | 15 | 2 | 50 | 151 | 38 |
| 2017 | 32 | 19 | 7 | 29 | 2 | 0 | 16 | 76 | 158 | 30 | 2 | 100 | 235 | 37 |
| 2018 | 29 | 24 | 65 | 2 | 0 | - | 6 | 67 | 94 | 6 | 0 | - | 173 | 19 |
| 2019 | 14 | 50 | 52 | 0 | 0 | - | 2 | 29 | 132 | 2 | 0 | - | 241 | 20 |
| 2020 | 15 | 0 | 0 | - | 0 | - | 0 | 0 | 61 | 2 | 0 | - | 118 | 3 |
| 2021 | 20 | 0 | 0 | - | 1 | 0 | 3 | 14 | 84 | 2 | 0 | - | 150 | 9 |
| 2022 | 0 | - | 0 | - | 0 | - | 0 | - | 69 | 4 | 0 | - | 90 | 4 |

59. In line with review recommendation # 28, to further explore the impacts of inclusion of non-MA data on the trend analyses results provided to the Parties in ETIS report, trend analyses were conducted whereby all non-MA data were excluded. To ensure results are comparable to previous published trend analyses all modelling methodologies were kept similar to those producing the last published ETIS trend analyses for CoP19 ([CoP19 Doc. 66.6](#)). The data included were the same as those used to produce the most recent trend analyses published in [CoP19 Inf. 33](#), with 18,244 ETIS data records spanning 2008 – 2021 for 69 Parties based on data downloaded on 5 October 2022.

60. Figure 3 depicts the transaction index (TI) resulting from the modelling of ETIS data including (grey line) and excluding (black line) data collected from non-MA sources. The loss of information, i.e., smaller TI values, is notable for all ivory type and weight classes, as well as the composite TI. However, loss is most notable for TIs of raw ivory of small and medium weight classes, which have large number of non-MA data (Annex 2). This changed the dynamics of the resulting illegal ivory trade trends with an increasing, rather than decreasing, trend for TI of small raw ivory, and a much less pronounced decreasing trend in recent years for TI of medium raw ivory. It is noted that at times small and medium raw ivory seizures are associated with African elephant range countries that also had considerably larger proportion of non-MA sourced data in the ETIS data informing analyses (as also depicted in Annex 2), hence this loss of information is in line with the extent of non-MA data reported.
61. In consultation with the MIKE-ETIS TAG on 10 August 2023, it was determined that further exploration of the smoothing effects of the trend models on the pronounced differences between the models that include and exclude non-MA data should be explored. In the interim it was recommended by the TAG to report the results of the implementation of recommendation # 28 on modelling exploration of the impact of removing non-MA data from trend analyses, while also presenting the input data for the models (Annex 2 of this report). Examination of the MA-reported data for each ivory type and weight classes presented in Annex 2, while factoring-in a smoothing effect, conforms to the respective plots depicted by the black trend lines in Figure 3 (i.e., models based only on MA-reported data).

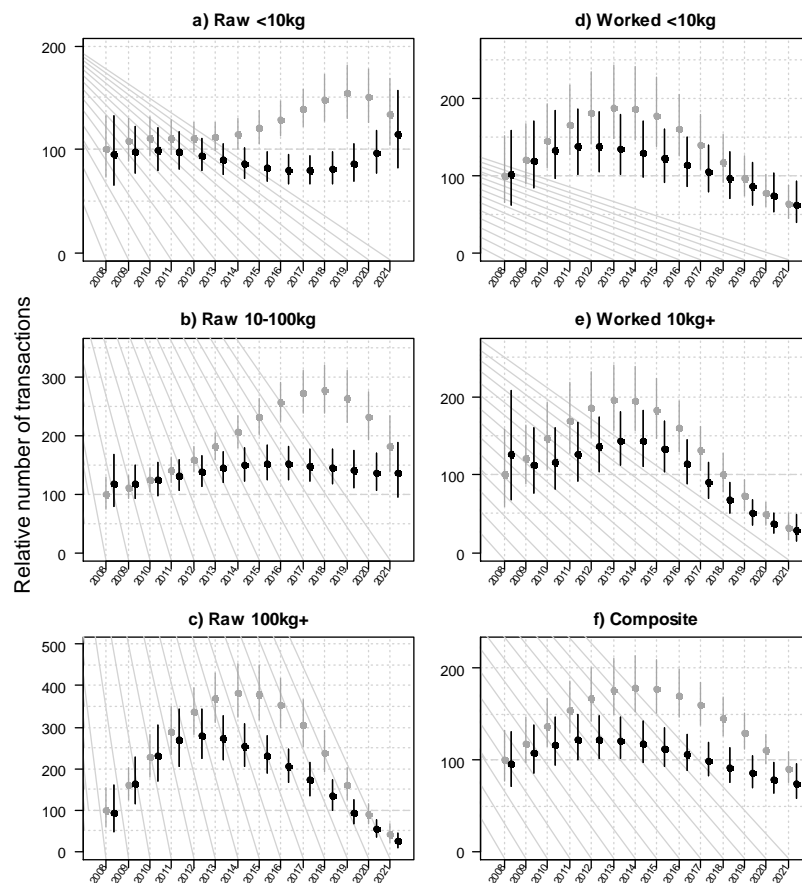


Figure 3. Transaction index for models with and without non-Management Authority data. Transaction index estimates for (a) small (<10 kg), (b) medium (10-100 kg), and (c) large (≥ 100 kg) raw ivory classes; (d) small (<10 kg), and (e) large (≥ 10 kg) worked ivory classes; and (f) the composite across all ivory types and weight classes. Mean estimates (bold dot) are shown with 95% credible intervals for models with all ETIS data published in [CoP19 Inf. 33](#) and downloaded on 5 October 2022 (grey) and the results of the models without ETIS data sourced from non-MA sources (black). Models are based on ETIS data downloaded from the database on 5 October 2022 and methodologies are similar to those published in CoP19.

62. The detailed analyses on data sources by Party and the modelling results excluding non-MA data suggest that non-MA data are the only source of information for 18 Parties (Annex 2), including one Party engaged in the NIAP process. Removing such data from the trend analyses can result in the loss of, at times,

substantial information, changing the trend dynamics presented to CITES Parties. Lack of reporting by some Parties may be indicative of the need to increase in-country capacity to engage with ETIS and submit seizure data regularly in line with Res. Conf. 10.10. (Rev. CoP19). Parties with large proportion of non-MA data informing their ETIS analyses could increase their engagement with ETIS to regularly submit their seizure data and to validate existing and future non-MA data with the validation and confirmation process explained in previous section of this report. By doing so, Parties can ensure that the most representative data are used for the analyses informing CITES decision-making, and TRAFFIC is available to provide Parties with any training required to utilise ETIS effectively.

Modelling development

63. Review recommendation # 24 called for the testing of other covariates that could feature as independent country-specific variables for bias adjustment or as explanatory factors in understanding ETIS results. As a first step in this report, improvements are explored for the covariate informing the ETIS reporting bias adjustments as detailed in Annex 1c of SC74 Doc. 68 and in Underwood et al. 2013. Addressing the ETIS reporting covariate was especially pertinent given that the launch of ETIS Online changed the dynamics of data collection processes, thus outdated the data collection definitions used in construction of the covariate. Below are descriptions of the derivation of old and the newly proposed ETIS reporting covariates, as well as a modelling analysis comparing the old and new approaches. For the modelling comparisons, the same methodologies published in ETIS reports to CoP19 (CoP19 Doc. 66.6) were used with the most recent ETIS data as described in the *Appropriateness of ETIS data* section above.

64. Previous methodology of deriving the ETIS reporting covariate included defining the collection method for each seizure as follows:

- *Targeted* - Acquisition of data through ETIS interventions involving active, direct primary data collection exercises in a country.
- *Prompted* - Acquisition of data through ETIS intervention before a CITES event, e.g. COPs and Standing Committee meetings, as well as through other contacts with government authorities e.g. African and Asian Elephant Range State meetings and trainings, persistent follow-up letters, calls on incomplete information and provision of ETIS country reports.
- *Passive* – Acquisition of data without any intervention or solicitation from a third party, e.g. NGOs working in conservation, newspaper articles, and internet alerts on key subject matter, etc.

The ETIS reporting covariate was then constructed using the proportion of seizures with *Targeted*, *Prompted* and *Passive* data collection as follows (hereafter referred to as old covariate): $(Targeted + Prompted) / (Targeted + Prompted + Passive)^{13}$. Parties with higher proportion of *Targeted* and *Prompted* data elements, and therefore higher values of the ETIS reporting covariate, received less bias-adjustment in the model.

65. Following COVID-19 and with the launch of ETIS Online, the above data collection definitions became outdated. ETIS staff did not travel to collect data as part of in-country *Targeted* efforts, and several Parties began submitting their data passively on ETIS Online, thereby *Passive* no longer reflect only third Party (non-MA) data collection efforts. Additionally, seizure data reported as part of NIAP reporting requirements, often years after the seizures occurred, received a *Prompted* score even though the reporting occurred with a substantial time lag and was not directed at ETIS. Therefore, the older definitions of data collection as part of the ETIS reporting covariate were not adequately capturing the current data collection process.

65. In an effort to address these challenges and improve on the ETIS reporting covariate, TRAFFIC is proposing a new ETIS reporting covariate that better reflects the pathways of data collection (as defined in response to review recommendation # 5 described above). The new proposed reporting covariate is constructed using a ratio of the total number of seizures reported from MA and non-MA sources as follows: $MA / (MA + non-MA)$. This is similar to the methodologies to produce the covariate of Law Enforcement (LE) ratio that is used to bias-adjust seizure rates in the trend analyses models (as per published methodologies in Annex 1c of SC74 Doc. 68 and Underwood et al. 2013). Therefore, the new ETIS reporting covariate (hereafter referred to as new covariate) behaves similarly to the LE ratio in that the higher the proportion of MA-reported data in ETIS, the less bias adjustment that is applied.

¹³ It is noted that, unless explicitly specified in relevant sections of this report – e.g., Figures 4 & 5, this old version of the ETIS covariate was used in ETIS trend analyses to date including those presented in this report as addressing review recommendation #28.

66. Figure 4 depicts the distribution of the old and new ETIS reporting covariate for countries or territories included in the modelling analyses comparing the two covariates. It is noted that there is great overlap for the two covariates, with a few notable differences. For example, Parties which submit their ETIS data continuously on ETIS Online (e.g. NA) receive higher ETIS reporting score with the new covariate. Parties that did not report to ETIS in recent years and for which ETIS received data from non-MA sources, such as WCO or CITES documents (e.g., CD), receive a lower ETIS reporting score with the new covariate approach.

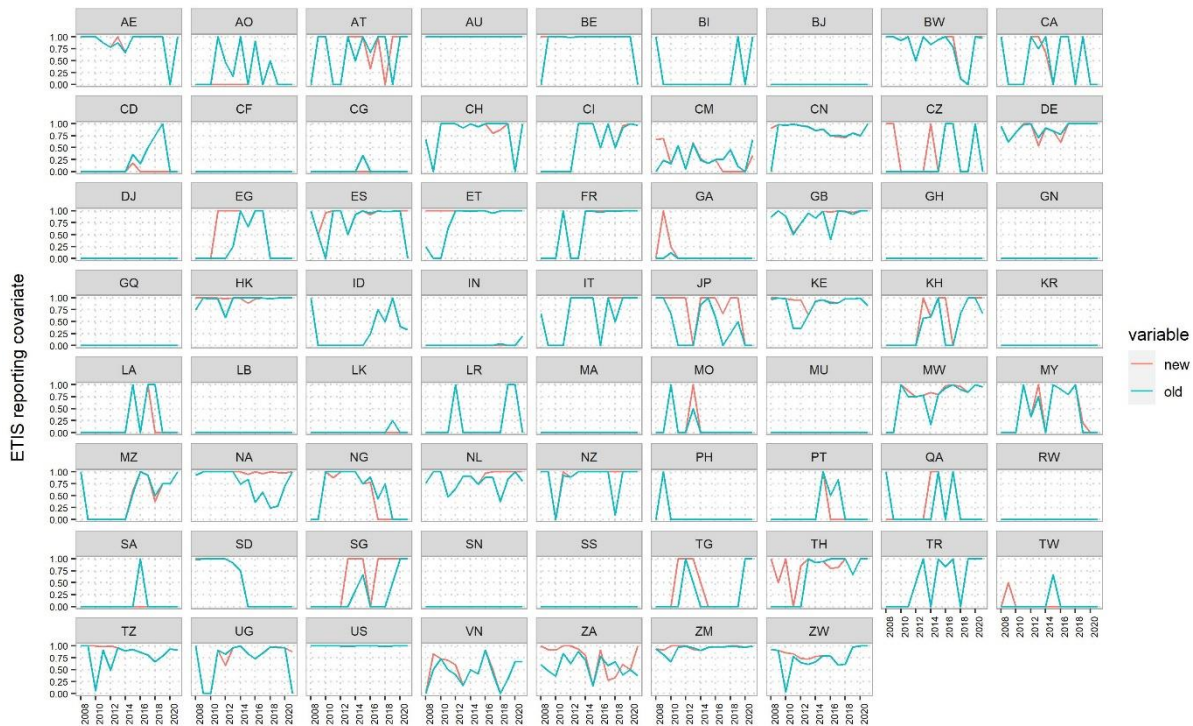


Figure 4. Comparison of bias-adjustment covariate for ETIS reporting based on new and old derivation methods. Old covariate is based on the proportion of seizures collected in a *Targeted* or *Prompted* methods and new covariate is based on the proportion of seizures that were reported to ETIS by Parties' MAs. Full derivation methods are described in detail in the main text. Covariates are derived based on data downloaded on 27 July 2023 and are presented for Parties included in the trend analyses reported for CoP19.

67. While additional variation exists between the new and old ETIS reporting covariates, models comparing the two covariates result in slightly higher Transaction Index estimates with the new reporting covariate, but importantly the overall trend dynamics are mirrored (Figure 5). Adjustment of Transaction Indices with the new covariate is more pronounced for raw small and medium ivory classes, which is in line with the results reported above where most non-MA data informs the models of these classes. Upon consultation, MIKE-ETIS TAG suggested additional future analyses to explore the relationships of the covariates and resulting models. In the interim, and given that the new covariate better represents current data collection processes and given trend dynamics did not change, TRAFFIC is proposing to use the new ETIS reporting covariate in future ETIS trend analyses.

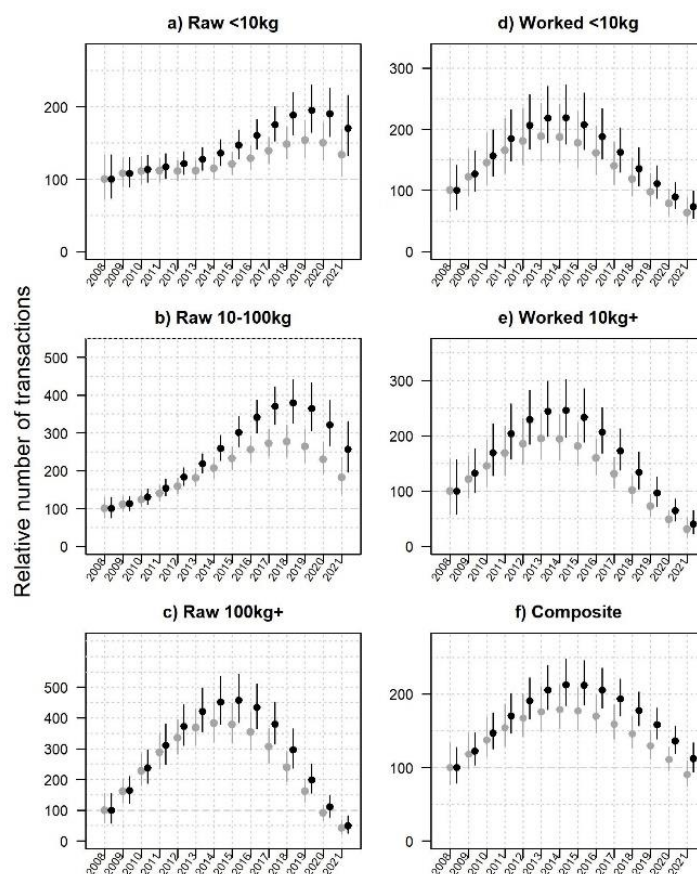


Figure 5. Transaction index for models with new and old bias-adjustment ETIS reporting covariate. Transaction index estimates for (a) small (<10 kg), (b) medium (10-100 kg), and (c) large (≥ 100 kg) raw ivory classes; (d) small (<10 kg), and (e) large (≥ 10 kg) worked ivory classes; and (f) the composite across all ivory types and weight classes. Mean estimates (bold dot) are shown with 95% credible intervals for models using the old (grey) and new (black) ETIS reporting covariate. Models are based on ETIS data downloaded from the database on 27 July 2023 and methodologies are similar to those published in CoP19.

Mobilising resources for ETIS sustainability

68. Review recommendation # 18 was directed to the CITES Secretariat with support from TRAFFIC to ensure that financial resources are available for the implementation of review recommendations and for the operation of ETIS. This is in line with amendments made to paragraph 7 Annex 1 of Res. Conf. 10.10 (Rev. CoP19) stating that “Regular funding should be secured to ensure that ETIS can meet minimum operational requirements to deliver on the objectives in paragraph 27 a) of the Resolution” and in line with review recommendation # 17 directed at the CITES Secretariat and the Parties to ensure that ETIS’ minimum operating budget to “keep the lights on” is secured. Finally, it is noted that the ETIS review concluded that the lack of financial sustainability is an impediment for the ETIS programme to achieve its objectives, enhance its functionality and ensure its robustness ([SC74 Doc. 12](#)).
69. The current financial standing of the ETIS programme for 2024 – 2026 is summarised in Table 3. ETIS is currently funded by grants received directly to TRAFFIC from the governments of Germany and the USA that will expire in December 2025 and Sept 2023 respectively. ETIS is also supported by funds received from the EU, UK and China as part of the MIKE+ grant agreement with the CITES Secretariat that will expire in June of 2024. With the available funds ETIS budget is mostly secured for calendar year 2024 but has large shortfalls in 2025 and has no funds secured for 2026 to cover its minimum operations.

Table 3. ETIS projected budget shortfall for calendar years 2024-2026

| USD | 2024 | 2025 | 2026 |
|------------------|---------------|----------------|----------------|
| Budget | 421,937 | 437,578 | 449,483 |
| Secured Funding | 370,593 | 88,810 | 0 |
| Shortfall | 51,344 | 348,769 | 449,483 |

70. TRAFFIC secures up to 75 % of the annual operating budget of ETIS as direct grants from donors in addition to the support provided through the CITES Secretariat. This requires ETIS staff¹⁴ to spend substantial amounts of time applying for grants and reporting to donors. With support from the Parties and the CITES Secretariat, TRAFFIC successfully secured almost 90 % of the required funds for calendar year 2024 to maintain operations and to increase capacity for the required work to implement the review recommendations and CoP19 Decisions. However, funds secured are not sufficient to maintain the minimum required operations of the programme in the following years. Having a more regular secured source of funding, as recommended in the amendments to Res. Con. 10.10. (Rev. CoP19), will greatly alleviate the burden on ETIS staff and allow TRAFFIC to deliver the analyses anticipated by the Parties.

REPORT IN RESPONSE TO DECISION 19.99 ON FEASIBILITY OF USE OF ETIS DATA IN AN ANALYSIS OF LEGAL DOMESTIC IVORY MARKETS

71. CITES Decision 19.99 direct the Secretariat to “engage with the MIKE and ETIS Technical Advisory Group and TRAFFIC to advise whether an analysis of ivory seizures connected to each Party with a legal domestic market for commercial trade in ivory could be undertaken and, if feasible, carry out the analysis and include the results in the ETIS report to the Standing Committee at its 78th meeting, and to the 20th meeting of the Conference of the Parties.” After consultation with the MIKE-ETIS TAG on 25 April 2023, TRAFFIC was asked to explore the feasibility of such an analysis by proposing 1) criteria to identify which legal domestic ivory markets to include in analyses and 2) a concept analysis of how ETIS data can be used to inform the Parties on Decision 19.99 including stating assumptions and limitations of the data.
72. To address the first task of proposing criteria to identify Parties to include in an analysis of legal domestic ivory markets (DIMs), TRAFFIC conducted a survey of CITES CoP and SC documents from the past decade to assess which Parties are reported to have legal DIMs. Survey results are based on the review of 21 CITES documents published between 2016 and 2022, including Parties’ responses to CITES Notifications to report on legal ivory domestic markets (No. 2017/077, 2020/026, and 2021/005) and an independent study commissioned by the CITES Secretariat on behalf of the Parties in response to Decision 17.87 ([SC70 Inf. 19 \(Rev. 1\)](#)). Data on existing bans, exemptions and national registration systems of the ivory specimens to be legally traded were augmented by reviewing the relevant national legislation documents.
73. Overall, a total of 50 Parties¹⁵ were named in the surveyed documents. It was evident from the survey, that 12 Parties¹⁶ had reported a legal domestic ivory market. Thirty-three Parties¹⁷ responded to the Secretariat’s surveys and reported not to have a legal domestic ivory market, while another five Parties¹⁸ did not respond to the Secretariat’s survey but through a study commissioned by the Secretariate were found not to have legal domestic markets; these parties may have had a ban or prohibition on trade in ivory in place. Of these

¹⁴Despite the increase in reporting requirements, ETIS staffing had remained at two people since the 1990s until recently, due to the need to implement the array of recommendations arising from CoP19 in addition to the regular ETIS operation.

¹⁵ Angola, Australia, Benin, Burkina Faso, Burundi, Cameroon, Central African Republic, Chad, China, Comoros, Democratic Republic of the Congo, Equatorial Guinea, Eritrea, Ethiopia, European Union, Gabon, Ghana, Greece, Guinea, Hong Kong SAR, Israel, Ivory Coast, Japan, Kenya, Lao People’s Democratic Republic, Liberia, Malawi, Malaysia, Mali, Mauritania, Mozambique, New Zealand, Niger, Nigeria, Philippines, Republic of the Congo, Rwanda, Senegal, Sierra Leone, Singapore, Somalia, South Africa, South Sudan, Thailand, Togo, Uganda, United Kingdom, United States of America, Viet Nam and Zimbabwe.

¹⁶ Australia, Cameroon, Comoros, Equatorial Guinea, Greece, New Zealand, Senegal, Singapore, Somalia, South Africa, Togo and Zimbabwe.

¹⁷ Angola, Benin, Burkina Faso, Burundi, Central African Republic, Chad, Democratic Republic of the Congo, Eritrea, Ethiopia, European Union, Gabon, Ghana, Guinea, Hong Kong SAR, Israel, Ivory Coast, Japan, Kenya, Liberia, Malawi, Mali, Mauritania, Mozambique, Niger, Nigeria, Republic of the Congo, Rwanda, Sierra Leone, South Sudan, Thailand, Uganda, United Kingdom and United States of America.

¹⁸ China, Lao People’s Democratic Republic, Malaysia, Philippines and Viet Nam.

38 Parties or territories with no legal domestic markets, 17¹⁹ included exemptions on the bans or prohibitions that varied greatly allowing some forms of trade, for example, in pre-Convention ivory or antique specimens²⁰, or commercially under a registration system. Some exemptions were more restrictive on the details of the specimens to be traded, providing permissions to “auction ivory cultural relics under strict supervision”²¹, whereas other exemptions provided less strict permission to legally sell “whole tusks, cut pieces and ivory products that pre-existed before the CITES trade ban”¹⁰. Furthermore, for a given Party, exemptions for trade varied depending on whether possession was determined to be commercial or personal²². As such it became difficult to discern criteria of what consists of a legal domestic ivory market.

74. Given the issues noted above on the difficulties to define what constituted a legal domestic ivory market and upon further consultation with the MIKE-ETIS TAG on 10 August 2023, several questions were raised in regards to the objectives of an analysis of ETIS data related to Parties with legal domestic ivory markets as stated in Decisions 19.99. The TAG suggested pursuing further clarification from the Parties before pursuing an analysis. TRAFFIC therefore welcomes further guidance from the Parties on the definitions of legal domestic ivory market, and the proposed analyses for implementation of Decision 19.99.

Acknowledgements

75. The ETIS programme is entirely dependent on donor and grant support. TRAFFIC is grateful for generous contributions over time by: The Darwin Initiative, a U.K. government grants scheme; The European Union; The German Federal Ministry for the Environment, Nature Conservation and Nuclear Safety; The Belgian Federal Public Service for Food, Health, and the Environment; The Ministry of Agriculture, Nature, and Food Quality of the Netherlands; The Netherlands Federal Public Service, Health, Food Chain Safety and Environment; University of Reading; The U.S. Fish and Wildlife Service; The U.S. Agency for International Development; WWF.

¹⁹ *Burundi, China, Eritrea, European Union, Ghana, Hong Kong SAR, Israel, Japan, Lao People's Democratic Republic, Malaysia, Mozambique, Philippines, Sierra Leone, Thailand, United Kingdom, United States of America and Viet Nam.*

²⁰ [SC70 Inf. 19 \(Rev. 1\)](#)

²¹ [State Council Notice on Ban on Sale of Ivory \(01/12/2017\)](#); [SC70 Inf. 19 \(Rev. 1\)](#)

²² [SC70 Inf. 19 \(Rev. 1\)](#); [SC70 Inf. 21](#)

ETIS Report Annex 1. System and workflow of MA and non-MA submitted data, and pathways to submit inquiries on all series in implementation of ETIS review recommendation # 5 (Annex 3 of [CoP19 Doc. 21](#)).

76. The pathway for MA submitted seizures (Figure A1) starts with a newly created seizure record on ETIS Online, which will remain *In Draft* status of 1 (*Draft Records* on ETIS Online) until formally submitted to the ETIS²³. This intermediate draft stage allows the Parties to collect data from multiple registered users that might be deployed in the field (e.g., custom or law enforcement officers), whereby centralized registered user(s) can then provide a final review to submit the records to ETIS (e.g., the CITES MA). If needed, draft records can be deleted by the MA, in which case they receive a status of -1 and are no longer visible to the user. Once submitted, draft records receive a status of 2 or *In Processing* (Figure A1; *Submitted Records* on ETIS Online). At this stage ETIS staff will determine if the record is a duplicate of records already collected from other sources. If it is determined as a duplicate, only one record will be maintained but information will be combined such that MA-reported data will override any previous data. If substantial discrepancies are noted, the ETIS administrator will contact the MA for clarifications. If no issues are noted after the review, then the record receives a status 4, or included *In Analyses* (Figure A1; *Validated Records* on ETIS Online).

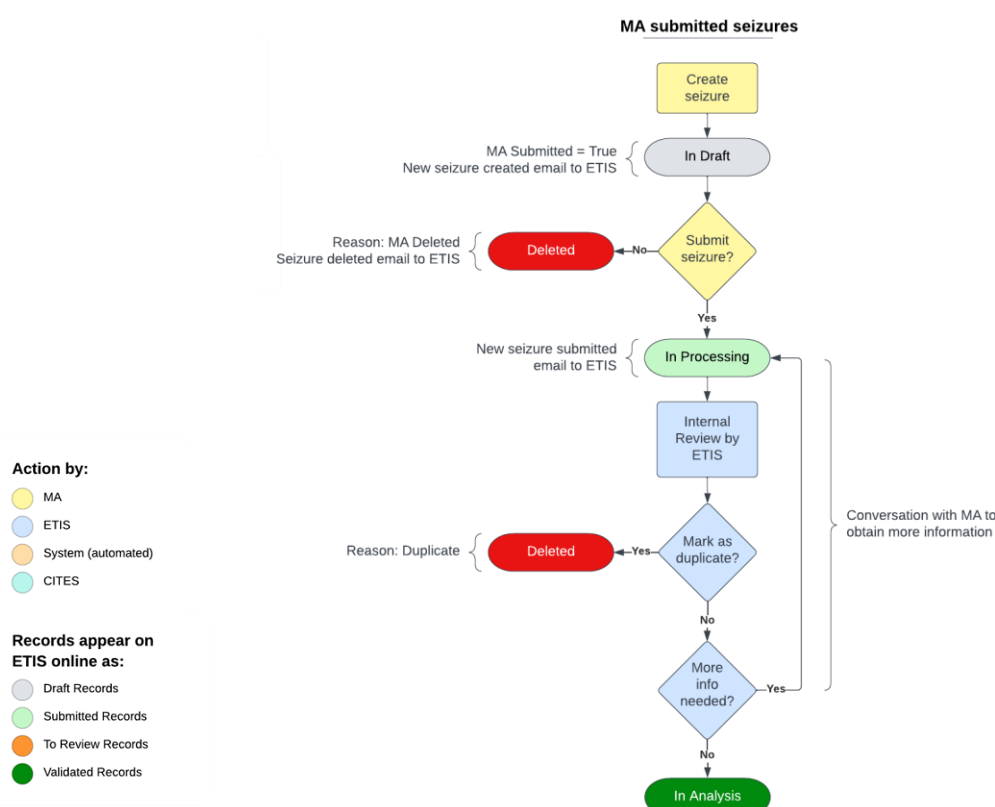


Figure A1. Workflow pathway for MA submitted ETIS records.

77. The pathway for non-MA submitted seizures (Figure A2) starts when ETIS staff create a seizure record that will remain *In Draft* status 1 until sufficient information is gathered to warrant its inclusion in ETIS Online. At this point the record is not visible to the registered users for the Party. However, once the required information is collected and verified against official sources, the draft records from non-MA sources are moved to *In Verification* status of 3 (*To Review Records* on ETIS Online). Then, the records await validation by the MA of the country that made the seizure following the validation Notification issued by the CITES Secretariat, although it is noted that Parties can view and validate their records on ETIS Online at any time. If the registered users associated with the Party that made

²³ It is noted that these draft records also receive a designation of MA submitted = TRUE and are therefore visible to the MA (unlike draft records created by ETIS staff).

the seizure approve the record *In Verification*, or if following the Notification, no response was received such that the record is assumed to be validated, the record will receive *In Analysis* status of 4 and will be viewable in *Validated Records* on ETIS Online. It is noted that Parties' MA can suggest amendments on *In Verification* or *Validated* records at any given time (Figure A2 and Figure A3).

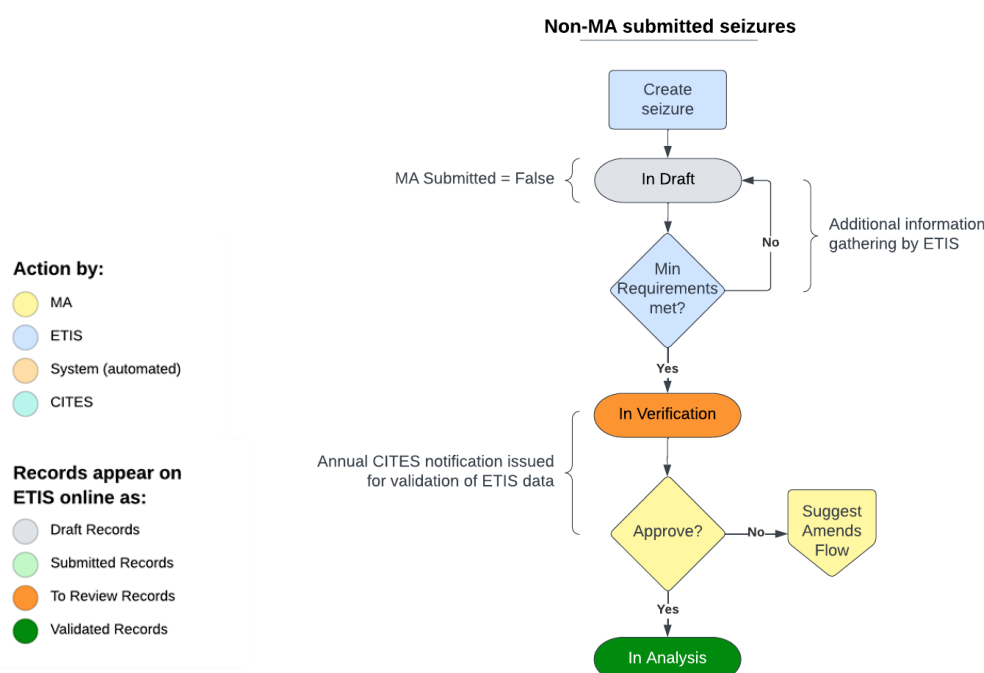


Figure A2. Workflow pathway for non-MA submitted ETIS records.

78. Figure A3 describes the various pathways for Parties to submit inquiries on MA and non-MA submitted records, whether the seizures were reportedly made in country or implicated the Party along the trade chain. For seizures made in country, the MA can suggest amendments to records *In Verification* or *In Analysis* as described above. Once a request for amendments is submitted, ETIS staff will receive a notification email and will process the request. An outcome may result in the records being: *deleted* (status of -1) if it is deemed as a duplicate or rejected by the MA for justifiable reasons; *approved* into analysis (status of 4) with modifications based suggested amendments; or, if there is major discrepancy and additional mediation is needed, TRAFFIC will reach out to the CITES Secretariat for consultation to determine the best outcome for the record.
79. For implicating records, and as depicted in Figure A3, submitting an inquiry result in the record immediately receiving a status of 0 (*In Review*), which excludes it from analyses even if previously validated and the record will appear as *Under Review* on ETIS Online. If the record was originally submitted by another MA, an online notification-enabling system will generate an email to the MA owner of the data, cc'ing ETIS staff, CITES Secretariat and the MA that submitted the inquiry. If the record was originally collected from non-MA sources by ETIS staff, the ETIS administrator will receive the email, cc'ing the CITES Secretariat and the MA that submitted the inquiry. The email will provide the details of the inquiry and ask for a response within the allotted time. Once a response is received, the record will either be resorted into analysis or deleted with its respective status changed (Figure A3).

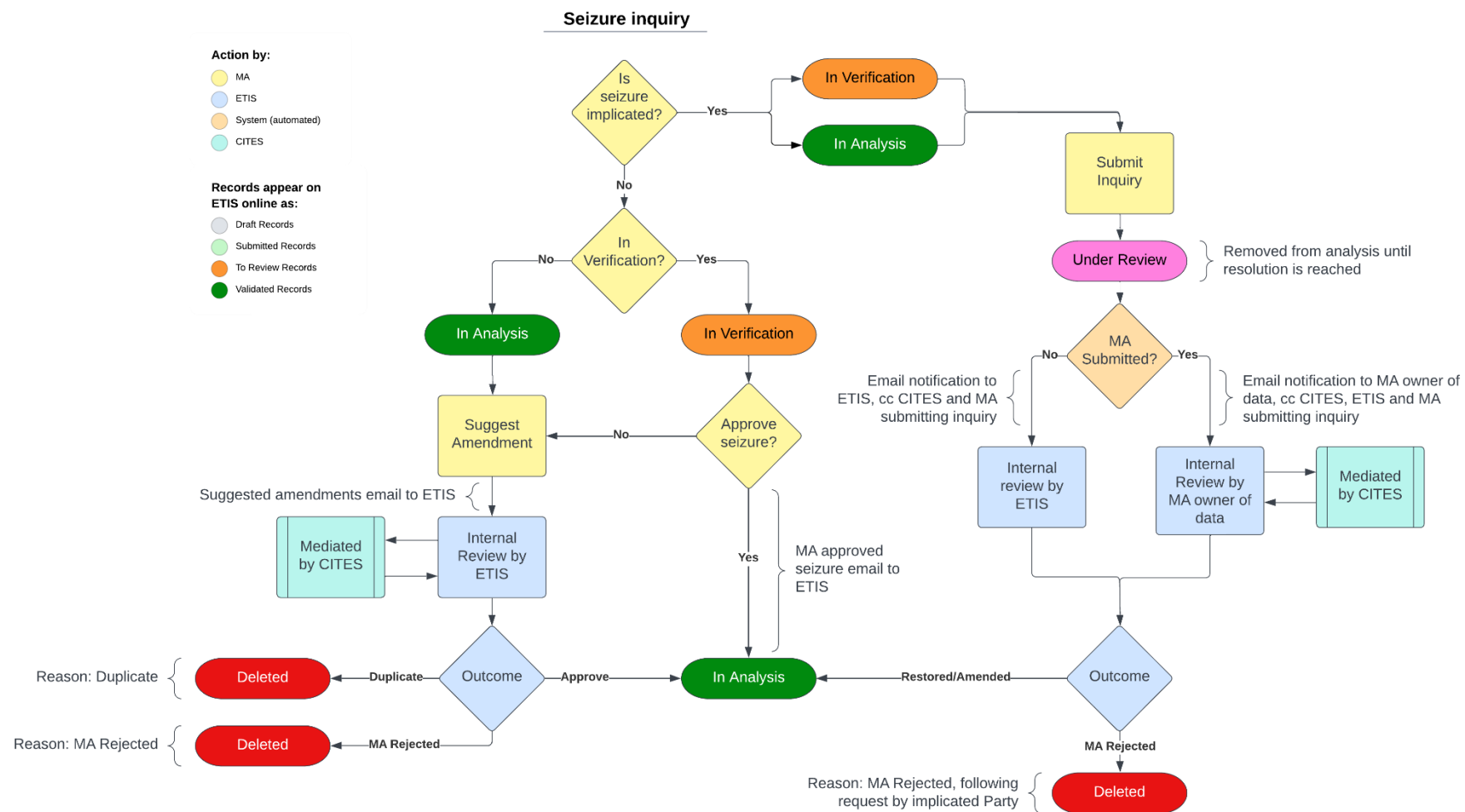
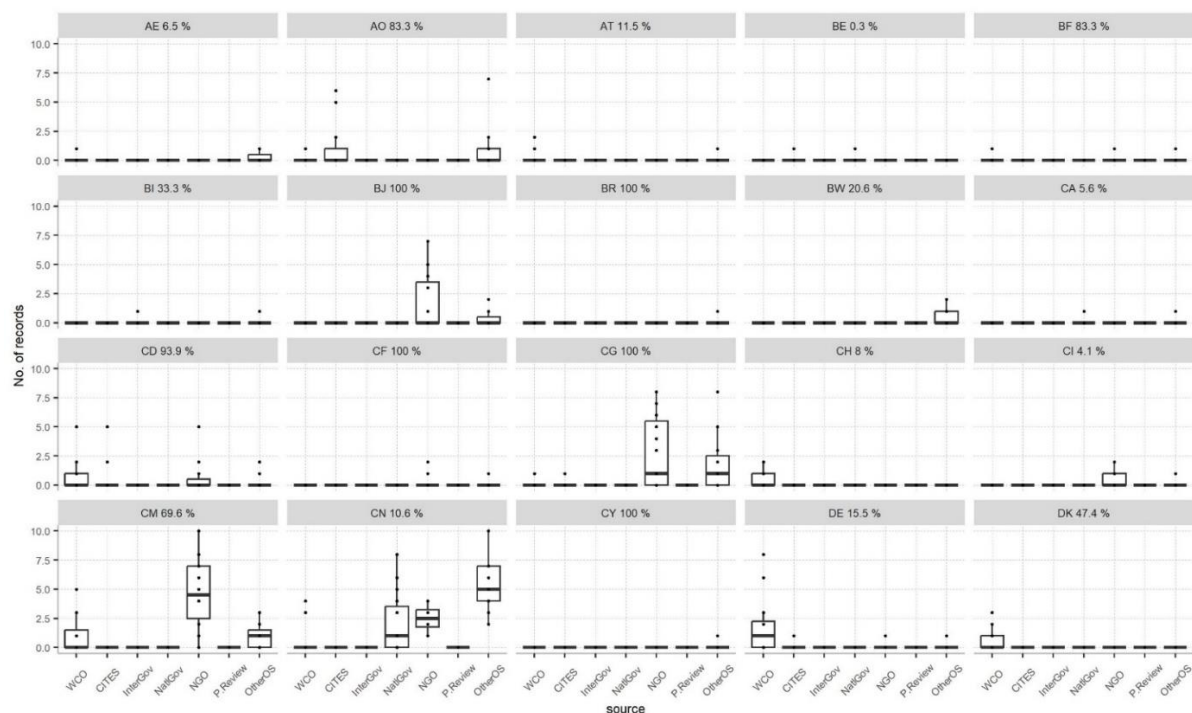
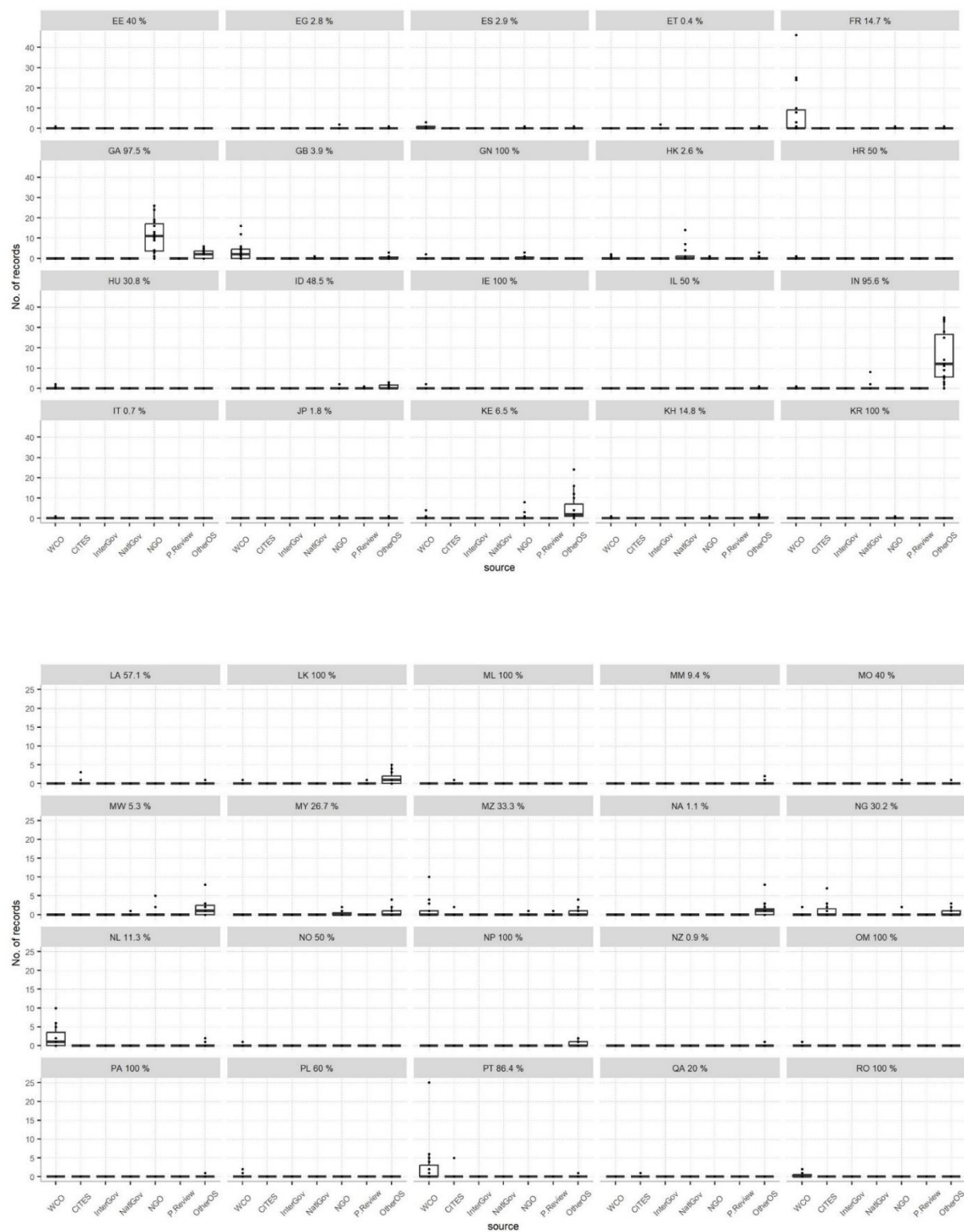


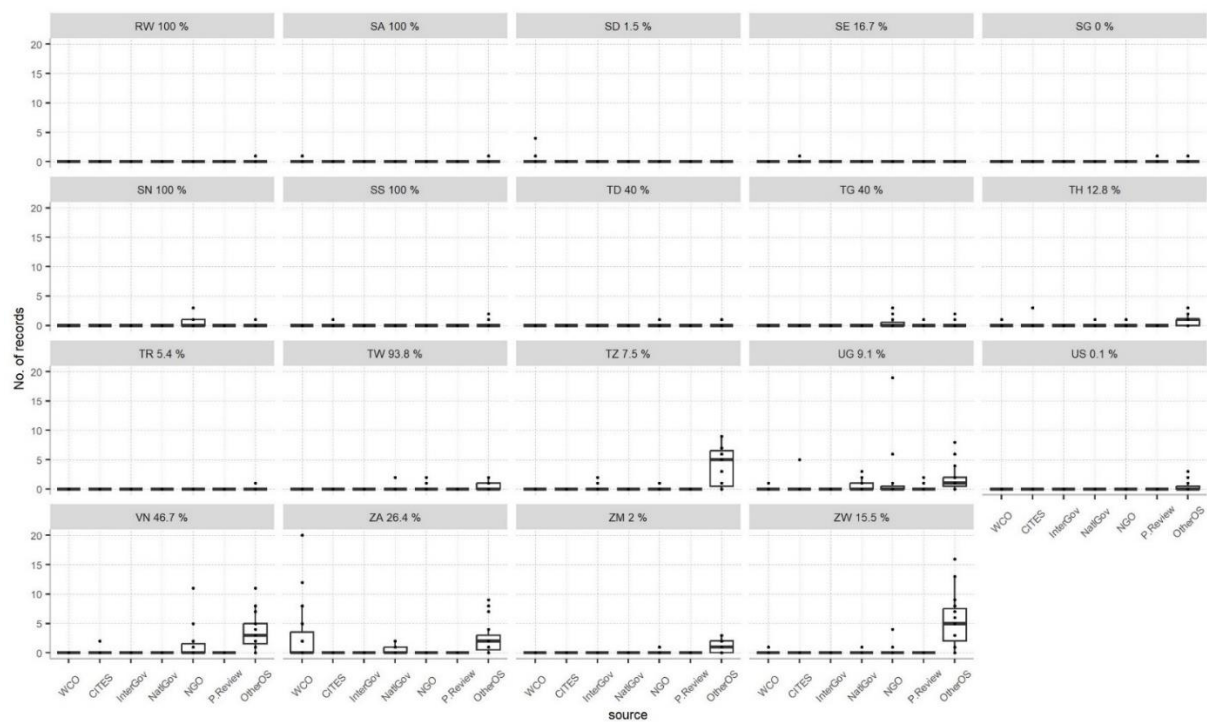
Figure A3. Workflow pathway for submitting an inquiry on ETIS records.

ETIS Report Annex 2 Distribution of yearly total number of seizures from 2008 – 2022 for each country or territory ($n = 79$) with at least one record in the database that was collected from non-Management Authority (MA) sources.

80. The different non-MA types are described in detail in paragraph 56. Each panel has a box plot graph for each non-MA source type. Each particular plot, for example for WCO data, represents the distribution of the total number of seizure records collected from that non-MA type for that country or territory across the yearly range 2008 – 2022. Hence each box plot represents a distribution based on 15 yearly tallies for each particular non-MA source. The dots represent the actual yearly tallies of the number of seizures. Given there is large prevalence of zeros in the data, not all of the 15 tallies are presented for each non-MA source. As a result, when many zeros appear in the yearly tallies, the thick horizontal line of the boxplot that represents the median is centred on zero even if there are some data points above zero. Lastly, the percentages near country name represent the total percent of non-MA data in the database out of total data for the Party.







ETIS Report Annex 3. ETIS data summaries by MA source and by ivory type and weight classes from 2008 – 2022. Data were downloaded on 27 July 2023 and include 21,268 records with a status warranting inclusion in the analyses (including non-ivory seizures). Yearly tallies for MA sources (MA-reported) include records submitted by an MA authorized sources and those obtained from EU-TWIX with permission from the CITES MA. Yearly tallies for non-MA sources include records that were only reported by non-MA sources (as opposed to reported by both MA and non-MA sources) detailed in paragraph 43 of main report.

| RAW SMALL | | | | | | | | | | | | | | | |
|------------------|------|------|------|------|------|------|------|------|------|------|------|------|------|------|------|
| | 2008 | 2009 | 2010 | 2011 | 2012 | 2013 | 2014 | 2015 | 2016 | 2017 | 2018 | 2019 | 2020 | 2021 | 2022 |
| MA-reported | 117 | 187 | 186 | 253 | 173 | 263 | 153 | 180 | 206 | 176 | 174 | 206 | 174 | 248 | 163 |
| Non-MA reported | 13 | 19 | 21 | 16 | 13 | 22 | 38 | 38 | 39 | 73 | 75 | 76 | 39 | 54 | 0 |
| Total Seizures | 130 | 206 | 207 | 269 | 186 | 285 | 191 | 218 | 245 | 249 | 249 | 282 | 213 | 302 | 163 |
| % MA-reported | 90 | 91 | 90 | 94 | 93 | 92 | 80 | 83 | 84 | 71 | 70 | 73 | 82 | 82 | 100 |

| RAW MEDIUM | | | | | | | | | | | | | | | |
|-------------------|------|------|------|------|------|------|------|------|------|------|------|------|------|------|------|
| | 2008 | 2009 | 2010 | 2011 | 2012 | 2013 | 2014 | 2015 | 2016 | 2017 | 2018 | 2019 | 2020 | 2021 | 2022 |
| MA-reported | 70 | 127 | 82 | 118 | 160 | 177 | 162 | 154 | 185 | 232 | 206 | 232 | 150 | 191 | 180 |
| Non-MA reported | 9 | 14 | 11 | 20 | 23 | 39 | 42 | 37 | 52 | 83 | 75 | 65 | 41 | 42 | 0 |
| Total Seizures | 79 | 141 | 93 | 138 | 183 | 216 | 204 | 191 | 237 | 315 | 281 | 297 | 191 | 233 | 180 |
| % MA-reported | 89 | 90 | 88 | 86 | 87 | 82 | 79 | 81 | 78 | 74 | 73 | 78 | 79 | 82 | 100 |

| RAW LARGE | | | | | | | | | | | | | | | |
|------------------|------|------|------|------|------|------|------|------|------|------|------|------|------|------|------|
| | 2008 | 2009 | 2010 | 2011 | 2012 | 2013 | 2014 | 2015 | 2016 | 2017 | 2018 | 2019 | 2020 | 2021 | 2022 |
| MA-reported | 7 | 20 | 26 | 31 | 26 | 51 | 34 | 38 | 43 | 23 | 17 | 18 | 5 | 4 | 6 |
| Non-MA reported | 2 | 4 | 3 | 15 | 9 | 6 | 12 | 23 | 17 | 15 | 19 | 9 | 2 | 5 | 0 |
| Total Seizures | 9 | 24 | 29 | 46 | 35 | 57 | 46 | 61 | 60 | 38 | 36 | 27 | 7 | 9 | 6 |
| % MA-reported | 78 | 83 | 90 | 67 | 74 | 89 | 74 | 62 | 72 | 61 | 47 | 67 | 71 | 44 | 100 |

| WOREKD SMALL | | | | | | | | | | | | | | | |
|---------------------|------|------|-------|-------|------|-------|------|------|------|------|------|------|------|------|------|
| | 2008 | 2009 | 2010 | 2011 | 2012 | 2013 | 2014 | 2015 | 2016 | 2017 | 2018 | 2019 | 2020 | 2021 | 2022 |
| MA-reported | 278 | 947 | 956 | 1,337 | 882 | 932 | 772 | 854 | 636 | 607 | 634 | 750 | 359 | 738 | 547 |
| Non-MA reported | 41 | 33 | 54 | 26 | 67 | 159 | 57 | 80 | 61 | 47 | 52 | 84 | 56 | 122 | 80 |
| Total Seizures | 319 | 980 | 1,010 | 1,363 | 949 | 1,091 | 829 | 934 | 697 | 654 | 686 | 834 | 415 | 860 | 627 |
| % MA-reported | 87 | 97 | 95 | 98 | 93 | 85 | 93 | 91 | 91 | 93 | 92 | 90 | 87 | 86 | 87 |

| WORKED LARGE | | | | | | | | | | | | | | | |
|---------------------|------|------|------|------|------|------|------|------|------|------|------|------|------|------|------|
| | 2008 | 2009 | 2010 | 2011 | 2012 | 2013 | 2014 | 2015 | 2016 | 2017 | 2018 | 2019 | 2020 | 2021 | 2022 |
| MA-reported | 19 | 39 | 30 | 103 | 41 | 84 | 102 | 61 | 65 | 49 | 19 | 22 | 18 | 13 | 11 |
| Non-MA reported | 4 | 7 | 12 | 4 | 14 | 19 | 15 | 18 | 10 | 15 | 7 | 8 | 1 | 4 | 1 |
| Total Seizures | 23 | 46 | 42 | 107 | 55 | 103 | 117 | 79 | 75 | 64 | 26 | 30 | 19 | 17 | 12 |
| % MA-reported | 83 | 85 | 71 | 96 | 75 | 82 | 87 | 77 | 87 | 77 | 73 | 73 | 95 | 76 | 92 |

Trade in elephant specimens

81. This section has been prepared by UNEP-WCMC.
82. An overview of reported trade in *Loxodonta africana* using CITES annual report data over the period 2018-2021 is provided herein. Complete trade data for 2022 are not yet available, as the deadline for submission of annual reports to CITES for 2022 is 31 October 2023. Over the four-year period, there was reported direct wild-sourced²⁴ trade in *L. africana* from nine range States (as reported by both exporters and importers). Of these, CITES annual reports had been received from all range States for all years 2018-2021, with the exception of one report from the United Republic of Tanzania (2021) that had not yet been received. All trade statistics are based on data held within the CITES Trade Database²⁵.
83. Reported legal direct trade in *L. africana* by range States over the period 2018-2021 principally comprised 825 wild-sourced sport-hunted²⁶ trophies and 9,982 wild-sourced skin pieces (of which 98% were reported for commercial purposes). Direct trade in wild-sourced ivory carvings²⁷ reported by range States in 2018-2021 totalled 27 kg traded for personal purposes and 704 items (of which 98% were reported personal purposes). The majority (78%) of ivory carvings traded by weight were reported in 2018 (21 kg), and approximately half of the ivory carvings reported by number were reported in 2021.
84. In total, for 2018-2021, range States reported the direct export of 237 tusks and 13,955 kg of wild-sourced tusks (Table 1 and Table 2); countries of import recorded the import of 208 tusks and 697 kg of tusks. Trade in tusks reported by number increased five-fold between 2018 and 2021 (from 22 to 117) according to data reported by range States, while the number of tusks reported by importers decreased by 30% (Table 1). All trade in tusks by weight was exported from Zimbabwe and almost entirely reported as hunting trophies (purpose code 'H'). Zimbabwe reported the export of 5,159 kg of tusks in 2021, which represented a nearly three-fold increase compared to 2020 levels (1,875 kg) and represented the highest level of trade over this period (Table 2).
85. In addition, a total of 825 wild-sourced sport-hunted trophies were reported by exporters and 857 reported by importers 2018-2021 (Table 3).
86. Discrepancies in the number of tusks and/or trophies reported in trade by range States compared with the number reported by importing countries can in part be explained by differences in reporting. For example, Zimbabwe reported exports of tusks primarily by weight, whereas countries of import largely reported trade in tusks from Zimbabwe by number. Discrepancies may also occur where annual reports have not yet been received from importing countries and/or in cases where importers and exporters reported trade in different years due to year-end trade²⁸.

²⁴ For the purposes of this analysis, 'wild-sourced' trade includes CITES source codes 'W' and 'U', as well as trade without a source specified (represented as a blank source in the CITES Trade Database).

²⁵ CITES Trade Database 2023. Compiled by UNEP-WCMC for the CITES Secretariat. Available at: trade.cites.org. Accessed 23/08/2023.

²⁶ 'Sport-hunted trophies' consist of trade in 'trophies' reported as purposes 'H', 'P' and 'T' as well as those without a purpose specified. Ninety-eight percent of the 825 trophies were reported with purpose 'H'.

²⁷ Including trade reported in the CITES Trade Database as ivory carvings, jewellery, ivory jewellery, and piano keys.

²⁸ Where the exporter reports the permit issued at the end of one year, and the importer reports the transaction having occurred in the next year. This could lead, for instance, to some trade reported in 2020 by exporters that is reported by importing countries in 2021, resulting in discrepancies in both years.

Table 1. Direct trade in wild-sourced tusks of Loxodonta africana from range States, 2018-2021 (all purposes).*

| Exporter | Reported by | Number of tusks | | | | |
|-----------------------------|-----------------|-----------------|-----------|-----------|------------|------------|
| | | 2018 | 2019 | 2020 | 2021 | Total |
| Botswana | Exporter | 0 | 10 | 0 | 36 | 46 |
| | Importer | 0 | 0 | 0 | 5 | 5 |
| Cameroon | Exporter | 0 | 4 | 0 | 0 | 4 |
| | Importer | 0 | 0 | 0 | 0 | 0 |
| Kenya | Exporter | 0 | 0 | 0 | 2 | 2 |
| | Importer | 0 | 0 | 0 | 2 | 2 |
| Mozambique | Exporter | 2 | 6 | 2 | 2 | 12 |
| | Importer | 0 | 2 | 0 | 2 | 4 |
| Namibia | Exporter | 15 | 16 | 20 | 52 | 103 |
| | Importer | 21 | 14 | 4 | 4 | 43 |
| South Africa | Exporter | 1 | 12 | 18 | 12 | 43 |
| | Importer | 9 | 0 | 6 | 16 | 31 |
| United Republic of Tanzania | Exporter | 4 | 1 | 2 | NR | 7 |
| | Importer | 2 | 2 | 2 | 0 | 6 |
| Zambia | Exporter | 0 | 2 | 3 | 12 | 17 |
| | Importer | 0 | 0 | 0 | 0 | 0 |
| Zimbabwe | Exporter | 0 | 0 | 2 | 1 | 3 |
| | Importer | 47 | 35 | 9 | 26 | 117 |
| Total | Exporter | 22 | 51 | 47 | 117 | 237 |
| | Importer | 79 | 53 | 21 | 55 | 208 |

Source: CITES Trade Database 2023. Compiled by UNEP-WCMC for the CITES Secretariat. Available at: trade.cites.org. Accessed 23/08/2023.

NR= No report received at the time of writing (July 2023).

* 'Wild-sourced' only includes trade recorded as source 'W' and 'U'. No trade in tusks reported by number was reported without a source specified.

Table 2. Direct trade in wild-sourced Loxodonta africana tusks as reported by weight (kg) from range States, 2018-2021 (all purposes), rounded to the nearest kilogram.*

| Exporter | Reported by | Tusks reported by weight (kg) | | | | |
|----------|-------------|-------------------------------|------|------|------|-------|
| | | 2018 | 2019 | 2020 | 2021 | Total |
| Zimbabwe | Exporter | 4778 | 2144 | 1875 | 5159 | 13955 |
| | Importer | 461 | 26 | 210 | 0 | 697 |

Source: CITES Trade Database 2023. Compiled by UNEP-WCMC for the CITES Secretariat. Available at: trade.cites.org. Accessed 23/08/2023.

* 'Wild-sourced' only includes trade recorded as source 'W'. No trade in tusks reported by weight (kg) was reported as source 'U' or without a source specified.

Table 3. Direct trade in wild-sourced* sport-hunted** trophies of *Loxodonta africana* from range States, 2018-2021.

| Exporter | Reported by | Number of trophies | | | | |
|-----------------------------|-----------------|--------------------|------------|------------|------------|------------|
| | | 2018 | 2019 | 2020 | 2021 | Total |
| Botswana | Exporter | 0 | 1 | 0 | 54 | 55 |
| | Importer | 0 | 2 | 0 | 26 | 28 |
| Cameroon | Exporter | 2 | 5 | 3 | 2 | 12 |
| | Importer | 2 | 7 | 1 | 0 | 10 |
| Mozambique | Exporter | 10 | 3 | 2 | 5 | 20 |
| | Importer | 9 | 6 | 9 | 6 | 30 |
| Namibia | Exporter | 69 | 33 | 24 | 0 | 126 |
| | Importer | 64 | 26 | 8 | 16 | 114 |
| South Africa | Exporter | 43 | 54 | 22 | 60 | 179 |
| | Importer | 41 | 11 | 3 | 25 | 80 |
| United Republic of Tanzania | Exporter | 4 | 9 | 5 | NR | 18 |
| | Importer | 16 | 10 | 2 | 9 | 37 |
| Zambia | Exporter | 8 | 4 | 7 | 8 | 27 |
| | Importer | 9 | 20 | 11 | 12 | 52 |
| Zimbabwe | Exporter | 156 | 70 | 62 | 100 | 388 |
| | Importer | 231 | 105 | 88 | 82 | 506 |
| Total | Exporter | 292 | 179 | 125 | 229 | 825 |
| | Importer | 372 | 187 | 122 | 176 | 857 |

Source: CITES Trade Database 2023. Compiled by UNEP-WCMC for the CITES Secretariat. Available at: trade.cites.org. Accessed 23/08/2023.

NR= No report received at the time of writing (July 2023).

* 'Wild-sourced' only includes trade recorded as source 'W' or without a source specified. No trade in trophies was reported as source 'U'.

** 'Sport-hunted trophies' consist of trade in 'trophies' reported as purposes 'H', 'P' and 'T' as well as those without a purpose specified. This does not include trade in other 'trophy' items such as skins, skulls, ears, tails, etc, reported as such.

Estimates of numbers of individuals and tusks in trade

87. When the number of individual elephants involved in the trade is estimated (by assuming that for the tusks presented in Table 1 two tusks equal one individual and that each trophy presented in Table 3 equals one individual), exports reported by most range States increased 2018-2021 (Table 4): Botswana (from zero to 72 individuals), Kenya (zero to one individual), South Africa (~44 to 66 individuals) and Zambia (eight to 14 individuals). Exports reported by two range States decreased over this period: Mozambique (from 11 to six individuals) and Zimbabwe (from 156 to ~101 individuals). Exports reported by one range State remained the same (Cameroon, two individuals). The United Republic of Tanzania's annual report for 2021 had not yet been received at the time of writing, but according to importers, there was a decrease in exports (from 17 to nine individuals). Note that these estimates do not consider trade reported by weight (only applicable to Zimbabwe).

88. When the export quotas for tusks as sport-hunted trophies are compared with exporter-reported and importer-reported data for both tusks and hunting trophies (assuming that one trophy includes two tusks), four exporting range States appear to have exceeded their export quotas (published as zero quotas²⁹) over the period 2018-2021 (Table 4). These quotas appear to have been potentially exceeded by the following range States: Cameroon (each year 2018-2021), Kenya (in 2021), Mozambique (in 2019), and South Africa (in 2019). Several range States had not informed the Secretariat of a quota, in which case a zero quota was established (as outlined by CITES Resolution

²⁹ The CITES Resolution on 'Trade in elephant specimens' (currently CITES Resolution Conf. 10.10 (Rev. CoP19)) stipulates that if a range State does not submit its export quota to the CITES Secretariat in writing by the relevant deadline for the following calendar year, a zero export quota is issued.

Conf. 10.10 (Rev. CoP19)). In this context, reference is made to the section on reporting issues in paragraphs 94 and 95 below.

89. The zero quotas published for Cameroon for 2018-2021³⁰ appear to have been exceeded as reported by both Cameroon and the countries of import in 2018-2020, and by Cameroon alone in 2021. In 2018 and 2019, the zero quota appears to have been exceeded by four tusks (two individuals) and 14 tusks (seven individuals), respectively, as reported by both Cameroon and importers. In 2020, the zero quota was apparently exceeded by six tusks (three individuals) as reported by Cameroon, and by two tusks (one individual) as reported by importers. In 2021, the apparent excess was four tusks (two individuals) as reported by Cameroon only (Table 4). All trade was reported by Cameroon and importers as wild-sourced (source code 'W') and for hunting trophy purposes (purpose code 'H').
90. Kenya appears to have exceeded the zero export quota³⁰ published for 2021 by two tusks (one individual) according to data reported by Kenya and the country of import (Table 4); these tusks were reported as wild-sourced (source code 'W') and for personal purposes (purpose code 'P').
91. Mozambique appears to have exceeded the zero export quota³⁰ published for 2019 by 12 tusks (six individuals) according to data reported by Mozambique, and by 14 tusks (seven individuals) as reported by importing countries (Table 4). All trade reported by Mozambique and importers was wild-sourced (source code 'W'). Six of the tusks reported by Mozambique were for hunting trophy purposes (purpose code 'H') and the remaining six were reported with purpose code 'T' (commercial purposes) along with other trophy parts. Importers reported the trade as for hunting trophy purposes (12 tusks) and personal purposes (purpose code 'P'; two tusks).
92. The zero quota published for South Africa for 2019³⁰ appears to have been exceeded by 120 tusks (60 individuals) as reported by South Africa and by 22 tusks (11 individuals) as reported by importers (Table 4). Both South Africa and importers reported this trade as wild-sourced (source code 'W'); South Africa reported trade for hunting trophy or personal purposes, while importers reported trade for hunting trophy purposes.
93. In accordance with CITES Resolution Conf. 10.10 (Rev. CoP19), it is recommended that Parties communicate their export quotas to the CITES Secretariat in writing by 1 December if they intend to trade in the following calendar year.

³⁰ The CITES Resolution on 'Trade in elephant specimens' (currently CITES Resolution Conf. 10.10 (Rev. CoP19)) stipulates that if a range State does not submit its export quota to the CITES Secretariat in writing by the relevant deadline for the following calendar year, a zero-export quota is issued.

Table 4. Estimated trade in wild-sourced** *Loxodonta africana* tusks calculated based on the total number of reported tusks combined with an estimate of the number of tusks reported in trade as “trophies”* directly exported by range States 2018-2021, and export quotas for *Loxodonta africana* tusks as sport-hunted trophies 2018-2023 established in compliance with Resolution Conf. 10.10 (Rev. CoP19) on trade in elephant specimens. Potential quota excesses based on the estimated tusks are indicated in **bold**. Trade data for 2022 and 2023 were not yet available at the time of writing. All quantities are reported by number; tusks reported by weight have been excluded from estimates (applies to exports from Zimbabwe only). Only sport-hunted trophies (reported as purpose ‘H’, ‘P’ or ‘T’ or without a purpose specified) have been included in the estimates; trade in trophy items (i.e. reported as skull, skin, etc.) has been excluded.

| Exporter | Reported by | 2018 | | 2019 | | 2020 | | 2021 | | 2022 | 2023 |
|-----------------------------|-------------|-------------------------|-----------------|-------------------------|-----------------|-------------------------|-----------------|-------------------------|-----------------|-----------------|-----------------|
| | | Estimated No. of tusks* | Quota (# tusks) | Estimated No. of tusks* | Quota (# tusks) | Estimated No. of tusks* | Quota (# tusks) | Estimated No. of tusks* | Quota (# tusks) | Quota (# tusks) | Quota (# tusks) |
| Botswana | Exporter | 0 | 0 | 12 | 200 | 0 | 800 | 144 | 800 | 800 | 800 |
| | Importer | 0 | 0 | 4 | 200 | 0 | 800 | 57 | 800 | | |
| Cameroon | Exporter | 4 | 0 | 14 | 0 | 6 | 0 | 4 | 0 | 0 | 0 |
| | Importer | 4 | 0 | 14 | 0 | 2 | 0 | 0 | 0 | | |
| Kenya | Exporter | 0 | 0 | 0 | 0 | 0 | 0 | 2 | 0 | 0 | 0 |
| | Importer | 0 | 0 | 0 | 0 | 0 | 0 | 2 | 0 | | |
| Mozambique | Exporter | 22 | 66 | 12 | 0 | 6 | 24 | 12 | 66 | 66 | 0 |
| | Importer | 18 | 66 | 14 | 0 | 18 | 24 | 14 | 66 | | |
| Namibia | Exporter | 153 | 180 | 82 | 180 | 68 | 180 | 52 | 180 | 180 | 180 |
| | Importer | 149 | 180 | 66 | 180 | 20 | 180 | 36 | 180 | | |
| South Africa | Exporter | 87 | 300 | 120 | 0 | 62 | 300 | 132 | 300 | 300 | 0 |
| | Importer | 91 | 300 | 22 | 0 | 12 | 300 | 66 | 300 | | |
| United Republic of Tanzania | Exporter | 12 | 100 | 19 | 100 | 12 | 100 | NR | 100 | 100 | 100 |
| | Importer | 34 | 100 | 22 | 100 | 6 | 100 | 18 | 100 | | |
| Zambia | Exporter | 16 | 160 | 10 | 160 | 17 | 160 | 28 | 160 | 160 | 160 |
| | Importer | 18 | 160 | 40 | 160 | 22 | 160 | 24 | 160 | | |
| Zimbabwe | Exporter | 312 | 1000 | 140 | 1000 | 126 | 1000 | 201 | 1000 | 1000 | 1000 |
| | Importer | 509 | 1000 | 245 | 1000 | 185 | 1000 | 190 | 1000 | | |

Source: CITES Trade Database 2023. Compiled by UNEP-WCMC for the CITES Secretariat. Available at: trade.cites.org. Accessed 23/08/2023.

* Total number of tusks estimated based on the number of tusks reported plus two times the number of trophies reported (with the assumption that one trophy corresponds to one individual and therefore contains two tusks).

** 'Wild-sourced' only includes trade recorded as source 'W', source 'U' or without a source specified.

NR= No report received at the time of writing (July 2023).

Reporting issue

94. The analysis of hunting trophy data is complicated by the variety of ways in which hunting trophies can be reported. The *Guidelines for the preparation and submission of CITES annual reports*³¹ states that all the trophy parts of one animal, e.g. an elephant's two tusks, four feet, two ears and one tail, constitute one 'trophy' if they are exported together on the same permit. However, in practice, many Parties do not follow the *Guidelines* consistently and this can potentially lead to double-counting of trophies. The annual report data are therefore processed in accordance with the *Guidelines*: where multiple constituent parts are reported with the same export permit, these are generally recorded in the CITES Trade Database as one shipment using the term trophy ('TRO') according to the number of individuals reported. However, standardisation in reporting of hunting trophies through application of the *Guidelines* by Parties, in particular for species such as *L. africana* where export quotas have been established, is crucial to assessing compliance with the provisions of the Convention.
95. Serial numbers provided within annual reports can provide valuable insight for verification of quota compliance and this information could be collected more systematically through the CITES Trade Database to support CITES implementation if Parties request this. Adoption of electronic permitting and automated transfer of trade data to the CITES Trade Database would facilitate this and should be considered as a means for enhancing transparency and traceability for all species with quotas and tagging/marking systems.

African elephants (*Loxodonta Africana*): Conservation status

96. This section has been prepared by the IUCN/SSC African Elephant Specialist Group (AfESG).

Status, Threats, Conservation Strategies and Action Plan

Reporting of the Forest and Savanna elephants

97. The African Elephant Specialist Group (AfESG) decided in 2021 to treat African elephants as two separate species, following new research into their genetics (Wilson and Reeder, 2005³², Kingdon et al., 2013³³, Hart et al., 2011³⁴). This is reflected in the ongoing update of the 2023 status reports and also in the recently published IUCN Red List re-assessments in which African forest elephant (*Loxodonta cyclotis*) was listed as Critically Endangered (Gobush et al., 2021a³⁵) and the African savanna elephant (*Loxodonta Africana*) was listed as Endangered (Gobush et al., 2022b³⁶).
98. Prior to the two-species recognition, it was challenging to assess the practical implications for their conservation. Accordingly, producing two separate Red List assessments and two separate status reports will provide opportunities at national, regional and global levels to prioritise actions specific to each species and its unique circumstances. As reported in SC74 this distinct treatment will refocus and renew attention on the plight and conservation of each species.
99. The African Forest Elephant Status Report (AFESR) and African Savanna Elephant Status Report (ASESR) 2023 will be the sixth AESRs produced by the AfESG. Like their predecessors, they aim to provide the most

³¹ The current guidelines are those published under [CITES Notification No. 2023/039](#) on 29/03/2023.

³² Wilson, D. E., & Reeder, D. M. (Eds.). 2005. *Mammal species of the world: a taxonomic and geographic reference* (Vol. 1). JHU press.

³³ Kingdon, J., D. Happold, M. Hoffman, T. Butynski, M. Happold, and K. J. 2013. *Mammals of Africa Volume I: Introductory chapters and Afrotheria*. Page 351 in J. Kingdon, Happold, D., Hoffman, M., Butynski, T., Happold, M. & Kalina J., editor. *Mammals of Africa*. Bloomsbury Publishing, London, New Delhi, New York, Sydney

³⁴ Hart, J., Gobush, K., Maisels, F., Wasser, S., Okita-Ouma, B., & Slotow, R. 2021. *African forest and savanna elephants treated as separate species*. *Oryx*, 55(2), 170-171.

³⁵ Gobush, K.S., Edwards, C.T.T., Maisels, F., Wittemyer, G., Balfour, D. & Taylor, R.D. 2021a. *Loxodonta cyclotis* (errata version published in 2021). The IUCN Red List of Threatened Species 2021: e.T181007989A204404464. <https://dx.doi.org/10.2305/IUCN.UK.2021-1.RLTS.T181007989A204404464.en>. Accessed on 25 September 2022.

³⁶ Gobush, K.S., Edwards, C.T.T., Balfour, D., Wittemyer, G., Maisels, F. & Taylor, R.D. 2021b. *Loxodonta africana* (amended version of 2021 assessment). The IUCN Red List of Threatened Species 2021: e.T181008073A204401095. <https://dx.doi.org/10.2305/IUCN.UK.2021-2.RLTS.T181008073A204401095.en>. Accessed on 25 September 2022.

authoritative, comprehensive, and up-to-date information on the numbers and distribution of the two species of African elephants at national, regional, and continental levels. The last admissible data collected for these reports was as of July 2023.

100. The AFESR presents more than 270 new or updated estimates for elephant populations across Africa, with over 180 of these arising from systematic surveys.

Continental overview of forest elephant populations

101. In the draft AfESR 2023, the forest elephants cover 22 range countries (West Africa – Benin, Burkina Faso, Côte d'Ivoire; Ghana, Guinea, Guinea Bissau, Liberia, Niger, Nigeria, Senegal, Sierra Leone and Togo; Central Africa – Cameroon, Central African Republic, Congo, Democratic Republic of Congo, Equatorial Guinea and Gabon; Eastern Africa – Rwanda, South Sudan and Uganda; and Southern Africa – Angola). The estimated number of forest elephants in areas surveyed since 2015 in Africa is about 135,677 animals (95% c.i. 132,968-140,849; Figure 1)³⁷ at the time of the last survey for each area. There may be an additional 7,030 to 8,726 elephants in areas not systematically surveyed. The entire forest elephant population (Estimates plus Guesses) may number about 142,000 animals.

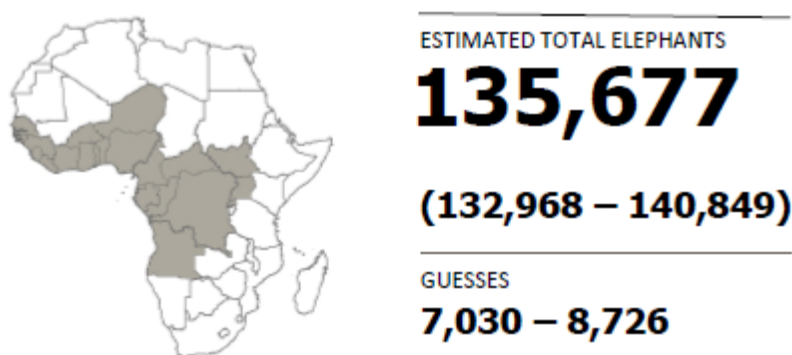
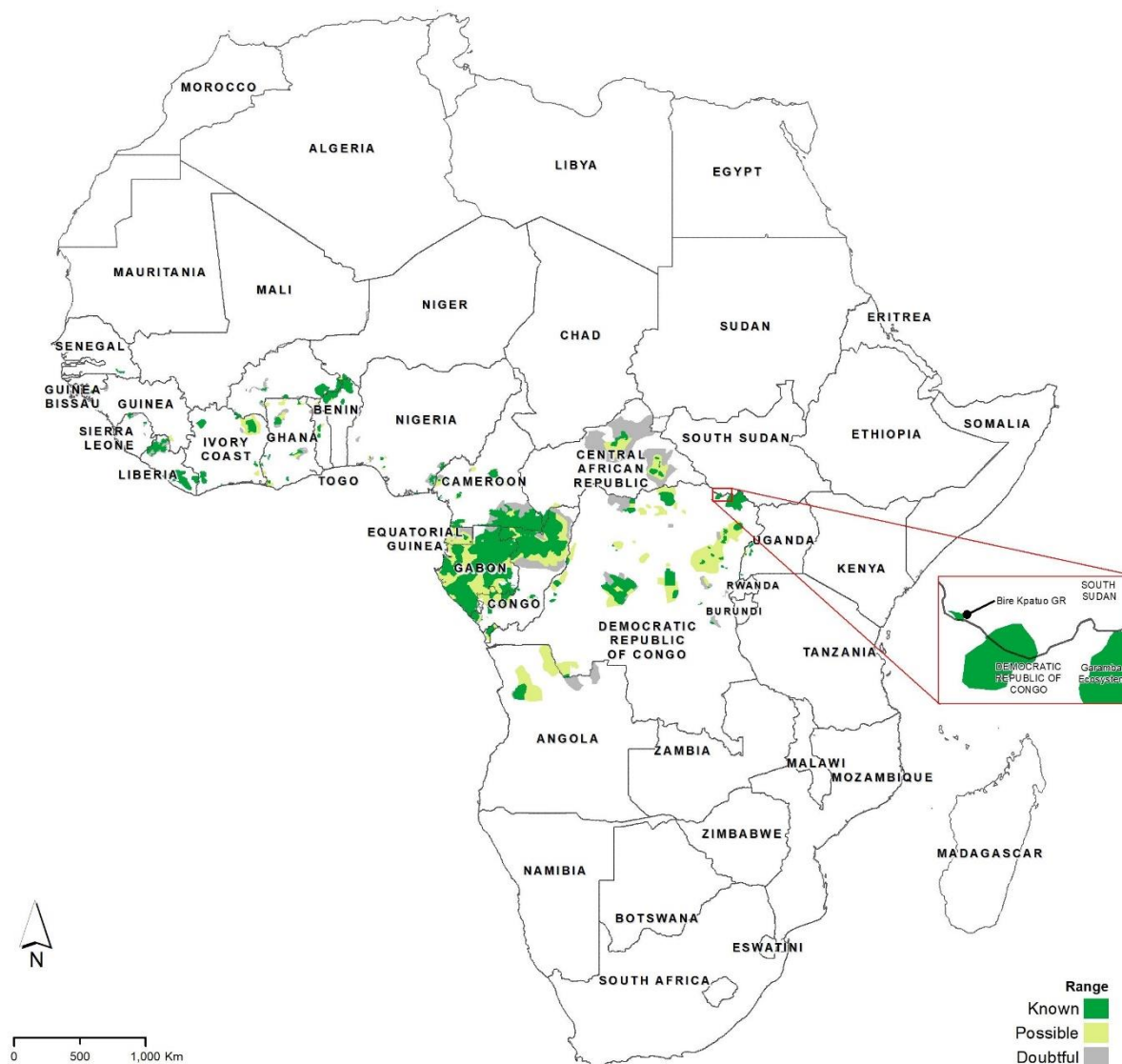


Figure 1: Summary of African Forest elephant population

Source: draft AfESR 2023

102. Forest elephants' *Known* and *Possible* range is about 947,200 km²; about 65% of the entire range was surveyed between 2016 and 2022. There remains an additional 35% of range for which no elephant population estimates are available, although it is likely that average elephant densities in this range are much lower than in the surveyed areas (Map 1).

³⁷Draft AfESR 2023 AFRICAN FOREST ELEPHANT (*Loxodonta cyclotis*) STATUS REPORT 2023 An Update from the African Elephant Database



Map 1: Map of Africa showing the African Forest Elephant range - July 2023. The green shaded areas are known elephant range, light green possible elephant range and grey doubtful elephant range (*Source: draft AfESR 2023*).

Regional overview of forest elephant populations

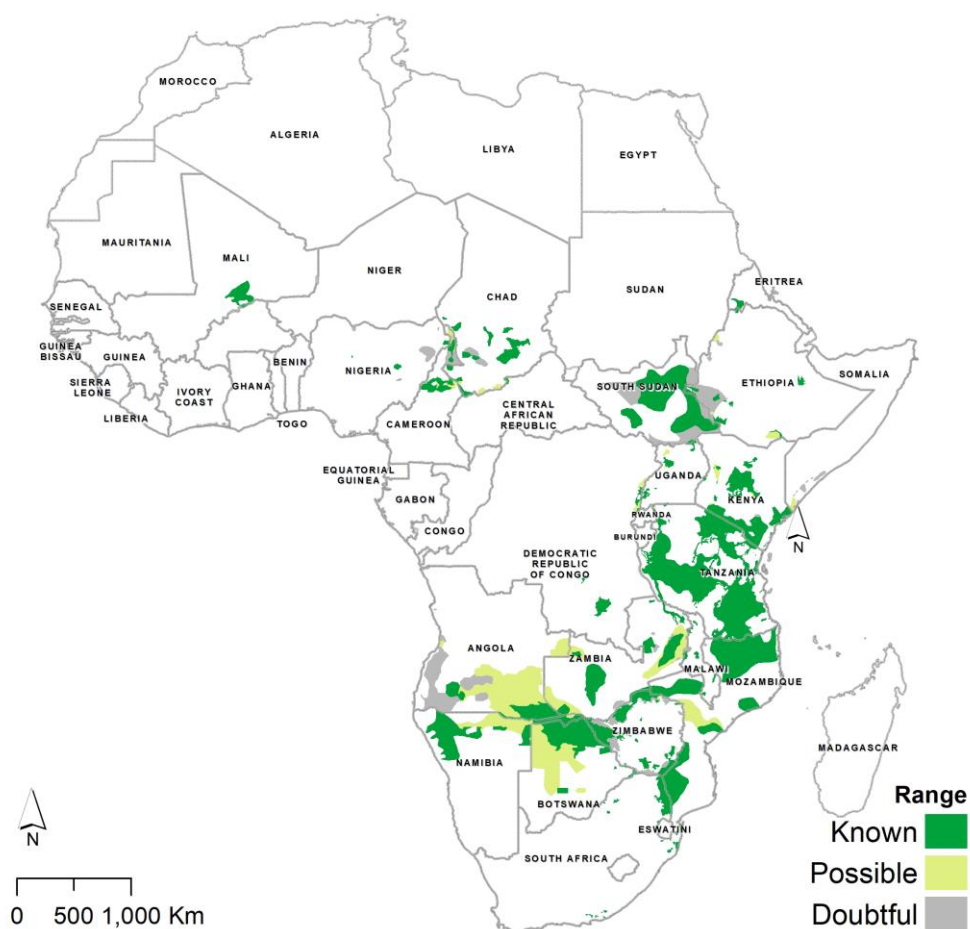
103. The preliminary findings in the draft AfESR indicate that Central Africa has by far the largest number of forest elephants in any of the four regions. It holds over 97% of the estimated forest elephants in Africa (93% of estimated and guessed elephants) in 57% of the total range area for the species. West Africa has 3% of estimated elephants (5% of estimated and guessed elephants) in 10% of the range, while East and Southern Africa combined make up the remaining 0.02% of estimates (0.7% of estimated and guessed forest elephants).

104. Improved knowledge of elephant distribution is reflected by the proportion of range categorised as *Known*, which has increased. The actual distribution of elephants across this range varies considerably across the four regions – from small, fragmented populations in West Africa to large, virtually undisturbed tracts of elephant range in Central Africa, with a mixture in Eastern Africa. Map 1 from the draft AfESR 2023 shows the range of the Forest elephants as of 2023. The final report to be published later in 2023 will provide more country-level and regional-level details of the status.

Continental overview of savanna elephant populations

105. African savanna elephant populations are distributed across 24 African countries: Eastern Africa (Eritrea, Ethiopia, Kenya, Rwanda, Somalia, South Sudan, United Republic of Tanzania, Uganda); southern Africa (Angola, Botswana, Eswatini, Malawi, Mozambique, Namibia, South Africa, Zambia and Zimbabwe); Central

Africa (Cameroon, Central African Republic, Chad, Democratic Republic of Congo); and in West Africa (Burkina Faso, Mali, Nigeria) (See Map 2). AfESG provided estimates for some savanna elephant populations as of November 2022 as contained in CITES CoP 19 Inf. 64 (Rev.1)³⁸. The estimates were for South Africa, Zimbabwe, Namibia and Botswana. These estimates are being updated in the Savanna elephant status report 2023.



Map 2: Map of Africa showing the African Savanna Elephant range - July 2023. The green shaded areas are known elephant range, light green possible elephant range and grey doubtful elephant range (*Source: draft AfESR 2023*).

106. A complete status report for African savanna elephants in 2023 will include Kavango Zambezi Transfrontier Conservation Area (KAZA) elephant numbers whose survey was completed in October 2022, with a final report expected before the end of 2023. A combined KAZA (Angola, Botswana, Namibia, Zambia and Zimbabwe) transboundary population was estimated at 220,000 animals in 2016. This comprised almost 50% of the savanna elephant population.

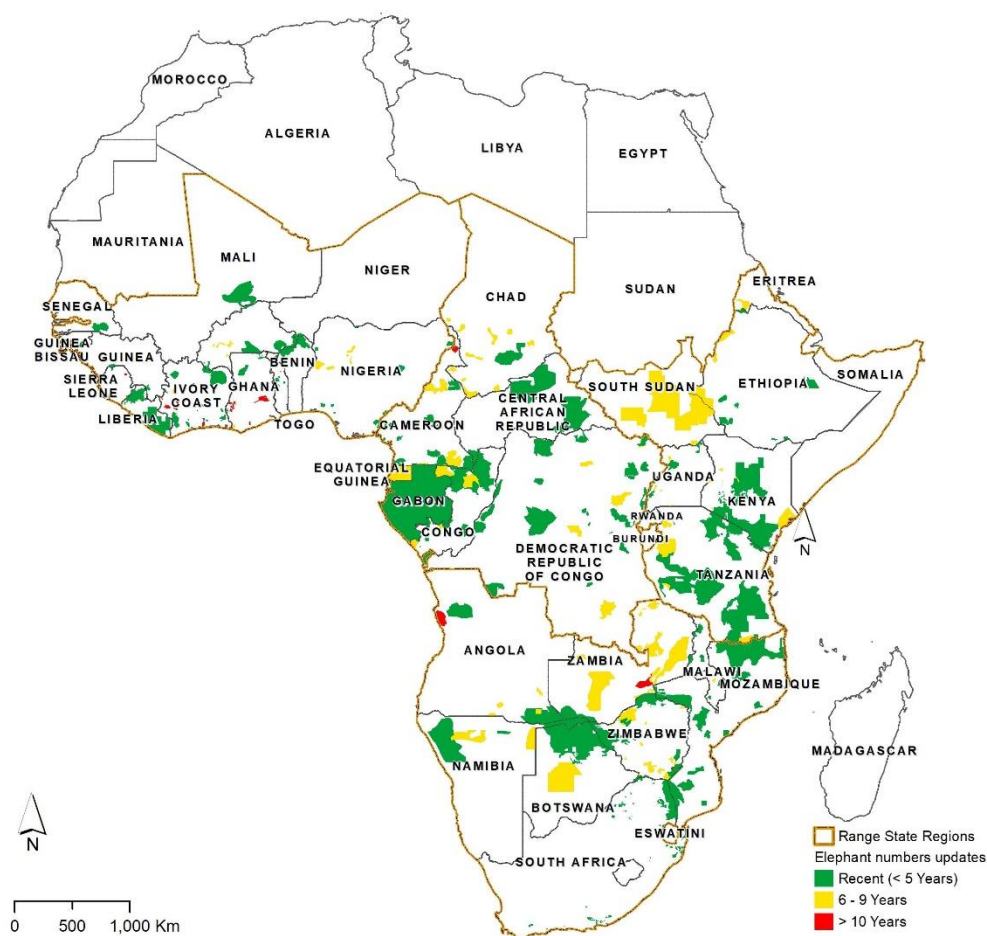
Priority for future elephant surveys

107. Future surveys should prioritise West Africa and Eastern Africa in particular and areas with small elephant population, as many of the numbers were categorised as guesses as opposed to Estimates. These small populations may be very important from a species conservation perspective. There have been some areas where known range has increased, thanks to better information from the field. More resources are needed to be invested in these range countries to conduct systematics surveys.

108. The 2023 elephant status reports will provide levels of details of surveys required in all range states. For example, the latest data with AfESG as of July 2023 indicate that forests elephant population(s) in Equatorial Guinea, Uganda, Cote d'Ivoire, Ghana, Guinea Bissau, Guinea, and Sierra Leone have not been surveyed

³⁸ *The status of Africa's elephants and updates on issues relevant to cites. Submitted by the Secretariat on behalf of the IUCN/SSC African Elephant Specialist Group (AfESG) in relation with CoP19 Proposals 4 & 5, CoP19 Doc 84.1 and CoP19 Inf. 4*
https://cites.org/sites/default/files/documents/E-CoP19-Inf-64-R1_0.pdf

since 2016. The same applied to some savanna elephant population(s) in Cameroon, Chad, Eritrea, Rwanda, Somalia, South Sudan, Uganda, Angola, Swaziland, Zambia and Zimbabwe. Some 22 forest elephants and 4 savanna elephant populations seem to have been lost since 2016. These are shown in Map 3 and by regions in Tables 1a and 1b.



Map 3: Map of Africa showing the status of AED updates of 32 elephant range countries as of July 2023. The green shaded areas are elephant input zones updated in the last 5 years; yellow shaded areas are elephant input zones updated 6 to 9 years ago; and red shaded areas are input zones updated 10 years ago or more (*Source: draft AfESR 2023*).

Table 1a: Summary of the updates of the AED for African Forest Elephant, July 20223

| Region | New information (>2016) | Old information (<2016) | Population lost | Grand total | Systematic Surveys |
|--------------------|-------------------------|-------------------------|-----------------|-------------|--------------------|
| Central Africa | 131 | 19 | 3 | 153 | 107 |
| Eastern Africa | 6 | 4 | 0 | 10 | 6 |
| Southern Africa | 1 | 0 | 0 | 1 | 0 |
| West Africa | 70 | 18 | 19 | 107 | 22 |
| Grand Total | 208 | 41 | 22 | 271 | 135 |

Table 1b: Summary of the updates of the AED for African Savanna Elephant, July 20223

| Region | New information (>2016) | Old information (<2016) | Population lost | Grand total | Systematic Surveys |
|--------|-------------------------|-------------------------|-----------------|-------------|--------------------|
| | | | | | |

| | | | | | |
|--------------------|------------|------------|----------|------------|------------|
| Central Africa | 13 | 22 | 3 | 38 | 10 |
| Eastern Africa | 55 | 29 | 1 | 85 | 44 |
| Southern Africa | 254 | 122 | 0 | 376 | 233 |
| West Africa | 6 | 0 | 0 | 6 | 6 |
| Grand Total | 328 | 173 | 4 | 505 | 293 |

Threats

109. Poaching and conflict-related deaths can impact the elephant population significantly in the four geographical regions – Central, West, Southern and Eastern Africa. The elephant population, range and connectivity varies amongst countries and regions. West Africa's elephant populations are mostly small, fragmented and isolated and make up only about 5% of the entire forest elephant population. With increasing human populations and infrastructural development, many countries in West Africa are experiencing increased pressure on natural areas from mining, logging and rapid transformation of land to agriculture: between 1900 and 2013 approximately 90% of the Upper Guinean forests had been lost (CILSS 2016³⁹). There will be more conflict between people and elephants and habitat loss unless proactive and appropriate measures are undertaken to prevent or curb the impact.

110. Another factor that can contribute to declining elephant population is poaching. Central Africa's forest elephants have been severely affected by ivory poaching since about 2003 (Maisels *et al.*, 2013⁴⁰; Wittemyer *et al.*, 2014⁴¹). Evidence from the carcass reports sent to MIKE shows that poaching was already a problem in this region by 2003, long before it became unsustainable in Eastern Africa (CITES Secretariat, 2016⁴²). The number of illegal killings has been declining since 2016, falling below the PIKE threshold of 0.5 in 2020, but there is evidence for an uptick in 2021 (CITES 2022⁴³) and large quantities of ivory continued to be seized at least to 2019 (ETIS 2022⁴⁴; Wasser *et al.* 2022⁴⁵).

Engagement with range states

111. There was a huge slowdown between 2019 and 2021 in physically visiting the range countries due to Covid19. It was recognized that the AED needs to speed up on working on the savanna elephant status report and one way was to visit the range countries and work on assembling data and range maps with country focal point institutions and experts. The AED personnel visited Tanzania, Ethiopia, Malawi, Zambia and Zimbabwe. To strengthen the relationships MOUs for a number of countries are being developed or reviewed.

Conservation Action Plans and Strategies for elephant conservation

African Elephant Action Plan (AEAP)

112. This revision of the AEAP (2023) updates the AEAP (2010). This revision builds on the experience of the first 12 years of implementing the AEAP and draws on the collective expertise of the AERS as well as technical support from members of the IUCN/SSC African Elephant Specialist Group (AfESG). Contributions from these groups were collated largely through the proceedings of two workshop sessions conducted in 2019. Progress in the revision was then delayed in 2020 due to the onset of the Covid-19 pandemic. Revisions to the Action Plan resumed in the latter half of 2021 and over the course of 2022, resulting in the formal adoption of the revised AEAP in March 2023.

³⁹CILSS. 2016. Landscapes of West Africa – A Window on a Changing World. USAID/ US Geological Service, EROS, Garretson, USA.

⁴⁰Maisels F, Strindberg S, Blake S, Wittemyer G, Hart J, Williamson EA, et al. (2013) Devastating Decline of Forest Elephants in Central Africa. PLoS ONE 8(3): e59469. <https://doi.org/10.1371/journal.pone.0059469>

⁴¹ Wittemyer G, Northrup JM, Blanc J, Douglas-Hamilton I, Omondi P, Burnham KP. 2014. Illegal killing for ivory drives global decline in African elephants. *Proceedings of the National Academy of Sciences* 111:13117–13121.

⁴² CITES, 2016. 2016 trends in African elephant poaching released – CITES MIKE programme

⁴³CITES. 2022. Report on Monitoring the Illegal Killing of Elephants (MIKE). CoP19 Doc. 66.5. CITES, Geneva.

⁴⁴ETIS. 2022. Report on the Elephant Trade Information System (ETIS). CoP19 Doc. 66.6 CITES, Geneva.

⁴⁵Wasser SK, Wolock CJ, Kuhner MK, Brown JE 3rd, Morris C, Horwitz RJ, Wong A, Fernandez CJ, Otiende MY, Hoareau Y, Kaliszewska ZA, Jeon E, Han KL, Weir BS. Elephant genotypes reveal the size and connectivity of transnational ivory traffickers. *Nat Hum Behav.* 2022;6(3):371-382. doi: 10.1038/s41562-021-01267-6. Epub 2022 Feb 14. PMID: 35165434.

113. AfESG has started working on some of the objectives such as; reduction of human-elephant conflict and maintenance of the African elephant habitats and restoration of connectivity by developing guidelines that can be used by the elephant range countries.

Regional and national elephant action planning

Regional level

114. AfESG is supporting the review of the Kavango - Zambezi Trans frontier Conservation Area (KAZA-TFCA) report on recent surveys of the 5 KAZA countries of Angola, Botswana, Namibia, Zambia and Zimbabwe. The survey will provide baseline data on the numbers and distribution of elephants in KAZA to help inform the development of collective policy and practice among the KAZA partner countries for the long-term conservation, protection, and management of Africa's largest contiguous elephant population. Its results will also provide crucial information to update scientific databases such as the African Elephant Database.

National level

115. AfESG continues to be involved, either directly as a group or through its expert members in their personal capacities or collaboratively, in providing support to range States with the development of elephant strategies and National Elephant Action Plans (NEAPs). Most NEAPs are *aligned with the aspirations of the African Range States* through the AEAP. It further streamlines its activities.

116. Table 2 provides an update since the last reporting to SC74 in 2021 of the progress made by range States in terms of the development or review of their NEAPs.

Table 2: Progress made by range States in the development or review of their national elephant action plans (in red updated) from 2021 MIKES report.

| Elephant management plans | | | |
|--|---|--|--|
| <u>Central Africa</u> | <u>Eastern Africa</u> | <u>Southern Africa</u> | <u>West Africa</u> |
| <p><i>Cameroon:</i></p> <ul style="list-style-type: none"> AWF to work with national wildlife agency to renew Cameroon National Elephant Action Plan during 2023/2024 fiscal year. | <p><i>Ethiopia:</i></p> <ul style="list-style-type: none"> Elephant Action plan (2015 – 2025) was endorsed by the Prime Minister. Implementation is being undertaken by relevant conservation authority and partners. | <p><i>Angola:</i></p> <ul style="list-style-type: none"> Elephant management plan updated in April 2020. | <p><i>Cote d’Ivoire:</i></p> <ul style="list-style-type: none"> 2003 plan is being updated with the most recent information. |
| <p><i>Congo:</i></p> <ul style="list-style-type: none"> Elephant management plan was developed and approved by the relevant Minister in 2017 following a workshop by the government representatives, experts on elephant conservation, and national and international stakeholders. | <p><i>Kenya:</i></p> <ul style="list-style-type: none"> Kenya launched National Elephant Action Plan 2023 – 2032 on 3rd March 2023 by Cabinet Secretary Peninah Malonza A number of AfESG members participated in the development of the strategy. | <p><i>Botswana:</i></p> <ul style="list-style-type: none"> <i>Elephant Management Plan 2021-2026 was launched by Vice President Mr. Slumber Tsogwane in Maun.</i> | <p><i>Liberia:</i></p> <ul style="list-style-type: none"> Plan developed at a workshop in 2016 has been expanded and refined by EPI so that it aligns with the AEAP. Final version submitted to the President for signature. |
| <p><i>Gabon:</i></p> <ul style="list-style-type: none"> NEAP was finished in early 2019 and is being implemented. | <p><i>Tanzania:</i></p> <ul style="list-style-type: none"> Tanzania NEAP report is almost complete waiting national validation by stakeholders. TAWIRI is leading the exercise. | <p><i>Malawi:</i></p> <ul style="list-style-type: none"> 2015 – 2025 plan not properly aligned to AEAP, but has been extensively used and implemented | <p><i>Nigeria:</i></p> <ul style="list-style-type: none"> Nigeria is planning to release its Elephant Action Plan in 2023. The exercise is led by Federal Ministry of Environment. The |

| Elephant management plans | | | |
|----------------------------------|---|---|---|
| <u>Central Africa</u> | <u>Eastern Africa</u> | <u>Southern Africa</u> | <u>West Africa</u> |
| | | | <i>draft plan was reviewed by number of AfESG members.</i> |
| - | <i>Uganda:</i> <ul style="list-style-type: none"> Elephant Conservation Plan for Uganda 2016-2026. Being implemented by Uganda Wildlife Authority. | <i>Mozambique:</i> <ul style="list-style-type: none"> Draft plan produced in 2017 following a workshop in Maputo, but is yet to be finalized | <i>Chad:</i> <ul style="list-style-type: none"> Elephant management plan was completed in 2018 and refined in 2019 and will be implemented when funds become available |
| - | - | <i>South Africa:</i> <ul style="list-style-type: none"> South Africa does not have a NEAP. They have a National norms and standards for the management of elephants that governs elephant management and are currently in the process of developing a national elephant heritage strategy. | - |
| | | <i>Zambia:</i> <ul style="list-style-type: none"> Strategic Elephant Conservation and Management Plan for Zambia, 2021-2025. Department of National Parks and Wildlife. | |
| - | - | <i>Zimbabwe:</i> <ul style="list-style-type: none"> 2021-2025 National Elephant Management plan - Zimbabwe Parks and Wildlife Management Authority | - |

117. AfESG will continue to provide inputs and technical support to the NEAP processes. NEAPs are important frameworks for conserving elephants and for facilitating reporting of elephant status across Africa and increasing the robustness of data used for a wide range of decisions. Range States are encouraged to develop and implement their NEAPs.

Asian elephants (*Elephas maximus*): Status, Threats and Conservation actions

118. This section has been prepared by the IUCN/SSC Asian Elephant Specialist Group (AsESG).

119. The Asian Elephant Specialist Group (AsESG) is a global network of specialists studying, managing, monitoring, and conserving Asian elephants (*Elephas maximus*) across their 13 Range States in Asia. The overall aim of the AsESG is to promote the long-term conservation of Asia's elephants and, where possible, recover populations to viable levels; provide sound scientific and technical advice to aid decision-making and conservation actions; and build the capacity of Asian Elephant Range States to manage the species and the challenges it faces.

120. This report provides an update since the report submitted to the 74th Standing Committee report.

121. Asian elephants are found in 13 range countries with nearly 60% of the population being present in India. Other countries with relatively large populations are Myanmar, Sri Lanka, Thailand, Malaysia, and Indonesia. Smaller populations are found in Cambodia and Lao PDR. The countries of Nepal, Bangladesh, Bhutan, China, and Vietnam have very small populations numbering a few hundred or fewer. While the Asian Elephant population is estimated to be 30,000 to 50,000, in most cases this estimate is not based on sound data and is largely compiled from historic reports. Approximately, 15,000 (AERSM, 2017; Menon and Tiwari, 2019) of the world's Asian elephants are living in captivity, representing at least 25% of the entire Asian elephant population. The largest single population of captive elephants is in Myanmar and numbers about 6,000 individuals.

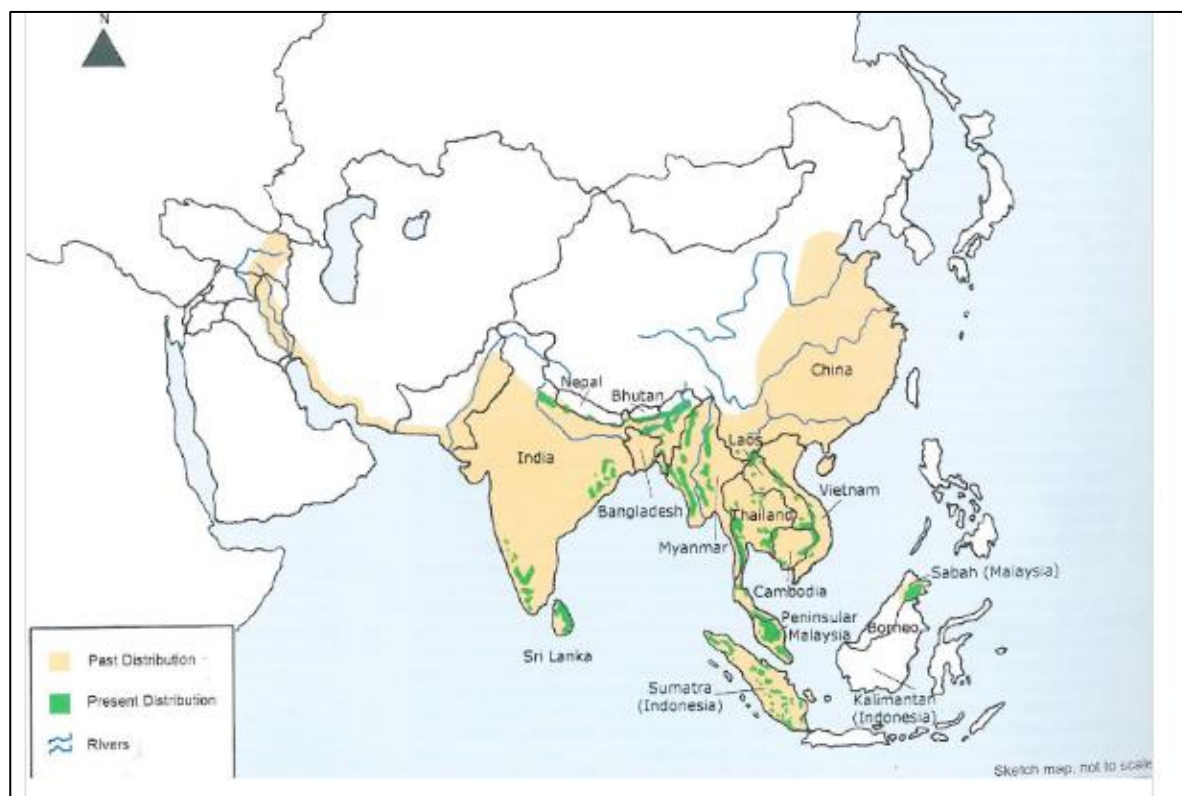


Figure 1: Asian elephant distribution map

Source: Sukumar (2011)

122. Asian elephants are endangered due to their ongoing decline of their populations (Ling *et al.* 2016). As of 2018, population size estimates collated across all range countries, suggest a global Asian Elephant abundance of 48,323–51,680 individuals in the wild (Menon and Tiwari 2019). Although the overall Asian elephant populations remains stable in Asia but the further decline of elephant population in Bangladesh, Indonesia, Lao PDR, Sabah Malaysia and Myanmar in comparison to the population estimation in 2019 are of concern (Menon and Tiwari, 2019, AERSM, 2022; 11th AsESG meeting 2023). As such, the small wild elephant population (less than 500) left in the wild in countries like Vietnam (104-134), Nepal (227), Bangladesh (260), China (300) and Cambodia (400-600) is alarming.

The current population of wild and captive Asian elephants is as below:

| Sl. No. | Country | Wild elephant population 2019 Source: William <i>et al.</i> , 2020 | Wild elephant population 2023 Source: 11 th AsESG meeting 2023; * Third Asian elephant range state meeting, 2022 |
|---------|---------------------|---|--|
| 1 | Bangladesh | 289–437 | 260 (210-330) |
| 2 | Bhutan | 605–761 | 678 |
| 3 | Cambodia | 400–600 | 400-600 |
| 4 | China | 300 | 300* |
| 5 | India | 29964 | 29964 |
| 6 | Indonesia | 1,784–1,804 | 928-1379 |
| 7 | Lao PDR | 500–600 | 300-400 |
| 8 | Peninsular Malaysia | 1,223–1,677 | 1223-1677 |
| 9 | Sabah Malaysia | 2040 | 1000-1500 |
| 10 | Myanmar | 2,000–4,000 | 1500-2000 |
| 11 | Nepal | 109–145 | 227 |
| 12 | Sri Lanka | 5879 | 5879 |
| 13 | Thailand | 3,126–3,341 | 4013-4422 |
| 14 | Vietnam | 104–132 | 104-134 |

123. In many of the Asian elephant range states, massive destruction of forest, due to agricultural practices, conversion to plantations, logging, industrial establishments, linear infrastructural developments and mining has put pressure on the remaining Asian elephant population (Ling *et al.* 2016; Calabrese *et al.*, 2017; Yang *et al.*, 2019; Vijayakrishnan *et al.*, 2020; Thant *et al.*, 2023). Asian elephant populations have likely declined due to habitat loss (Menon and Tiwari, 2019; Chan *et al.*, 2022), illegal killing (Kalam *et al.*, 2018; Ghosh *et al.*, 2022), capture of live elephants for the timber industry and other purposes (Mar, 2020), consequences of severe human-elephant conflict (Chowdhury, 2017; Kalam *et al.*, 2018; Butler, 2019; Srinivasaiah, 2019; Fernando *et al.*, 2021; Gunawansa, 2023) and poaching for their ivory, skin and meat (Sampson *et al.* 2018; Thant *et al.*, 2023; Zhao, 2023).

124. Persistent poaching across several landscapes contributes to selective removal of males (Davidar, *et al.*, 2015; Sampson *et al.* 2018) while recent reports of poaching for skin and suggests additional emerging threats which puts pressure on females and juveniles as well (Sampson *et al.*, 2018; Thant *et al.*, 2023). Elephant poaching for skin and meat in Myanmar is widespread (Sampson *et al.*, 2018; Thant *et al.*, 2023) and elephant skin and bones are used to produce a medicinal paste, elephant skin to make bracelets and elephant feet and trunks for furniture or decoration (Sampson *et al.* 2018).

125. **Ivory trade** – Ivory continues to be traded in many Asian countries because of ineffective policies, weak enforcement, porous international borders and corruption (Reuter and O'Regan 2017). Poaching of elephants for ivory trade is not a major concern in Bangladesh, Bhutan, Nepal and Sri Lanka. There are no online ivory trade markets in these countries. However, vigilance in Chattogram in Bangladesh may be increased due to recent surge in ivory seizures in the area (Bangladesh FD, 2023). The southern part of Bhutan including the Royal Manas National Park could be the hotspot for illegal ivory trade due to recent instances of poaching and electrocution of elephants for tusks (Bhutan FD, 2023).

126. With the ban of ivory trade in China in 2017, Chinese demand for ivory has declined (Gao *et al.*, 2022). Already one-third of China's ivory carving factories and retail have been shut down (Gao *et al.*, 2022). However, the Chinese merchants are suspected to have moved their operations to other South East Asian

countries such as Vietnam and Lao PDR (Stiles, 2021). Most sales on worked ivory, however, are still done in shops, market stalls or person-to-person where law enforcement is weak. There are still some die-hard ivory consumers in China who purchase their ivory outside China while travelling tourists to Japan, Vietnam, Laos, and Myanmar (Stiles, 2021). The vendors of Burmese border town of Mong La have established a wildlife trading hub from which products like ivory and elephant skin can be transported into China (Stephens and Southerland, 2018). However, there is a downward trend in the rate of purchase of ivory in China which is encouraging.

127. In Cambodia, much of the ivory originates from elsewhere, probably Africa but recently the poaching and ivory seizures in the country has decreased drastically. Though no illegal or online markets in Cambodia is recorded to exist, market ivory surveys in Phnom Penh and Siem Reap suggest that there is a demand for ivory from Chinese, Vietnamese and Cambodian buyers, amongst others (GDANCP, 2020). There is some indication that this demand is increasing, and there is a risk that international buyers may enter Cambodia to purchase ivory for re-sale in their countries of origin (GDANCP, 2020). This may increase demand for imports of ivory and other elephant parts to Cambodia, and potentially lead to poaching of local elephant to meet such demand.
128. In Myanmar poaching for ivory have been reported from Boat Pyin Township, Kawthaung District, Taninthayi Division and Thar Paung & Patheingyi Township, Patheingyi District, Ayeyarwady Division (Report of Govt. of Myanmar submitted to IUCN SSC AsESG, 2023). Hunting and ivory trade may be much higher than previously thought and contribute significantly to poaching pressures (Budd *et al.*, 2021). The ivory trade is long-established in Myanmar with ivory carving a multigenerational family business in some cases, especially in the traditional ivory carving centre of Mandalay. Ivory is sourced in, as well as imported into, Myanmar, carved or processed, and then sold to local buyers or to foreigners (especially Chinese and Thai nationals) both through legal and illegal markets (MECAP, 2018). China, Thailand and India border Myanmar and two new ports being planned in Myanmar could increase the use of Myanmar as a transit point for illegal wildlife trafficking. Construction of major new roads a worrying potential for the country to become an important transit country for illegal ivory to neighbouring countries (MECAP, 2018). Policing and regulating wildlife trade in autonomous regions within Myanmar, especially along the border with China and the eastern border with Thailand, is a major challenge. Cross border security is a concern due to weak law and enforcement, limited budget, insufficient staff, limited technical capacity and limited cross sectoral and transboundary collaborations (MECAP, 2018).
129. Viet Nam, Malaysia and Cambodia are among the major countries of transit or destination of shipment of ivory from African elephants. Other transit countries include Lao PDR, Singapore, Philippines, Indonesia and Thailand (). In Viet Nam, 13 tonnes of ivory smuggled from Africa was seized this year (Reuters, 2023). In 2019, 48,217 kilograms of ivory were seized in the main demand countries of China (including Hong Kong), Vietnam, Thailand, Laos and Cambodia (Stiles, 2021). Few traditional crafts villages around Hanoi in Viet Nam sell large quantities of ivory through online platforms (Stiles, 2021). In 2022, 4341 kg of raw ivory of African origin was seized by Royal Malaysian Customs Department (RMCD) from Port Klang, Selangor of Malaysia most of which were destined for other southeast Asian countries (Report of DWNP, Peninsular Malaysia, 2023). Cases of ivory seizures also reported from India and Bangladesh in south Asia.
130. **Illegal killing** – Illegal killing of elephants of Asian elephants have been reported from Bangladesh, Bhutan, Cambodia, India, Malaysia, Myanmar, Nepal, Sri Lanka (reports of the FD of the countries to IUCN SSC AsESG, 2023). Though reports from other countries have not received, illegal killing of elephants in other Asian elephant range countries is known to persist. Between 2021-23, eight elephants in Bangladesh were illegally killed by electrocution or gunshot. However, this was not related to trade in ivory but due to HEC. In Bhutan, five cases of illegal hunting were reported between 2020-23 due to electrocution and hunting and in three cases the tusks were missing from the carcass. In Cambodia, snares are used but the cases were related to HEC and not poaching. In India, elephants are illegally killed due to electrocution, poisoning and poaching. In Malaysia, seven cases of illegally killing of elephants were reported between 2021-23 (by poisoning and gunshot) but none of the cases were related to poaching. In Myanmar, two cases of poaching for ivory were reported from Ayeyarwady in 2022 (Myanmar FD, 2023). In Nepal, three cases of electrocution of elephants were reported between 2020-23, due to HEC. In Sri Lanka, 23 cases of illegal killing by explosives, poisoning, electrocution, gunshot were reported by the Department, all as a response to the intensifying HEC in the country.
131. **Online ivory trade** – In Indonesia, though Facebook and Instagram accounts were used for online trade in ivory items (mostly for jewellery) the trend has decreased significantly since 2016 (TRAFFIC 2020). Nusa Tenggara provinces, which have never been associated with the ivory trade, were found to be among the most important online ivory hotspots in the country.

132. In Peninsular Malaysia, seven cases of online trading of ivory (Kris handle made of ivory) has been reported between 2020-23 (Govt. of Peninsular Malaysia, 2023). Online promoting of illegal wildlife trade has been included as wildlife offences under the gazettment of the Wildlife Conservation (Amendment) Act 2022 on the 10th of February 2022. Malaysian Govt. is conducting investigation and profiling on the suspected group of people who are actively promoting illegal wildlife through online platform. The Govt. is obtaining assistance from social media and online business platform for instance Facebook, Lazada, Shoppe etc. to understand the procedure in deactivating or removal of the suspected individual profile or illegal wildlife selling group.
133. In Viet Nam, a few traditional crafts villages around Hanoi are still reported to sell ivory online (by Facebook, Vao) and sending the ivory to customers by post or courier (Stiles, 2021).
134. **Trade in other body parts** – Mong La in Myanmar has recently emerged as a significant hub in ivory trade as well as is a market place for elephant parts and products including elephant skin, teeth, bones, hair and other parts and derivatives such as meat or genitalia (MECAP, 2018).
135. **Live elephant trade** – Trade in live elephants occurs in Nepal, Myanmar, India, Sri Lanka, Thailand. Nepal, is primarily a destination for live elephant trade where commercial trade of elephants is not allowed but they can be gifted. Captive elephants from India are known to be transported (walked or by truck) into Nepal (particularly Sauraha area in Chitwan National Park) for tourism purposes (Szydlowski, 2022).
136. In Myanmar, illegal capture for cross border trade to supply circuses or tourist camps, or as working elephants (e.g. in the logging industry or as transport animals) has been known to be a problem for a long time (Shepherd 2002), and research suggests that the trade continues (MECAP, 2018).
137. Sri Lanka has been a destination for elephants imported legally from India and Myanmar for temples in Sri Lanka. Illegal live wild elephant trade is known to occur and most seizures have been reported from Colombo and kept at the Pinnawala Elephant Orphanage or Elephant Transit Home, Udawalawe (Prakash *et al.* 2020). The illegal capture of wild elephants has been recorded to be sourced from wildlife protected areas and state forests including Ruhuna (Yala) National Park, Udawalawe National Park, and Katagamuwa Sanctuary and state forests in Managed Elephant Range – Hambantota, Galgamuwa, Maho, and Weeravala (Prakash *et al.*, 2020). Smugglers sedate the maternal elephants using tranquilizing guns and injecting tranquilizers into the young elephants. Automatic weapons are also used to kill protective members of the herds.
138. Young elephants are prized higher than adults in Myanmar and Thailand (Nijman 2014). Thailand is known to be the main destination for illegally sourced elephants from Myanmar, and since their diminished use within the logging industry in many countries, the main reason for the trade is now increasingly tourism (Hankinson *et al.*, 2020).
139. There is no tradition of trophy hunting in China, Viet Nam. Any seizures for hunted tusks, trophies were from imports from Africa brought in for commercial purposes (Stiles, 2021).

AsESG members meeting

140. The 11th meeting of the Asian Elephant Specialist Group (AsESG) was held in New Delhi and Corbett in India from 14th to 17th march 2023 that was attended by Government officials from 11 Asian elephant range countries apart from AsESG members are other experts. Wide range of issues including standards and guidelines for the management and welfare of elephants in wild and in captivity, wildlife emergencies, national action plans, red-listing of Asian elephants and challenges for the conservation of elephants in Sabah, Malaysia were discussed.
141. AsESG during last few years has been working to develop protocols in the form of guidelines and manuals to guide the management of specific matters confronting elephant conservation in an effective and scientific manner. AsESG is currently working on nine working groups to develop outcome documents for long term conservation of Asian elephants.
142. At CITES CoP19, AsESG also conducted a side event on “Kathmandu Declaration and its implication for conservation of Asian elephants” on 16th November, 2022 at Panama Convention Centre, Panama City. About 100 people participated at the side event with officials from India, Nepal, Malaysia, IUCN SSC, African Elephant Specialist Group and CITES Secretariat speaking at the event.

Elephant conservation action plans

143. Reiterating the need to have National Elephant Conservation Action Plans (NECAP) for all the 13 range States, the AsESG offered to assist countries to develop these action plans. As an outcome and since the last reporting, AsESG has recently in March 2023 released the first edition of the “Action Elephant”, a compendium of the updated National Elephant Conservation Action Plans. The first edition of “Action elephant” comprises of six National Elephant Conservation Action Plans. This includes the updated National Elephant Conservation Action Plans of Bangladesh (2018), Bhutan (2018), Cambodia (2020), Lao PDR (2022), Myanmar (2018) and Sabah Malaysia (2020). AsESG is also working with Ministries of Peninsular Malaysia and Viet Nam in the preparation of their NECAP. Nepal has prepared its draft plan and which is being reviewed.

Annex 1: Asian Elephants Status, Threats and Conservation actions Country-wise elephant trade scenario

Bangladesh:

144. **Population:** The Asian elephant in Bangladesh is now reduced to a small population of 289-437 individuals (IUCN ASEG Report 2020) of which around 210-330 are resident and 79-107 have trans-boundary ranges (Ministry of Environment and Forests, 2018).
145. **Distribution:** The present day elephant population in Bangladesh is highly fragmented and the elephants are mostly confined to evergreen forests of Chittagong, Chittagong Hill tracts and Cox Bazar (Ministry of Environment and Forests, 2018). It is estimated that up to 30% of Bangladesh's elephant population are transboundary migrating over the borders from and to neighboring India and Myanmar (Ministry of Environment and Forests, 2018). Trans-boundary movement occurs in the central-north and south-east of Bangladesh. In the central-north, elephants in Kurigram, Sherpur, Netrokona, Jamalpur and Maulvi Bazar districts, have transboundary ranges overlapping the Indian states of Meghalaya and Assam (IUCN 2004; Islam 2006, Islam *et al.* 2011, Ministry of Environment and Forests, 2018). In the south-east, some herds in the Chittagong Hill Tracts move to and from Mizoram state of India and some in the Teknaf area in Cox's Bazar move to and from Arakan of Myanmar (Islam *et al.* 2011; Ministry of Environment and Forests, 2018).
146. **Legislation:** The Asian elephant is listed in the Third schedule of the Bangladesh Wildlife Conservation (Amendment) Act (1974) providing full protection from hunting, killing and capturing. According to the Wildlife (Conservation and Security) Act, 2012, the penalty for killing an elephant will be imprisonment for 2 - 7 years and also with a fine of Tk 100,000- 1,000,000 (US\$ 920-9,200), and for a repetition, imprisonment not exceeding 12 years and a fine upto Tk 1,500,000 (US\$ 13,800). In addition, in case of unlawful collection, carriage and trades of elephant body parts and products will induce a sentencing a maximum three years of imprisonment and up to three lakh taka of a monetary fine.
147. **Trade:** In Bangladesh, direct killing of elephants takes place, usually either by the killing of stray elephants, mostly during the human-elephant conflict (HEC) situations, or by the illegal poaching for body parts or meat consumption.
148. Demand for elephant meat and tusks in the south-east also pose a serious threat to elephants (Islam *et al.*, 2011). The international demand for the elephant tusks and other body parts is now recognized, but little is known about the status and trends of elephant poaching and relevant trades in Bangladesh (Barua, 2014). However, illegal trades of elephant body parts are not the only reason for elephant poaching. A study stated that a tribal community called 'Pankhu' hunts wild elephants for meat in CHT south forest division (IUCN Bangladesh, 2004).
149. Though there is no ivory market in Bangladesh and no online trade in ivory has been detected so far, three cases of ivory confiscation have been reported by the Bangladesh Govt. between 2021-23 (Report of Bangladesh FD, 2023). In 2021 and in 2022, the ivory seizures (4.2 kg in 2021 confiscation and 2.7kg in 2022 confiscation) were made in Chandgaon in Chattogram from the shopping bag of the culprit while in transit in a bus. In May this year, four pieces of ivory (10.5 kg in total) was confiscated from Panchlaish Model Thana in Chattogram hidden in bags under the bed of an apartment.
150. Though eight cases of illegal killing of elephants have been reported between 2021-23 (Report of Bangladesh FD, 2023), none of them seems to be for poaching for ivory. Of the eight elephant deaths, six were found to be electrocuted and two were killed by gunshots. In all the five dead male elephants, ivory was found to be present in the carcass.
151. **Conservation actions taken:** Bangladesh ratified to CITES on 20 November 1981 and entered into force on 18 February 1982 (www.cites.org). Bangladesh joined the MIKE in 2003 and declared the Chunati Wildlife Sanctuary as a MIKE site in 2003. Bangladesh Govt. has developed a Wildlife Crime Control Unit (WCCU) in 2012 to stop and control illegal wildlife trade and related wildlife crime. WCCU has a 24- hour hotline for reporting of illegal wildlife trafficking and coordinates with other agencies including Rapid Action Battalion (RAB), Border Coast Guard, Customs, Police and Ministry of Foreign Affairs to tackle wildlife crime in Bangladesh. WCCU also collaborates with TRAFFIC, UNDOC, INTERPOL and ICCWC internationally to build synergies and to develop tools for more effective enforcement of wildlife trade.

Bhutan:

152. **Population:** The existing population in Bhutan is estimated to around 678 individuals and is restricted to areas bordering India mainly in protected areas; however seasonal cross-border movements to India have been restricted as a result of habitat deterioration in both countries.
153. **Distribution:** The elephant distribution covers foothills along the Southern border in the districts of Samdrupjongkhar, Sarpang, Tsirang, Samtse and Gedu (Jigme and Williams, 2011).
154. **Legislation:** Forest and Nature Conservation Act of Bhutan 1995 accords highest protection status to the elephant by listing it under Schedule I species and the current legislations imposes fines ranging from Nu. 15,000.00 for offense committed against elephant to Nu. 100,000.00 as compensation for missing tusks of an elephant (RGoB, 2017).
155. **Trade:** Elephant poaching in Bhutan is insignificant. Yet, owing to porous international border and existence of illegal trade of elephant parts and products in the region, poaching remains as a constant threat to its conservation. Use of ivory for making Bhutanese traditional items like cups, prayer beads, jewellery, etc., indicates that there is demand for elephant ivory in the country and this would remain as a prime driver for elephant poaching (NCD, 2019). There have been no incidents of trade in live elephants in Bhutan and the country is not thought to be a source, transit, or destination for live elephant trade. However, the southern part of Bhutan including the Royal Manas National Park could be the hotspot for illegal ivory trade. Incidentally, no case of illegal ivory seizures by the people across the border have been recorded between 2021-2023 (Report of Bhutan FD, 2023). However, six cases of illegal killing of elephants have been recorded between 2020-23 of which four were adult males. Two adult males were hunted in Royal Manas National Park and the ivory from the carcass were missing. In 2020, one male was found electrocuted in Dagana Forest Division with its ivory missing and the ivory of an adult male found in Pemagatshel Forest Division for reasons unknown was handed over to the Forest Department. Three cases of poaching were reported between 2020-23 reported from Royal Manas National Park (1 on 2021-22) and Bathligurung and Goverkunda, Manas (2 in 2022-23).
156. **Conservation actions taken:** Bhutan joined CITES in 2002 (www.cites.org). SMART Patrolling are put in place to curb the illegal activities in all the 24 field offices under the department. Border patrolling is done to check any poaching and other wildlife related offences. There is strong enforcement on wildlife protection rules and regulations. Bhutan has a good collaboration with Indian Govt and the Wildlife Crime Control Bureau. Bhutan also has partnered with NOGOs in India particularly Wildlife Trust of India to train its frontline staff against trade and poaching. The collaboration of Bhutan with IUCN SSC AsESG in developing its long pending National Elephant Conservation Action Plan (2018-28) has laid down the log frame to prevent poaching and illegal trade of elephant and its body parts.

Cambodia:

157. **Population:** Previous estimates of the elephant population of Cambodia ranged from 2000 (Kemf & Jackson 1995), to 500 to 1000 (Osborn & Vinton 1999) is now estimated to be around 400-600 (Maltby and Bouchier, 2011; Menon and Tiwari, 2019).
158. **Distribution:** The two largest elephant populations are located in two Protected Area network complexes (1) Eastern Plains Landscape situated in eastern Cambodia and the Cardamom Mountains Landscape located in southwestern Cambodia (Maltby and Bouchier, 2011; GDANCP, 2020). Each of the landscape are estimated to cover an area of more than a million hectares (GDANCP, 2020) and are primarily comprised] National Parks and Wildlife Sanctuaries, with the wider Cardamon Landscape also including a a PA recognised as a multiple-use area and multiple-use area. Small fragmented population also occur in a range of protected areas located in central and northern areas in the country (Maltby and Bouchier, 2011; GDANCP, 2020). While data is limited, it is believed that small trans-boundary populations occur inside and outside protected areas, these include the following areas (1) the northern border with Lao PDR in Preah Vihear and Ratanakiri provinces, (2) eastern Thailand and western Cambodia most likely Battambang and Palin provinces and possibly though unconfirmed in Pursat province (3) western Vietnam and eastern Cambodia, predominately Mondulakiri province and possibly a small section of the southern Ratanakiri province in Thailand.
159. **Legislation:** The trade in ivory of Asian elephants has been prohibited in Cambodia since 1994 and the country ratified in CITES in 1997. Wild and captive elephants are protected under Cambodian domestic legislation. Illegal trade of elephant parts can result in imprisonment of between 5-10 years, with the term

doubled for multiple violations. However, the Cambodian legislation does not cover wildlife originating from outside the country. This means that domestic trade in African ivory is not yet prohibited under Cambodian law (TRAFFIC Bulletin, 2017). A current wide-ranging review of Cambodia's environmental legislation is currently being worked on by the Cambodian Government.

160. **Trade:** Poaching over the last 30 years has decimated the elephant population in Cambodia. However, the levels of hunting have abated significantly over the last 10 years. As reported by Cambodian Govt., there has not been a reported incident of poaching in the last 3 years. However, elephant mortalities could be underreported because law enforcement and community patrol teams are limited in numbers while hunting occurs over vast forested areas. Anecdotal reports suggest some of the deaths could have resulted from the continued demand for elephant parts. Trade of elephant parts may also be opportunistic if a carcass is found or an elephant killed in retaliation for crop-raiding.
161. The trophy tusk imports and ivory market in Cambodia is relatively small (Stiles, 2021). The recent domestic ivory market bans in China and Vietnam could have caused the entire market to go underground (Stiles, 2021). Most sales on worked ivory, however, are still done in shops, market stalls or person-to-person where law enforcement is weak. Based on the volume of the trade, the size of ivory items, and the recently very low levels of elephant poaching in Cambodia, it is likely that much of the ivory originates from elsewhere, probably Africa. The Cambodian Govt. recently has reported that there were two instances of ivory seizures in 2016 and 2018 in Phnom Penh port where 4641 kg of ivory were being shipped. No illegal or online markets in Cambodia is recorded to exist. But, consumer groups in Cambodia are willing to pay high prices for ivory items as some may be unaware of poaching of elephants and illegal trade in ivory (WildAid, 2014).
162. In addition to improved roads throughout the country and along international borders, there has been an increase in small roads throughout protected areas, thus increasing accessibility and facilitating poaching within key elephant habitats. Market ivory surveys in Phnom Penh and Siem Reap suggest that there is a demand for ivory from Chinese, Vietnamese and Cambodian buyers, amongst others (GDANCP, 2020). There is some indication that this demand is increasing, and there is a risk that international buyers may enter Cambodia to purchase ivory for re-sale in their countries of origin (GDANCP, 2020). This may increase demand for imports of ivory and other elephant parts to Cambodia, and potentially lead to poaching of local elephants to meet such demand.
163. **Conservation actions taken:** Cambodia Government has been working with several international NGOs and neighbouring countries to combat illegal wildlife crimes. Management strategies to reduce wildlife crimes inside protected area boundaries include regular patrolling by government rangers to remove snares, prevent illegal hunting and other illegal activities. Community awareness programmes are being organised involving various stakeholders.

China:

164. **Population:** Around 300 elephants live in Yunnan province in Southwest China, bordering Lao PDR, Myanmar and Vietnam.
165. **Distribution:** Elephants in China are scattered in human-dominated landscapes across Xishuangbanna, Lincang, and Pu'er prefectures of Southern Yunnan, in southwest China (Chen *et al.*, 2021).
166. **Legislation:** Since 1988, the Asian elephant is designated as Class I protected animal in China's Wildlife Protection Law. However, there have been many changes in wildlife protection and illegal wildlife trade since 1988. A new version of the Wildlife Protection Law of the People's Republic of China came into force in 2023.
167. The new regulation prohibits publishing of any advertisements for selling, purchasing or using wildlife and its products or the restricted hunting tools. It prohibits any trading sites including the online trade platform and commodity trading market provide services for illegal selling, purchasing or using of wildlife and its product.
168. The new law strengthened the legal responsibility both for the criminals and for the management and law enforcement officers. For criminals, "Relevant information in illegal activities of wildlife will be recorded in personal social integrity file and made public." For officers, "who do not investigate or publish the name of criminals upon discovering or receiving the report in illegal trade of wildlife or abuse, shall be given demerits, demotion, or dismissal and their supervisors shall resign".

169. The new law also strengthens international and domestic cooperation in combating illegal trade of wildlife. The law requests the relevant authorities “to organize and carry out international cooperation and communication on wildlife protection and relevant law enforcement operation,” and “to establish an inter-agency coordination mechanism to prevent and combat the smuggling and illegal trade of wildlife and its products, and to conduct operations to prevent and combat wildlife crime.”
170. **Trade:** China was recognized as one of the main destinations for illegally sourced ivory (Gao and Clark, 2014; Stephens and Southerland, 2018). However, the Chinese government enacted bans on imports and exports of ivory in 2015 and on the domestic ivory trade in 2017 (Gamso, 2019).
171. No information has been received from the Government of China on the recent trade and poaching cases in China. Literature survey indicates that China’s land borders are approximately 13,600 miles long, limiting the Chinese government’s ability to police them. The Burmese border town of Mong La vendors have established a wildlife trading hub from which products like ivory and elephant skin can be transported into China (Stephens and Southerland, 2018). Smugglers also use private border crossings with weaker security, further complicating enforcement efforts.
172. There is no tradition of trophy hunting in China. Any seizures for hunted tusks, trophies were from imports from Africa brought in for commercial purposes (Stiles, 2021). Post ban in 2017, large quantity of ivory (48,217 kg) were seized in 2019 in China including Hong Kong indicating authorities taking illegal ivory trade seriously (Stiles, 2021). As China and Vietnam have been highlighted in ETIS reports as countries ‘greatly affected by ivory trade’, CITES has imposed on them the responsibility of preparing the National Ivory Action Plans aimed at halting illegal ivory trade (Stiles 2021).
173. The recent domestic ivory market bans in China and Vietnam have caused the entire market to go underground (Stiles, 2021). Most sales, however, are still done in shops, market stalls or person-to-person. In addition to domestic markets, up to 50% of Chinese purchase their ivory outside China while travelling, 67 which has increased illicit ivory market activity considerably in countries where law enforcement is weak (such as Myanmar, Laos and Cambodia) to meet Chinese demand (Stiles, 2021).
174. The recent rises in the ivory wholesale price in Vietnam and China suggest either that stockpile sales are decreasing, thereby constricting supply, or that the sourcing shift from East and southern Africa to West and central Africa is the cause.
175. A 2017 GlobeScan survey of top Chinese ivory markets indicated about 31% of urban consumers are “borderline” purchasers and about 19% of urban consumers are “die-hard” consumers and their intention to purchase ivory fell from 43 to 18%. Though the price has declined and it is now illegal to openly purchase ivory in China, Chinese tourists to Japan, Vietnam, Laos, and Burma can still purchase ivory (Stephens and Southerland, 2018).
176. The most recent GlobeScan-WWF ivory consumer survey in China reported that 12% of participants surveyed had purchased ivory in 2020, down from 31% in 2017, before the domestic legal market closure (Meijer *et al.*, 2021). Though this rate of consumption is still high, but the downward trend in consumption is till encouraging.
177. **Conservation actions taken:** China has been a party to the CITES since 1981 and has a legal framework in place to regulate international trade in wildlife (Stephens and Southerland, 2018).

India:

178. **Population:** India holds by far the largest number of wild Asian elephants, estimated at about 29,964 or nearly 60% of the global population of the species (data from Project Elephant Directorate in 2017).
179. **Distribution:** Wild elephants are presently confined to four different regions: (i) the foothills of Himalayas in the north (ii) the north-eastern states (iii) the forests of east central India, and (iv) the forested hilly tracts of Western and Eastern Ghats in southern India. A small population of feral elephants exists in the Andaman Islands.
180. **Legislation:** The primary wildlife legislation in India is the Wildlife Protection Act of 1972 where elephants are considered a Schedule I species, conferring it the highest level of protection. As elephants are a Schedule I animal, the penalties for either illegal trade in live elephants or in elephant ivory/parts are the same: a fine

and 3 years of prison for the first offense, thereafter up to 7 years in prison. Additionally, private owners can have their ownership certificate revoked and their elephant(s) confiscated for illegally trading live elephants.

181. **Trade:** In India, trading in elephant tusks is prohibited under Schedule I of Wild Life Protection Act, 1972. The international and domestic trade in both raw and worked mammoth ivory items is banned in India, following the CITES elephant ivory ban, because of the look-alike appearance of mammoth and elephant ivory (Vigne and Martin, 2017). However, poaching of elephants for ivory and live trade in elephants are known to occur sporadically. A total of 23 elephants are reported to have been poached between 2019-21 in India from the states of Jharkhand, Kerala, Meghalaya, Nagaland, Odisha, Tamil Nadu (PE Directorate, 2022). A total of 15 ivory seizures was reported between 2021-22 (Odisha, Kerala, Chhattisgarh, Karnataka, West Bengal), all being transported through land route (PE Directorate, 2022). Though no ivory seizures were made in Nagaland, Forest Department has informed of elephant meat being consumed by locals and in one instance a local was held for illegally carrying elephant meat weighing 33.5kg (Nagaland FD).
182. The trade in captive wild elephants extends beyond the borders of Myanmar to India. There is also a demand for live elephants in Kerala wherein full-grown tuskers have been bought from Assam for temples. While there are laws in place to prohibit such action in India, the trade in Asian elephants transported from Assam continues unabated (Panda, 2014).
183. Directorate of Revenue intelligence (DRI) plays a pivotal role in tackling environmental crimes across international borders. Two significant seizures by DRI in 2021-22 involved seizure of 27.85 kgs of elephant tusk/ivory (2021-2022 Report, 2022). In August 2021, the officers of DRI intercepted two passengers at Howrah Railway Station, Kolkata (West Bengal) and seized 59 cylindrical pieces of tusks of Indian elephant in assorted sizes, totally weighing 14.90 kg from their luggage (2021-2022 Report, 2022).
184. India has always been at the forefront in banning the domestic trade in ivory in 1986. Incidentally, India's decision to abstain against the proposal to re-open the international trade in ivory at the CoP 19 of CITES at Panama in 2022 was unaccounted for. However, the proposal, to allow a regular form of controlled trade in ivory from Namibia, Botswana, South Africa, and Zimbabwe was defeated at the CoP.
185. **Conservation actions taken:** Govt. of India is also working towards trans-boundary elephant conservation with neighbouring range countries. India formally joined the South Asia Wildlife Enforcement Network (SAWEN) in 2016 to fight against poaching of wildlife in the entire region. The Govt. of India has also constituted an intelligence and enforcement agency, the Wildlife Crime Control Bureau (WCCB) in 2007 which is actively working to deter organised wildlife crime and improve enforcement standards in the country.

Indonesia:

186. **Population:** Indonesia has two subspecies of the Asian elephant, the Sumatran elephant (*Elephas maximus sumatranus*) and the Borneo elephant (*Elephas maximus borneensis*) (Azmi and Gunaryadi, 2011). The elephant population in Indonesia is estimated to be 928-1379 (11th AsESG meeting, 2023).
187. **Distribution:** Sumatran elephant habitat covers all forests on the island of Sumatra from Lampung Province to, ranging from Wet Forests and Brackish Forests near the coast to Mountain Forests (Abdullah *et al.*, 2021). The spread of Bornean elephants is in the northern region of Borneo, namely Sabah (eastern part of Malaysia) and North Kalimantan (part of Indonesia) (Sukmantoro *et al.*, 2021).
188. **Legislation:** Indonesia has issued a new list of protected species in 2018 (The Ministry decree NOMOR P.106/MENLHK/SETJEN/ KUM.1/12/2018) and currently lists the Asian Elephant (*Elephas maximus*) as protected. However, there still remains no listed protection for elephant species deriving from outside of the country, still leaving a loophole for trade of non-Asian Elephant species in the country (Indraswari *et al.*, 2020).
189. Act No. 11 of 2008 on Information and Electronic Transactions provides Indonesia's legal framework for governing online activities including trade transactions. Indonesia additionally has Act No. 7 of 2014, which stipulates certain procedures for all forms of business and trade, including online trade. Neither of these laws explicitly prohibit the sale of ivory or any other wildlife products. However, they do state that it is prohibited to sell any items that are illegal under the Indonesian Law, despite not referencing any law in particular. Violation of the law carries a variety of sanctions, ranging from revocation of business licences to prison sentences of up to four years and fines of up to IDR12 billion (USD883,000) (Indraswari *et al.*, 2020).

190. **Trade:** No information on ivory trade in Indonesia has been received from the Indonesian Govt. Literature reports suggest that Indonesia has modest involvement in the illegal ivory trade, playing no major role either as a transit or a destination country (ETIS Report, 2019). Typical ivory seizures within Indonesia involve swagger sticks, carvings, trophy tusks, jewellery and cigarette holders, with the latter being a particularly popular item among Indonesian customers (Indraswari *et al.*, 2020).
191. Indonesia is also not a source, transit, or destination for illegal trade in live Asian elephants.
192. A study conducted by TRAFFIC in 2020 reports that Facebook and Instagram accounts are used for online trade in ivory items (which were mostly for jewellery). However, the trend has decreased in 2019 to a total case of 46 from 67 encountered in 2016. During the survey, a total of 402 items were found for sale in 168 posts across Indonesia (Indraswari *et al.*, 2020). In 2019, Nusa Tenggara provinces, which have never been associated with the ivory trade, were found to be among the most important online ivory hotspots in the country. In spite of this, Indonesia has generally been considered to play a minor role in the ivory trade.
193. **Conservation actions taken:** Indonesia has been a signatory to CITES since 1978.

Lao PDR:

194. **Population:** Current wild elephant population is estimated to be about 300-400 (11th AsESG meeting 2023).
195. **Distribution:** Currently the elephants are found within and outside of forest, covering 14 provinces of Lao PDR.
196. **Legislation:** Under the Lao National Wildlife and Aquatic Law (2007), it is considered a criminal offense to remove, kill or trade in wild Asian elephants. A Restricted Species Category 1, offenders can be punished for three months to five years of imprisonment, depending on the offence. The law does not specifically mention on ivory trade sourced from international locations. The National Ivory Action Plan of Ministry of Agriculture and Forestry (June, 2020) builds on the Wildlife and Aquatic law and is more in line with the CITES Convention. A new decree to implement CITES has been issued in 2023.
197. **Trade:** While poaching of elephants for ivory does occur sporadically in Laos, it is the transit of ivory through Laos that is of greater concern. Sale of ivory products through open display in shops appears to have reduced in the recent years. A total of 133 elephants have been reported to be killed between 1985 to 2020 by illegal hunting (for their ivory and other body parts for commercial purposes and consumption) and as retaliatory killing due to HEC (NEAP, 2022).
198. Laos is not a destination point for smuggling of ivory, but has been identified as a gateway to larger international markets (NIAP, 2015). Shipments are commonly sent through international airports. Few years before, smuggling of African ivory into Lao PDR was reported to occur on a large scale (NIAP, 2015). This needs to be investigated now.
199. Ivory trade in Lao PDR has increased due to weak law enforcement and lack of control on the illegal international ivory trade (Stiles, 2021). Though there are domestic laws against ivory trade, the domestic ivory trade prohibitions are not clear, nor are penalties well publicized. Though Lao Government has reported no death of elephants in two of its MIKE sites for the last 3 years, anecdotal reports indicate that there has been death of about 10-11 elephants in the Nam Pui National Park between February-July 2023 due to poaching and HEC.
200. The ETIS report in CoP 18 (2019) indicated that Lao PDR is an important transit and destination country for ivory trade. The ETIS report in CoP 19 (2022) stated that Lao PDR did not report any case of ivory seizure. However, report of seizures were reported by other parties and obtained from media sources (including a case of seizure of a pair of tusks being sold on Facebook in 2021 and its subsequent prosecution and conviction in a court of law).
201. Most worked ivory for sale in Laos originates from elephants poached in Africa (Vigne and Martin, 2017). Ivory has also been entering Laos illegally from Thailand. Ivory items for sale in Laos are processed in the neighbouring countries and smuggled into Laos for sale (Vigne and Martin, 2017). Ivory carving in Lao PDR is insignificant. The most common ivory items for sale were pendants, followed by necklaces, bangles, beaded bracelets and other jewellery. Many people from China, South Korea and other Asian countries buy ivory items in Laos (Vigne and Martin, 2017).

202. **Conservation actions taken:** Lao PDR ratified the CITES in 2004. The Government has designated Nakai-Nam Theun National Park and Nam Pui as MIKE sites.

203. The Govt. of Lao PDR cooperates at regional and international level, particularly with countries bordering Lao PDR and international organisations, MIKE, CITES and IUCN SSC AsESG.

204. Lao PDR has drafted its 10 year National Elephant Action Plan in 2022 outlining the programmes and budgetary requirement to combat illegal elephant killing and elephant product trading.

Malaysia:

205. **Population:** Peninsular Malaysia has 1223-1677 wild elephants and 1000-1500 wild elephants are present in Sabah Malaysia (11th AsESG meeting, 2023).

206. **Distribution:** Currently, elephants occur in seven of the 11 states of Peninsular Malaysia (Saaban, *et al.*, 2011; NEAP, 2013). Elephants in Sabah Malaysia occur within three managed elephant ranges (MERs) - Lower Kinabatangan, Tabin, and Central Sabah (AERSM, Kathmandu, Nepal, 2021).

207. **Legislation:** The main legal article for both live elephants and elephant ivory is the Wildlife Conservation Act 2010. Elephants are categorized as a Totally Protected Species of Act 716. A special permit (approved by the Minister) is required to keep any individual, part or derivative or in zoo, circus or exhibition operation. It is an offence for anyone to unlawfully shoot, kill, take or possess an elephant or part thereof. If found guilty, the penalty is a maximum fine of RM100,000, or 3 years imprisonment, or both. There are considered to be no gaps in the legislation.

208. **Trade:** The Govt. of Malaysia has reported a single instance of ivory seizure (in 2022) in the last 3 years. The raw ivory weighing 4341 kgs of African origin was seized by Royal Malaysian Customs Department in Port Klang, Selangor hidden in container behind sawn timber of a ship.

209. Seven cases of illegal killing of elephants were reported between 2021-22, five of which were due to poisoning, 1 death due to snare and one due to gunshot. However, none of the killings were due to poaching for ivory but could have been as a result of HEC. In 2020, however, a case of poaching was reported by the Govt. of Peninsular Malaysia in Gua Musang, Kelantan.

210. Seven cases of online trading of ivory (Kris handle made of ivory) has been reported between 2020-23 (Govt. of Peninsular Malaysia, 2023). Online promoting of illegal wildlife trade has been included as wildlife offences under the gazettelement of the Wildlife Conservation (Amendment) Act 2022 on the 10th of February 2022. Malaysian Govt. is conducting investigation and profiling on the suspected group of people who are actively promoting illegal wildlife through online platform. The Govt. is obtaining assistance from social media and online business platform for instance Facebook, Lazada, Shoppe etc. to understand the procedure in deactivating or removal of the suspected individual profile or illegal wildlife selling group. Collaborating with Malaysian Communications and Multimedia Commission (MCMC) is the nodal agency that has authority over misconduct on the internet and social media.

211. In Sabah, an incidence of a poaching case was reported in 2021.

Conservation actions taken:

212. In Peninsular Malaysia the conservation actions taken are as below:

- (i) Strengthening the protection of elephants to counter the illegal killing of elephants through the Biodiversity Protection & Patrolling Program (BP3).
- (ii) National Elephant Conservation Action Plan (2013-2022) has 72 action plans under five pillars- i) habitat management, ii) enforcement, iii) conflict management, iv) best practices, and v) research. The plan is under revision and next plan is expected to be ready by end of 2023.
- (iii) To date, Malaysia does not recognize or legalize any domestic ivory market in line with the approach of curbing the use of part or derivative of the elephant for commercial purposes. Following this, PERHILITAN has proactively set up the enforcement task force known as Wildlife Crime Unit (WCU) to tackle any possible wildlife crime at the states level, especially in the urban areas. In addition, a new bureau has been set up in July 2022 by the Royal Malaysia Police (RMP) to tackle the issue of

wildlife crimes such as poaching and the trade of protected wildlife in the country. The Wildlife Crime Bureau (WCB), to operate under the Internal Security and Public Order Department will see teamwork between PERHILITAN and its east Malaysian counterparts.

(iv) **Inter States and Inter Enforcement Agencies Collaboration**

The Ministry of Natural Resources, Environment and Climate Change (NRECC) through Department of Wildlife and National Parks Peninsular Malaysia (PERHILITAN) has implemented the Biodiversity Protection and Patrolling Programme (BP3) which was officially started on 29 June 2020. The BP3 programme involves collaboration between PERHILITAN, RMP, Forestry Department of Peninsular Malaysia, Royal Malaysian Customs Department (RMCD) and other enforcement agencies to combat encroachment, illegal logging and wildlife hunting in identified hotspots within protected areas in Malaysia, including National Parks, Wildlife Reserves, State Parks, PFR, and RAMSAR Sites.

Two (2) major enforcement initiatives under BP3 that have shown significant impact on curbing illegal activities involving wildlife namely:

a) **Operasi Bersepadu Khazanah (OBK) Programme**

OBK is a national multi-agency task force on combating wildlife crime known whereby joint operation involving various enforcement and state parks authorities in collaboration with local NGOs conducted at targeted areas and successfully entered its fourth year of implementation starting on the 3rd September 2019, to combat issues on encroachment, illegal logging and illegal taking of produce in the national forests as well as wildlife hunting and other criminal offences under the Wildlife Conservation Act 2010 [Act 716] and other acts under the National Constitution. OBK was implemented by continuation of strong collaboration between the same enforcement agencies as before.

b) **Community Ranger Programme**

The Community Ranger is one of the components under BP3, which involves the appointment of Malaysian Armed Forces Veterans (VAT), PDRM Veterans (VPDRM), communities of indigenous people (OA), local communities and civilian retirees to deal with the issue of encroachment and illegal hunting/logging in the area of National Parks, Wildlife Reserves, State Parks, Permanent Forest Reserves (HSK) and RAMSAR Sites.

(v) **Regional and International Collaboration**

Regional and international level cooperations were among the efforts taken to strengthen enforcement and information exchange with INTERPOL since 2016 through Ops Dragon, Ops Chameleon, Ops Thunderstorm, Ops Thunderball dan Ops Thunder. Besides, the collaboration to strengthen implementation of wildlife enforcement has been carried out under the ASEAN Working Group on CITES and Wildlife Enforcement (AWG-CITES & WE), Convention on International Trade in Endangered Species of Wild Fauna and Flora (CITES), United Nation Office on Drug and Crimes (UNODC), World Custom Organization (WCO) dan The Wildlife Trade Monitoring Network (TRAFFIC). It aims to eradicate wildlife crime by developing and mobilizing a network of co-operation between enforcement agencies internationally.

(vi) **Investigation under Anti-Money Laundering, Anti-Terrorism Financing and Proceeds of Unlawful Activities Act 2001 [Act 613]**

Enforcement authorities had widened its scope of investigation into financial aspect of wildlife crimes through Act 613.

213. In Sabah Malaysia the conservation actions taken are as below:

- (i) A 10-year Action Plan on Combating Wildlife Crime is being developed to serve as a policy document to guide efforts to combat wildlife crime in Sabah.
- (ii) A newly established rapid Response Team formed by SWD and Danau Girang Field Centre and funded by Sime Darby Foundation works to reduce poaching activities through regular patrols, which

serves as a deterrence to poachers. This team will be based in Kinabatangan and Tabin, which are both elephant range areas.

- (iii) Ongoing multiagency anti-poaching taskforce at the district level (Tawau, Lahad Datu and Sandakan). The task force facilitated by Sabah Wildlife Department (SWD) and WWF is a platform for law enforcement agencies (LEA) to share information and to coordinate joint patrols to combat wildlife crime, i.e; protected and endangered species including elephants, banteng, and pangolin. WWF's wildlife protection team has ongoing efforts to gather surveillance data from camera traps to identify hotspots of poachers/illegal activities, whereby this information has been channeled to the taskforce.
- (iv) Statewide joint operation between LEAs for 2022 was conducted involving more than 300 LEA personnel and communities. A month-long integrated multi-agency crackdown under "Ops Bersepadu Khazanah" operation was held from June to July 2022, which resulted in seizures valued at RM10.6mil. The operation was focused on preventing, detecting and arresting poachers and other conducts of illegal activities involving Sabah's natural heritage. As for 2022 was conducted involving more than 300 LEA personnel and communities. A month-long integrated multi-agency crackdown under "Ops Bersepadu Khazanah" operation was held from June to July 2022, which resulted in seizures valued at RM10.6mil. The operation was focused on preventing, detecting and arresting poachers and other conducts of illegal activities involving Sabah's natural heritage.
- (v) Ongoing bilateral engagement between Sabah and North Kalimantan local governments to secure a transboundary corridor and to combat the trafficking of ivory across the border with assistance from WWF.
- (vi) Bornean Elephant Action Plan 2020-2029 developed with assistance of several NGOs.

Myanmar:

214. **Population:** Myanmar has been considered a stronghold for wild elephant populations and was long believed to have the second largest population after India (Songer *et al.*, 2016). Myanmar's wild elephant population has declined dramatically since the mid-1900s, and more recent assessments suggest that populations are still declining (Budd *et al.*, 2021). There are at present 1500-2000 wild elephants in Myanmar (11th AsESG meeting).
215. **Distribution:** As highlighted in the Myanmar Elephant Conservation Action plan of (2018-27), elephants in Myanmar are found in 5 regions- South East (Bilaktaung, Ayeyarwady /Tenasserim Elephant Range), Central (Bago Yoma Elephant Range), East (Shan Plateau Elephant Range), South west (Arakan Yoma Elephant Range) and North (Myitkyina/Upper Chindwin).
216. **Legislation:** In Myanmar the primary wildlife legislation is the Protection of Wildlife and Wild Plants and the Conservation of Natural Areas Law (1994) (revised in 2018). Under this law, elephants are categorized as completely protected wildlife. Penalties for offenses under this law are a jail sentence of up to 7 years, or a fine up to 50,000 MMK, or both (MECAP, 2018). The law is currently being revised; in the revision the fine will be increased to a minimum of 500,000 MMK to 1,500,000 MMK. This revision of the law is pending approval.
217. Most significant problem with Myanmar's legislation is that the tips of tusks, as well as tusks from government and privately-owned elephants that have died of natural causes are being sold. This 'loophole' provides a ready mechanism for illegal ivory to be sold under the guise of legally-acquired stocks and dealers take advantage of this and exploit the situation accordingly.
218. Current legislation in Myanmar enforces CITES regulations but there is a need for improvement. Myanmar does allow exchange of live elephants between zoos (in and out of the country) in exchange for other species. The law also allows establishing zoos/recreation Centres with live elephants in country, so that use is increasing. It was felt that some of the gaps in Myanmar legislation are that import of elephants is not covered in existing legislation, and captive and "domesticated" (captive born) elephants are not differentiated.
219. **Trade:** Myanmar Government has reported that no ivory has been seized between 2021-23. However, three cases of illegal killing of elephants were reported between 2021-23. In all three instances, the males aged between 20-35 years were poached for ivory. The poaching cases have been reported from Boat Pyin

220. Literature survey, however, indicates that illegal killing of wild elephants for their products is among the greatest threats to the future of Myanmar's elephant population (Sampson, *et al.*, 2018. MECAP, 2018). Recent work on the hunting and local wildlife trade in Myanmar indicated that local amassing of illegal wildlife products, may be much higher than previously thought and contribute significantly to poaching pressures (Budd *et al.*, 2021). In addition to ivory, market surveys along the Myanmar-China border have shown an increasing demand for elephant skin, genitalia, and other body parts that are largely sourced from wild elephants in Myanmar (Nijman and Shepherd, 2014). A rise in demand for skin products in particular has resulted in increasing rates of illegal killing of elephants across Myanmar (Elephant Family 2019).
221. The ivory trade is long-established in Myanmar with ivory carving a multigenerational family business in some cases, especially in the traditional ivory carving Centre of Mandalay. Ivory is sourced in, as well as imported into, Myanmar, carved or processed, and then sold to local buyers or to foreigners (especially Chinese and Thai nationals) both through legal and illegal markets (MECAP, 2018). Mong La has recently emerged as a significant hub in ivory trade as well as is a marketplace for elephant parts and products including elephant skin, teeth, bones, hair and other parts and derivatives such as meat or genitalia (MECAP, 2018).
222. Illegal capture for cross border trade to supply circuses or tourist camps, or as working elephants (e.g. in the logging industry or as transport animals) has been known to be a problem for a long time (Shepherd 2002), and research suggests that the trade continues (MECAP, 2018).
223. China, Thailand and India border Myanmar and two new ports being planned in Myanmar could increase the use of Myanmar as a transit point for illegal wildlife trafficking. Construction of major new roads a worrying potential for the country to become an important transit country for illegal ivory to neighbouring countries (MECAP, 2018).
224. Policing and regulating wildlife trade in autonomous regions within Myanmar, especially along the border with China and the eastern border with Thailand, is a major challenge. Cross border security is a concern due to weak law and enforcement, limited budget, insufficient staff, limited technical capacity and limited cross sectoral and transboundary collaborations (MECAP, 2018).
225. **Conservation actions taken:** Myanmar has been a Party to CITES since 1997. Myanmar has already developed its 10-year National Elephant Conservation Action Plan (2018-2027) with detailed strategies to conserve its elephants. Myanmar has been combating wildlife crime through increased patrolling in reserved forests and protected areas. It has enhanced law enforcement at major check points along borders. Vigilance has been increased to control illegal wildlife trade markets. Regular public awareness programmes are conducted to promote awareness on illegal trade of timber and wildlife. Moreover, Myanmar is participating in CITES related trainings, workshops and meetings organized by ASEAN and partners to enhance the capacities of law enforcement officers.

Nepal:

226. **Population:** Population of wild Asian elephant within Nepal has been estimated to be around 227 (Ram *et al.*, 2022) and it is distributed thorough out the Chure Terai Madhesh Landscape (CTML) of Nepal except Rupandehi district, however it is concentrated to Protected Areas of the Terai (low land) region, in the central and eastern parts of the country, with relatively low numbers in the west (Sharma *et al.*, 2020 & Ram *et al.*, 2021).
227. **Distribution:** Nepal's elephant population has a collective geographic distribution of over a distance of 2000 km, represented by the eastern (Jhapa), central (Parsa - Chitwan), western (Bardia) and far western (Suklaphanta) populations.
228. **Legislation:** The primary wildlife legislation in Nepal is the National Parks and Wildlife Conservation Act (1973). Penalties for offences of illegal trade in elephants under the legislation include fines of NPR 50,000 to 100,000 and/or 5 to 15 years jail or both.
229. The legislation only partially enforces CITES rules and a bill addressing CITES issues specifically is pending but has not yet passed through parliament in Nepal. The current legislation is adequate but as managing

captive elephants is a traditional system in Nepal it has been difficult to regulate the movement of captive elephants and control the change of ownership rights.

230. **Trade:** In 2014, Nepal was the first country to achieve zero poaching of its three flagship species- tigers, rhinos and elephants. Whilst the elephant population in Nepal is relatively small, Nepal shares borders with India and China. It is illegal to sell ivory in Nepal, and traditional craftsmen have stopped carving ivory (Aryal *et al.*, 2018). There are fewer shops selling ivory illegally, and the number of ivory items on sale in Kathmandu dropped dramatically in last few years. In May, 2017, Nepal burnt a stockpile of > 4000 wildlife products, signaling its intolerance to wildlife trafficking (Dasgupta 2017). Illegal ivory is still occasionally smuggled into Nepal, but the ivory trade is no longer a major concern due to improved border controls and the establishment of bureaus dealing with wildlife crime (Aryal *et al.*, 2018).

231. However, Nepal is primarily a destination for live elephant trade where commercial trade of elephants is not allowed but they can be gifted. Captive elephants from India are known to be transported (walked or by truck) into Nepal (particularly Sauraha area in Chitwan National Park.) for tourism purposes (Szydlowski, 2022). Elephants are CITES appendix I animals, making this trade for commercial use illegal (CITES, 1973). However, the process is widely accepted and in many cases the elephants enter the country as gifts or with forged documents listing them as captive born (Szydlowski, 2022).

232. **Conservation actions taken:** Nepal became a party to CITES in 1975.

- (i) Nepal's INTERPOL National Central Bureau (NCB) is established within the Nepal Police that helps Nepal to track poachers in other countries.
- (ii) The Central Investigation Bureau (CIB) is a specialized investigation entity established within the Nepal Police which includes a unit dealing with wildlife crime.
- (iii) To facilitate national inter-agency co-operation, the Wildlife Crime Control Bureau (WCCB) has been established, headed by the Director General of the Department of National Parks and Wildlife Conservation and represented by enforcement agencies such as the Nepal Police, Nepal Customs and the National Intelligence Department.
- (iv) MoUs with India and China have been adopted which address illegal wildlife trade. Though regular meetings are held between India and Nepal, dialogue between India and China is fairly less.
- (v) The Statute of the SAWEN was ratified by Nepal in July 2016. The recent endorsement of the SAWEN Statute by five of the eight member countries is a significant development as it legitimized the network.

Sri Lanka:

233. **Population:** The current Sri Lankan population of free ranging elephants has been estimated at approximately 5879 (11th AsESG meeting, 2023).

234. **Distribution:** Elephants are found over almost the entire dry zone in an area approximately 60% of the country. In the south, elephants are seen in Udawalawe National Park, Yala, Lunugamvehera and Bundala also hold elephants. In the east, majority of elephants are outside national parks. Over 1000 elephants are seen in the north-central region, both inside (Minneriya and Kaudulla) and outside the protected areas. In the north-west region, there are over a thousand elephants largely outside protected areas. Little information is available on elephants in the northern areas. A small remnant population of about 15-20 elephants survive in the sub-montane Adams' Peak wilderness area in the central and South west region (Fernado *et al.*, 2011).

235. **Legislation:** The primary wildlife legislation in Sri Lanka is the Fauna and Flora Protection Ordinance (1991) and Bylaw 662/4. Additional elephant specific legislation includes the Registration and Licensing of Tuskers and Elephant Regulations (1991), and the Registration of Tusks and Tusches Regulations (1992 and amended in 2002) citing no provision for elephant trade in Sri Lanka.

236. Penalties for offences under the legislation include fines of 100,000-200,000 LKR and/or jail time of 10-20 years for illegal trade of live elephants. For illegal ivory trade the fine is 25,000 LKR and/or 2-5 years in jail. The Sri Lanka regulations for international elephant trade are stricter than those imposed by CITES and there seems to be no significant gaps in Sri Lanka legislation.

237. **Trade:** Sri Lanka has been a destination for elephants imported legally from India and Myanmar for temples in Sri Lanka. Illegal live wild elephant trade is known to occur and most seizures have been reported from Colombo and kept at the Pinnawala Elephant Orphanage or Elephant Transit Home, Udawalawe (Prakash *et al.* 2020). The illegal capture of wild elephants has been recorded to be sourced from wildlife protected areas and state forests including Ruhuna (Yala) National Park, Udawalawe National Park, and Katagamuwa Sanctuary and state forests in Managed Elephant Range – Hambantota, Galgamuwa, Maho, and Weeravila (Prakash *et al.* 2020). The registration of wild-caught elephants falsely claiming as captive born in is very challenging in spite of the amendment Act No. 22 of the Fauna & Flora Protection Ordinance in 2009 to report the pregnancy of a captive female elephant to the Director General of the DWC ((Prakash *et al.* 2020).

238. In Sri Lanka, smugglers sedate the maternal elephants using tranquilizing guns and injecting tranquilizers into the young elephants. Automatic weapons are also used to kill protective members of the herds. As live young elephants are prized higher than adults in Myanmar and Thailand (Nijman 2014), the same market trend can be anticipated in Sri Lanka.

239. **Conservation actions taken:** Department of Wildlife Conservation deploys field staff for regular patrol within Protected Areas and outside the Protected Areas. The Department of Custom practice screening mechanism at Air Port and Sea Port.

Thailand:

240. **Population:** In Thailand, population estimates for elephants range from 4013 to 4422 individuals (11th AsESG meeting, 2023).

241. **Distribution:** In Thailand, wild Asian elephants are spread across protected areas, mainly in the mountains along the border with Myanmar. Elephants are also found in smaller fragmented populations in the southern peninsula; several forest complexes on the border with Malaysia; to the east in a forest complex made up of the Khao Ang Runai Wildlife Sanctuary, Khao Soi Dao Wildlife Sanctuary, Khao Khitchakut National Park, and Khao Cha Mao National Park; and to the northeast at the Dong Phrayayen-Khao Yai Forest Complex, which includes Khao Yai National Park, and the Western Isaan Complex (Htet, *et al.*, 2021).

242. **Legislation:** There are a total of six different acts of legislation covering offences related to elephants in Thailand.

- (i) Draught Animals Act for trade in live elephants
- (ii) Animal Epidemics Act for live elephants and their carcasses
- (iii) Wild Animal Reservation and Protection Act (concerns with live African elephant and wild Asian elephant and their carcasses)
- (iv) Elephant Ivory Act for ivory and ivory products originated from domesticated elephants of the Draught Animals Act
- (v) Customs Act for international trade of live African elephant and Asian elephant and their carcasses
- (vi) Import and Export of Goods Act for export of Asian elephant and their carcasses

243. **Trade:** No information on trade has been received from the country. However, Thailand is known to be the main destination for illegally sourced elephants from Myanmar, and since their diminished use within the logging industry in many countries, the main reason for the trade is now increasingly tourism (Hankinson *et al.*, 2020).

244. **Conservation actions taken:** No reports yet from the members from Thailand.

Viet Nam:

245. **Population:** In Viet Nam, population estimates for elephants range from 104-134 individuals (11th AsESG meeting, 2023).

246. **Distribution:** Currently the areas with small populations of elephants lie in remote areas of the Northern and Southern parts of Central Vietnam, along the Lao–Vietnamese border, the Central Highlands along the border with Cambodia, and the Eastern part of South Viet Nam.

247. **Legislation:** In Viet Nam, new laws – the Penal Code No. 100/2015/QH13, along with Law No. 12/2017/QH14 – have come into force on 1st January 2018. These laws are more robust and provide more effective punitive measures in the fight against wildlife crime, with penalties for criminal offences now increased to fines of maximum of VND2 billion (USD88,438.20) and imprisonment of up to 15 years. Whilst these new laws are an improvement to previous legislation, they will need to be strictly implemented and enforced if they are to serve as an effective deterrent to wildlife crimes.

248. **Trade:** No information on trade has been received members from Viet Nam.

249. **Conservation actions taken:** No reports yet from the members from Viet Nam.

References

Abdullah, Supriadi, Syafrianti, D., Khairil, Daud, A. M., Zulfikar (2021). The habitat characteristics of Sumatran Elephant (*Elephas maximus sumatranus*) in the forest of Serbajadi sub-district Aceh Province. IOP Conf. Series: Earth and Environmental Science 922:012055. doi:10.1088/1755-1315/922/1/012055

Aryal, A., Morley, C.G., McLean, I. G. (2018). Conserving elephants depend on a total ban of ivory trade globally. Biodivers Conserv. <https://doi.org/10.1007/s10531-018-1534-x>

Azmi, W. and Gunaryadi, D. (2011). Current Status of Asian Elephants in Indonesia. Gajah 35: 55-61.

Bangladesh Elephant Conservation Action Plan (2018-2027). Bangladesh Forest Department, Ministry of Environment and Forests, Government of the People's Republic of Bangladesh, Dhaka, Bangladesh, pp: xii+87

Budd, K., Sampson, C., Leimgruber, P., Tonkyn, D., Storey, K. Garrett, M. and Eggert, L. S. (2021). Population structure and demography of Myanmar's conflict elephants. Global ecology and conservation. 31(2021) e01828. <https://doi.org/10.1016/j.gecco.2021.e01828>

Butler, K.M. (2019). Behaviour and crop-raiding patterns of Asian Elephants (*Elephas maximus*): Can beehive fences help mitigate human-elephant conflict in Sri Lanka? A thesis submitted in total fulfillment of the requirements for the degree of Master of Philosophy (Environmental Science). New South Wales, Australia.

Calabrese, A., Calabrese, J.M., Songer, M., Wegmann, M., Hedges, S., Rose, R. and Leimgruber, P. (2017). Conservation status of Asian elephants: the influence of habitat and governance. Biodivers Conserv DOI 10.1007/s10531-017-1345-5

Chan, A.N., Wittemeyer, G., McEnvoy, J., Williams, A.C., Cox, N., Soe, P., Grindley, M., Shwe, N.M., Chit, A.M., Oo, Z.M., Leimgruber, P. (2022). Landscape characteristics influence ranging behavior of Asian elephants at the human-wildlands interface in Myanmar. Movement Ecology. 10:6 <https://doi.org/10.1186/s40462-022-00304-x>

Chen, S., Sun, G., Wang, Y., Huang, C., Chen, Y., Liu, P., Deng, Y., Cao, D., Zhang, M., Ong, S., Yang, H., Wang, Q., Zhang, Z., Wang, B., Zheng, X., Lei, Y., Li, C., Sun, J., Bao, M., Yang, Z., Guan, L., Sun, Y., Zhou, F., Liu, J., Li, L., Wang, F., Corlett, R.T., Quan, R., Chen, M., Zhang, L., Shi, K., Campos-Arceiz, A. (2021). A multistakeholder exercise to identify research and conservation priorities for Asian elephants in China. Global ecology and conservation. 27. <https://doi.org/10.1016/j.gecco.2021.e01561>

Chowdhury, S.A. (2017). The human dimension of Asian elephant (*Elephas maximus*) conservation in Southeast Bangladesh. A thesis submitted in partial fulfillment of the requirements for the degree of Master of Science in Environmental Science. Thompson Rivers University.

Dasgupta S (2017) Nepal burns more than 4000 confiscated wildlife parts. <https://news.mongabay.com/2017/05/nepal-burns-more-than-4000-confiscated-wildlife-parts/>

Dey, T.K. & Rabbi, G. (2015). Guide Book on Wildlife Law Enforcement in Bangladesh

- Elephant Family . 2019. Skin for Sale – the continuing appetite for Asian Elephants: crime, enforcement, policy. Report. London, U.K.
- Fernando, P., Channa, M.K., De Silva, R., Jayasinghe, L.K.A., Janaka, H.K. & Pastorini, J. (2021). First country-wide survey of the Endangered Asian elephant: towards better conservation and management in Sri Lanka. *Oryx*. 55: 46-55. doi:10.1017/S0030605318001254
- Gamso, J. (2019). China's ivory bans: enhancing soft power through wildlife conservation. *International affairs*. 95(6): 1389-1402).
- Gao, Y. and Clark, S.G. (2014). Elephant ivory trade in China: Trends and drivers. *Biological Conservation*. 180(3): 23-30.
- Gao, Y. Liu, Y., Luo, Y., Biggs, D., Zhao, W. & Clark, S.G. (2022). Tracking Chinese newspaper coverage of elephant ivory through topic modeling. *Conservation Biology*. <https://doi.org/10.1111/cobi.14072>
- Ghosh, S., Das, R., Das, D., Nandy, S., Das, T., Sonker, G. & Dash, S.K. (2022). Human-elephant conflict: Identifying factors behind retaliatory killings of the National Heritage animal of India in terms of electrocution in a shared landscape. <https://doi.org/10.21203/rs.3.rs-2304878/v1>
- GDANCP(2020). Asian Elephant Conservation Action Plan for Cambodia (2020-2029).
- GlobeScan, (2017). "Demand under the Ban – China Ivory Consumption Research," commissioned by TRAFFIC and the World Wildlife Fund, December 2017, 14. <http://www.wwfchina.org/content/press/publication/2017/ivory.pdf>
- GlobeScan, "Demand under the Ban – China Ivory Consumption Research," commissioned by TRAFFIC and the World Wildlife Fund, December 2017, 15. <http://www.wwfchina.org/content/press/publication/2017/ivory.pdf>.
- Gunawansa, T., Perera, K., Apan, A., Hettiarachchi, N.K. (2023). The human-elephant conflict in Sri Lanka: history and present status. *Biodiversity and Conservation* (2023) 32:3025–3052 <https://doi.org/10.1007/s10531-023-02650-7>
- Hankinson, E., Nijman, V. and Abdullah (2020). Asian Elephants: 15 years of research and conservation. *Journal of Physics: Conf. Series* 1460: 012055 doi:10.1088/1742-6596/1460/1/012055
- Htet N.N.P., Chaiyarat R., Thongthip, N., Anuracpreeda, P., Youngpoy, N. and Chompoopong, P. (2021). Population and distribution of wild Asian elephants (*Elephas maximus*) in Phu Khieo Wildlife Sanctuary, Thailand. *PeerJ*. 29;9:e11896. doi: 10.7717/peerj.11896. PMID: 34395103; PMCID: PMC8325913.
- Indraswari, K., Leupen, B.T.C., Nguyen, M.D.T., Phassaraudomsak, M. (2020). Trading Faces: A Snapshot of the Online Ivory Trade in Indonesia, Thailand and Viet Nam in 2016 with an Update in 2019. TRAFFIC. Petaling Jaya, Selangor, Malaysia
- Islam MA (2006) Conservation of the Asian elephants in Bangladesh. *Gajah* **25**: 21-26.
- Islam, M.A., Mohsanin, S., Chowdhury, G.W., Chowdhury, S.U., Aziz, M.A., Uddin, M., Saif, S., Chakma, S., Akter, R., Jahan, I. & Azam, I. (2011). Current Status of Asian Elephants in Bangladesh. *Gajah* 35:21-24.
- IUCN-Bangladesh 2004 Conservation of Asian elephants in Bangladesh. IUCN Bangladesh Country office, Dhaka, Bangladesh.
- Kalam, T., Baishya, H.K. and Smith, D. (2018). Lethal Fence Electrocution: A Major Threat to Asian Elephants in Assam, India. *Tropical Conservation Science*. 11(1-8). DOI: 10.1177/1940082918817283
- Karma Jigme1 and A. Christy Williams (2011). Current Status of Asian Elephants in Bhutan. *Gajah* 35: 25-28.
- Kemf E & Jackson P (1995) *Asian Elephants in the Wild*. World Wide Fund for Nature, Gland, Switzerland.
- Ling, L. E., Ariffin, M. and Manaf, L.A. (2016), A qualitative analysis of the main threats to Asian elephant conservation. *Gajah* 44: 16-22.

Mar, K.U. (2020). Human–Elephant Interactions in Semi-captive Asian Elephants of Myanmar. Zoo Animal Learning and Training, First Edition. Edited by Vicky A. Melfi, Nicole R. Dorey, and Samantha J. Ward. John Wiley & Sons Ltd. Published 2020 by John Wiley & Sons Ltd.

Maltby, M. and Bouchier, G. (2011). Current Status of Asian Elephants in Cambodia. Gajah35:36-42.

Meijer, W., Bergin, D., Scheer, S., Cheng, T., Yang, C., Kritski, E. (2021). Demand under the ban – China ivory consumption research 2020, WWF China, April 2021, https://c402277.ssl.cf1.rackcdn.com/publications/1465/files/original/WWF_4th_Ivory_survey_report_FINAL.pdf?1618234920.

Menon, V. and Tiwari, S.K. (2019). Population status of Asian elephants (*Elephas maximus*) and key threats. International Zoo Year Book. 53: 1–14.

Myanmar Elephant Conservation Action Plan (MECAP) 2018-27. (2018) Ministry of Natural Resources and Environmental Conservation, Union of Myanmar.

National Elephant Action Plan of the Lao PDR 2022 to 2032. (2022). Ministry of Agriculture and Forestry, Department of Forestry.

National Ivory Action Plan – Lao PDR (2015). Ministry of Natural Resources and Environment.

NCD 2019. Elephant Action Plan for Bhutan (2018-2028). Nature Conservation Division, Department of Forests and Park Services, Ministry of Agriculture and Forests, Thimphu, Bhutan.

Nguyen, T. and Frechette, J. L. (2017). The market for elephant ivory in Cambodia. TRAFFIC Bulletin. Vol. 29 (2): 65-72).

Nijman, V., Shepherd, C.R., 2014. Emergence of Mong La on the Myanmar–China border as a global hub for the international trade in ivory and elephant parts. Biol. Conserv. 179, 17–22.

Officials from the U.S. Department of State, interview with Commission staff, April 19, 2018; also see Liu Qin, “China’s Ivory Sales Ban Shows Need for Asia-Wide Strategy,” *Chinadialogue*, April 24, 2018. <https://www.chinadialogue.net/article/show/single/en/10603-China-s-ivory-sales-ban-shows-need-for-asia-wide-strategy>.

Osborn FV & Vinton MD (eds.) (1999). *Proceedings of the Conference: Conservation of the Asian Elephant in Indochina*. Hanoi, VietNam, 24-27 November 1999. FFI-Indochina. Asian Elephant Conservation Programme.

Prakash, T.G.S.L., Indrajith, W.A.A.D.U., Aththanayaka, A.M.C.P., Karunarathna, S., Botejue, M., Nijman, V. and Henkanaththegedara, S. (2020). Illegal capture and internal trade of wild elephants (*Elephas maximus*) in Sri Lanka. Nature Conservation. 42:51-69.

Ram, A., Dhakal, M., Pandav, B., & Conley, S. (2022). Asian Elephant Population, their Habitat, and Interactions with Humans in Nepal. *Journal of the Elephant Managers Association, The Conservation Issue*, 33(3), 70–77.

Ram, A. K. (2021). *Landscape level modeling of Asian elephant (Elephas maximus) habitat, its population and its interation with humans in Nepal*. Saurashtra University, Rajkot (Wildlife Institute of India, Dehradun).

Reuter, P. & Regan, D.O. (2017) Smuggling wildlife in the Americas: scale, methods, and links to other organised crimes, *Global Crime*, 18:2, 77-99. DOI: 10.1080/17440572.2016.1179633

RGoB (2017). Forests and Nature Conservation Rules & Regulations of Bhutan. Department of Forests and Park Services, Ministry of Agriculture and Forests, Royal Government of Bhutan, Thimphu.

Saaban, S., Othman, N. B., Yasak, M.N.B., Nor, B.M., Zafir, A. and Campos-Arceiz, A. (2011). Current Status of Asian Elephants in Peninsular Malaysia. Gajah 35:67-75.

Sampson, C., McEvoy, J., Oo, Z.M., Chit, A.M., Chan, A.N., Tonkyn, D., Soe, P., Songer, M., Williams, A.C. and Reisinger, K., 2018. New elephant crisis in Asia—Early warning signs from Myanmar. e0194113 PloS One 13 (3). <https://doi.org/10.1371/journal.pone.0194113>.

- Sampson, C., McEvoy, J., Oo, Z.M., Chit, A.M., Chan, A.N., Tonkyn, D., Soe, P., Songer, M., Williams, A.C., Reisinger, K., Wittemeyer, G. and Leimgruber, P. (2018). Not just ivory - another threat for Asian elephants? *Environmental Science Journal for Teens*. https://www.sciencejournalforkids.org/wp-content/uploads/2019/09/myanmar_article.pdf
- Sharma, P., Panthi, S., Yadav, S.K., Bhatta, M., Karki, A., Duncan, T., Poudel, M. and Acharya, K.P. (2020). Suitable habitat of wild Asian elephant in Western Terai of Nepal. *Ecology and Evolution*. 10:6112–6119. DOI: 10.1002/ece3.6356
- Songer, M. & Aung, M., Allendorf, T.D., Calabrese, J.M., and Leimgruber, P. (2016). Drivers of Change in Myanmar's Wild Elephant Distribution. *Tropical Conservation Science*. 9. 10.1177/1940082916673749.
- Srinivasaiah, N. M., Vaidyanathan, S., Sukumar, R., & Sinha, A. (2019). Elephants on the move: Implications for Human–Elephant Interaction. *India International Centre Quarterly*, 46(3/4), 100–113. <https://www.jstor.org/stable/26946286>
- Stephens, S. and Southerland, M. (2018). China's Role in Wildlife Trafficking and the Chinese Government's Response. US-China Economic and Security Review Commission. Staff research report. Pp1-34.
- Stiles, D. (2021). African elephant ivory. Global initiative against transnational organized crime. Geneva, Switzerland.
- Sukmantoro, W., Suyitno, A., Mulyadi, Gunaryadi, D., Seno, A., Kusuma, A.I. and Darwis (2021). Population, distribution, and habitat of Bornean Elephant in Tulin Onsoi, Nunukan District, Indonesia based on dung counts. *Biodiversitas*. 22(1):311-319.
- Szydlowski, M. (2022). Elephants in Nepal: Correlating disease, tourism, and welfare. *Journal of Applied Animal Welfare Science*. <https://doi.org/10.1080/10888705.2022.2028628>
- Thant, A.M., leimgruber, P., Williams, A.C., Oo, Z.M., Røskaft, E. and May, R. (2023). Factors influencing the habitat suitability of wild Asian elephants and their implications for human–elephant conflict in Myanmar. *Global Ecology and Conservation*. 43 e02468. <https://doi.org/10.1016/j.gecco.2023.e02468>
- The Elephant Conservation Action Plan for Nepal (2009-18). (2009). Ministry of Forests and Soil Conservation. Department of National Parks & Wildlife Conservation, Government of Nepal.
- Vigne, L. and Martin, E. (2017). Decline in the legal ivory trade in China in anticipation of a ban. Report of Save the elephants, Kenya.
- Vigne, L. and Martin, E. (2017). The ivory trade of Laos: Now the fastest growing in the world. Report of Save the elephants, Kenya.
- Vijayakrishnan, S., Kumar, M.A. and Sinha, A. (2020). The Elephant in the Room: Methods, Challenges and Concerns in the Monitoring of Asian Elephant Populations. *Gajah*. 52:39-47.
- WildAid (2014). Ivory demand in China 2012-14. San Francisco, CA. https://www.speakingchange.org/files/Ivory_Demand_in_China_2014_Report.pdf
- Williams, C., Tiwari, S.K., Goswami, V.R., de Silva, S., Kumar, A., Baskaran, N., Yoganand, K. & Menon, V. 2020. *Elephas maximus*. The IUCN Red List of Threatened Species 2020: e.T7140A45818198. <https://dx.doi.org/10.2305/IUCN.UK.2020-3.RLTS.T7140A45818198.en>
- Yang, R., Luo, Y., Yang, K., Hong, L. and Zhou, X. (2019). Analysis of forest deforestation and its driving factors Myanmar from 1988 to 2017. *Sustainability* 11 (11), 3047. <https://doi.org/10.3390/su11113047>.
- Zhao F, Zhang Y, Zhao Z, Wang X, Zhang S, Luan G, Zhang Q, Zhu L and Liu H (2023) Monitoring of human activities around the Asian elephant reserve based on NPP-VIIRS night light remote sensing images: A case study in Xishuangbanna, China. *Front. Ecol. Evol.* 11:1088722. doi: 10.3389/fevo.2023.1088722
- 2021-2022 Report. (2022). Smuggling in India. Directorate of Revenue Intelligence. https://dri.nic.in/writereaddata/2021_2022%20REPORT%20FINAL_14.pdf

The African Elephant Fund (AEF)

250. This section has been prepared and submitted by Chad as the Chair of the African Elephant Fund Steering Committee (AEFSC) in collaboration with the United Nations Environment Programme (UNEP) as the host of the Fund, and the AEF Secretariat. This report is an update by the AEFSC on the implementation of the African Elephant Action Plan (AEAP) and the operations of AEF. It covers the period between November 2021 and June 2023.

Meetings of the AEFSC

251. Within the reporting period, the AEFSC has held four informal meetings and two formal meetings. The 8th Virtual AEFSC meeting took place on 25 October 2022. During this meeting, the AEFSC evaluated and approved four proposals with a total budget of USD 456,375 which had been received during the ninth call for proposals in 2020. The evaluation of the proposals had been put on hold earlier in order to prioritize the emergency call for proposals to provide funding to the range States to address elephant conservation challenges related to or impacted by the Covid-19 pandemic. A majority of these Covid-19 projects were implemented and completed over the course of 2021 and 2022.

252. During the meeting, the AEFSC also discussed the progress of the review of the AEAP, the AEF's participation at the CITES CoP19 meeting held on 14 – 15 November 2022 in Panama City, and at the CITES Roundtable on Sustainable Wildlife Finance held on 27 – 28 October 2022 in Nairobi, as well as the visibility activities that have been undertaken.

253. The first in-person meeting of the current AEFSC was held on 29 – 30 June 2023. The meeting was also the first in-person meeting of the AEFSC held since 2019. The meeting was hosted by the AEF Secretariat (housed by the UNEP Law Division) at the UN Complex in Gigiri, Nairobi. All the subregional representatives, donor State members (including observers), and ex-officio members were in attendance. The core discussion of the meeting focused on developing a strategic approach for the AEF's operations and engagement with the range States through having more strategic projects, more effective communication, and increasing synergies with other conservation stakeholders.

Projects funded by the African Elephant Fund

254. Since the inception of the AEF in 2010, sixty-one projects have been completed in the African elephant range States in support of the implementation of the African Elephant Action Plan (AEAP). This includes forty-seven projects approved before the outbreak of the Covid-19 pandemic. Highlights of the projects that have been completed since November 2021 include: set up of an efficient and reliable communication network and control room in Queen Elizabeth Protected Area in Uganda to enhance law enforcement operations; Spatial Monitoring and Reporting Tool (SMART) software has been rolled out in Zimbabwe for use in adaptive elephant management and monitoring; joint capacity building workshops on investigating and prosecuting wildlife crime was undertaken for Malawi's law enforcement (judiciary, prosecutors, police, etc), thus increasing enforcement of wildlife laws; also in Malawi, the Dedza Salima Forest boundary has been reinforced thus reducing human-elephant conflict (HEC) incidences and enhancing protection of elephant habitats; in Nigeria, enforcement capacity has been strengthened through use of SMART software to conduct efficient anti-poaching patrols; local communities in Togo have been trained on alternative income generating activities that also serve as elephant deterrents, thereby reducing HEC incidences while supporting community livelihoods. An inventory of elephants and other large mammals has been established in the Gamba Protected Area Complex of Gabon to inform the country's conservation strategies.

255. In 2020, the AEF issued an emergency call for proposals to provide funding to the range States to address elephant conservation challenges related to the pandemic. Nineteen projects were approved, of which fourteen have been completed as at June 2023. Highlights of the projects include training and equipping of law enforcement staff to conduct efficient anti-poaching patrols (Ghana, Malawi, Nigeria, Uganda, Zimbabwe and Chad); set up of community-led patrols (Kenya, Niger and Uganda); construction and reinforcement of fences (Kenya), training local communities on appropriate elephant push-back techniques that are also income-generating sources (Kenya, Niger, Togo and Zimbabwe), and collaring of six elephant groups (South Sudan).

256. Currently, there are nine projects marked as ongoing, of which four are Covid-19 projects. Five projects with a funding allocation of USD 506,375 are also in the pipeline to be initiated.

Funding

257. In terms of overall funding and expenditure, the total funds received by the African Elephant Fund as at June 2023 is USD 4,995,512, while the total funds that have been allocated is USD 4,069,565.

258. The donor funding received to the Fund from 2022 to 30 June 2023 is as follows:

Table 1: Donor Funding

| Donor | Amount (Euros) |
|------------------------|----------------|
| France (2022) | 10,000 |
| The Netherlands (2022) | 120,000 |
| France (2023) | 20,000 |

259. In keeping with its annual contributions, the Government of the Netherlands has pledged to contribute EUR 120,000 to the AEF in 2023.

260. The Chair, on behalf of the AEFSC and all the African elephant range States, would like to appreciate and thank the Governments of the Netherlands, Germany, France and the European Commission for contributing the needed financial resources towards the implementation of the African Elephant Action Plan

261. The development of a resource mobilization strategy remains a priority for the AEFSC, with the view of enabling the development of elephant conservation actions that have long-term and cross-boundary impacts. The AEFSC appeals to Parties, donors, IGOs, NGOs, private sector and philanthropists to support the implementation of the projects being implemented in the African elephant range States by contributing to the Fund.

The review of the African Elephant Action Plan

262. The review of the African Elephant Action Plan (AEAP) was initiated in 2018. Two consultative meetings and discussions were held with the African elephant range States in 2019 to gather views and expert opinions on the recommended revisions to the Plan. The first meeting was held at the 8th Members Meeting of the IUCN/SSC African Elephant Specialist Group in Pretoria, South Africa in July 2019, while the second was hosted by UNEP in Nairobi, Kenya in November 2019. These meetings produced technical reports with proposed recommendations for the review of the AEAP. The review process was interrupted by the Covid-19 pandemic. However, the process was reinitiated in 2022, during which a consultant was recruited to support the consolidation of the outcomes of the reports, and produce a revised draft of the AEAP. The draft was shared with the AEFSC and the range States for comments and inputs which were utilized to produce further drafts of the AEAP. A virtual briefing on the draft revised AEAP was held with the African elephant range States on 1 February 2023. Further inputs received from the range States during and after the meeting were incorporated to produce the final draft, which was then circulated to the range States for approval via a no-objection procedure by 31 March 2023. No comments or objections were submitted by the range States hence the revised AEAP (2023) has been approved to guide the continent's elephant conservation actions for the next five years.

263. The most significant changes to the AEAP are the reprioritization of the first three objectives which puts Reduce Human-Elephant Conflict as the first priority objective. In addition, the two-species classification of the African elephant (*Loxodonta africana* (Savanna elephant) and *Loxodonta cyclotis* (Forest elephant)) has been recognized in the revised AEAP.

264. A rough cost estimate of the financial resources required to implement the revised AEAP in the next two years was also developed.

Terms of Reference

265. The revised Terms of Reference (ToRs) for the review of the AEAP were approved by the African elephant range States via a no-objection procedure in January 2022. The ToRs have been updated on the AEF website (<https://www.africanelephantfund.org/en/terms-of-reference>).

Participation at CITES CoP19

266. The AEF organized a successful event in the margins of the Nineteenth Meeting of the Conference of the Parties to CITES (CITES CoP19). The theme of the event was “Emergency Action: Strengthening African elephant conservation efforts amidst the Covid-19 pandemic” and took place on 23 November 2022. The event featured presentations on some of the Covid-19 projects implemented in each of the four subregions. It highlighted the significance of the emergency funding at a time of increased threats to the African elephant and reduced financial resources, and the action by the range States to reinforce their conservation efforts.

Visibility

267. Since November 2021, the AEF Secretariat has undertaken several activities to engage the range States and create greater awareness regarding the activities undertaken by the AEF.

268. To celebrate the World Wildlife Day 2022, the AEF Secretariat organized an exhibit that ran from 28 February to 4 March 2022 during the resumed fifth session of the UN Environment Assembly (UNEA 5.2) and the UNEP@50 celebrations. The exhibit showcased the work being undertaken by the AEF, the CITES, and the CMS, to support member States in sustainably managing their wildlife populations and their habitats.

269. Another exhibit was organized during the Fourth Meeting of the Open-Ended Working Group on the Post-2020 Global Biodiversity Framework (OEWG-4). It ran from 21 to 26 June 2022 and highlighted how the work being undertaken by the AEF, CITES and CMS contributes to the achievement of several targets outlined in the Kunming-Montreal global biodiversity framework.

270. A short documentary on the Covid-19 project implemented in Uganda was produced (<https://www.youtube.com/watch?v=UqMTSdTarRw>), accompanied by a complementary article (<https://www.unep.org/news-and-stories/story/frontline-against-wildlife-poaching-uganda>). These were launched on the UNEP homepage to coincide with the opening of CITES CoP19. They highlighted the critical need for funding to address increased risks to elephants and wildlife during the pandemic, and the timeliness of the AEF funding at a time of decreased funding from other sources.

271. The AEF Secretariat continues to submit inputs to the quarterly reports for the Committee of Permanent Representatives (CPR) of UNEP.

272. The newsletter highlighting the activities undertaken by the AEF in 2020 and 2021 has also been published on the AEF website (<https://express.adobe.com/page/2uELECKnKzVh2/>).

Conclusions

273. The Standing Committee is requested to note the approval of the revised AEAP by the African elephant range States. The reprioritization of the objectives which has established ‘Reduce Human-Elephant Conflict’ as the first priority objective reflects the persistent and increasing prevalent issue of human-elephant conflicts in the continent. The AEFSC continues to call upon governments, donors, IGOs and NGOs to contribute financial resources to the African Elephant Fund to support the implementation of the revised AEAP.

Closure of domestic ivory markets (Decisions 18.117 (Rev. CoP19) and 18.118)

Introduction

Decisions 18.117 (Rev. CoP19) and 18.118 on *Closure of domestic ivory markets*, notes the following:

18.117 (Rev. CoP19) Decision directed to: Parties

Parties that have not closed their domestic markets for commercial trade in raw and worked ivory are requested to report to the Secretariat for consideration by the Standing Committee at its 77th and 78th meetings on what measures they are taking to ensure that their domestic ivory markets are not contributing to poaching or illegal trade.

18.118 Decision directed to: Secretariat

The Secretariat shall compile the reports and make them available to Parties in advance of the Standing Committee meetings.

Submissions received in response to Notification [No. 2023/077](#) are presented below (in English only and in the format as received) for consideration by the Standing Committee. The Secretariat would like to thank the Parties for the reports they submitted.

Japan

Japan's report pursuant to Decision 18.117(Rev. CoP19)

Japan has been implementing stringent measures to ensure that its domestic ivory market does not contribute to poaching and illegal trade. The ongoing measures are mainly summarized as follows. Japan is determined to continue making its utmost efforts to implement the CITES at home in a sincere manner.

Ongoing Measures

1. Legislation on ivory control (outline of the amended ACES)

- (1) The amended Act on the Conservation of Endangered Species of Wild Fauna and Flora (ACES), including tighter regulations on ivory transactions within its own borders, came into effect in June 2018. Major revisions are as follows. Details of the amended law are available in the Japan's report submitted as Doc. 27.4 A11 at SC70.
 - a) Raw and worked ivory business operators must be registered to the Government. Business operators must fulfil all requirements for registration, which should be renewed every five years.
 - b) Business operators must register all tusks of their possession.
 - c) Business operators must prepare and keep inventory data including transaction records and traceability information records for cut pieces.
 - d) Business operators must indicate information including their business registration number and business operator's name, at the time of display or advertisement.
 - e) The Japanese government publishes a list of registered business operators.
 - f) Heavier penalties are to be imposed on business operators' offense. i.e. introduction of imprisonment, increased fines
- (2) Intense scrutiny for the registration of a whole tusk
Since July 2019, registration of a whole tusk requires the submission of the result of scientific radiocarbon dating or other equivalent proof that shows the tusk was imported before the adoption of the CITES trade ban for Japan, unless an applicant submits a customs document or an import permit. A third-party affidavits becomes no longer sufficient enough to prove the legitimacy of a tusk without additional official evidence.

2. Strengthened management measures on domestic ivory transactions (including those under planning)

- More effective and intensive on-site inspections and patrols at antique markets by the competent authorities are continued to be conducted in order to ensure strict compliance within the borders.
- The government is initiating digitalization of business operators' reporting system on transactions and inventories in order to enhance the traceability of ivory products. It will enable more accurate stocktaking of domestic ivory product distribution, and facilitate more effective control on ivory products which lack enough traceability.
- Competent authorities enhance and improve website and online public relations to raise public awareness, and disseminate information on CITES and related domestic legislation regarding wildlife transactions as well as regulations on ivory products. [Website](#) about CITES, ACES, and conservation and sustainable use of wildlife renewed in April 2021 (in Japanese and English).
- Competent authorities reiterate to widely announce the prohibition on bringing ivory products in/out of Japan targeting those who travel across the borders.
Posters to raise attention are displayed in neighboring countries where Japan is placed among popular tourist destinations. The competent authorities also have formally requested businesses to prevent ivory products from being taken out of Japan without permissions.
- Notice on ivory trade regulations are announced at major tourist attractions in Japan in cooperation with local governments of several big cities. The Japan National Tourism Organization has posted related information on its website and app for foreign visitors.
- Capacity building training programs are consecutively implemented for officials in charge of monitoring and control on transactions of ivory.

Note: Major large-scale online shopping platform organizers such as Mercari and Rakuten in 2017 and Yahoo in 2019 have completely halted trading ivory products on their markets.

3. International cooperation

- Japan contributes to Range States' anti-poaching endeavor through the CITES Monitoring the Illegal Killing of Elephants (MIKE) Programme.
- In cooperation with China, Japan continues to seek an opportunity to organize a bilateral meeting between Management Authorities, which has been postponed due to Covid-19 pandemics. Through such dialogues, Japan fortifies collaboration with China as a neighboring country, which put in place bans on domestic trade, in order to prevent illegal trade in ivory products effectively.

4. Privately-held stocks of elephant ivory

(1) Whole tusks

In order to trade whole tusks domestically, each tusk must be registered under the Act on the Conservation of Endangered Species of Wild Fauna and Flora (ACES). The number and quantity of the registered whole tusks as of the end of December 2022 are shown below.

| Type of specimen | Number of tusks | Total weight (kg) |
|---------------------|-----------------|-------------------|
| Whole tusks | | |
| a) African elephant | 16,512 | 174,309 |
| b) Asian elephant | 144 | 794 |
| Total | 16,656 | 175,102 |

(2) Cut pieces, tips and ivory products

Ivories not in the form of whole tusk (i.e. cut pieces, tips or ivory products) are controlled through a registration system whereby business operators have to report to the authorities to be able to engage in domestic commercial trade. All of these operators, such as manufacturers, wholesalers or retailers, must register a certain amount of information such as their names, addresses and stockpiles to the authorities. Furthermore, they are obliged to submit to the authorities a report on the balance of stockpiles and an inventory describing the contents of transactions.

The quantity of cut pieces, tips and ivory products reported by the business operators as of the end of March 2022 are shown below.

(Cut pieces, tips)

| Description | Total weight (kg) |
|------------------|-------------------|
| Cut pieces, Tips | 75,949 |

(Products)

| Description | Total quantity |
|---|----------------|
| Sign seals | 829,025 |
| Accessories | 545,029 |
| Parts of accessories | 2,950,201 |
| Furnishing goods including parts | 39,029 |
| Stationeries including parts | 496 |
| Smoking supplies including parts | 5,806 |
| Buddhist altar articles including parts | 42,707 |
| Musical instruments including parts | 62,161 |
| Tableware including parts | 16,239 |
| Tea utensils including parts | 23,328 |
| Indoor recreational equipment including parts | 2,270 |
| Convenience goods including parts | 52,309 |
| Others | 42,921 |

Note:

Throughout this document, “legally imported” means:

-Whole ivory tusks, cut pieces of ivory and worked ivory products that had pre-existed in Japan ahead of the adoption of CITES trade ban (in 1980* for Asian elephants and 1990 for African elephant). *Japan joined CITES in 1980.

-Whole ivory tusks, cut pieces of ivory and worked ivory products which were imported to Japan with pre-convention certificates issued by exporting countries under CITES.

-Whole ivory tusks which were imported to Japan in 1999 and 2009, as exceptions approved under CITES.

Thailand

Thailand's response to Notification 2023/077- Closure of domestic ivory markets

In Notification No. 2023/077, the CITES Secretariat requests Parties that have not closed their domestic markets for commercial trade in raw and worked ivory to report on measures taken to ensure that their domestic ivory markets are not contributing to poaching or illegal trade.

1. Legislations for control of domestic ivory trade in Thailand

The Elephant Ivory Act B.E.2558 enacted in 2015 is still in place for regulating trade in ivory sourced from privately owned elephants (*Elephas maximus*) or captive elephants. The Act requires ivory to be registered. Registration of newly cut elephant ivory must be accompanied by a certificate of origin for elephant ivory issued by registrars of the Draught Animal Act. The certificate provides information around sourced elephant and photo, size and weight of the obtained ivory, to ensure legality of the domesticated ivory. Further, a written notification of change(s) related to the registered ivory is required, including transfer of ownership and modification of the ivory. Permit is required for domestic trade of the ivory. Ivory traders are obligated to keep accounts and submit copies to the officials at the specified timeframe. Upon selling ivory, the ivory traders are required to issue sale certificate(s) to customers for further registration. Any ivory trader that violates the Act shall be liable to imprisonment of not exceeding three years or a fine not exceeding six million baht (≈ USD 173,000) or both.

In 2019, the Wild Animal Reservation and Protection Act (WARPA) has been amended. The amended WARPA includes increase of penalty for violation. African elephant (*Loxodonta africana*) and wild Asian elephant (*Elephas maximus*) are still under protection of WARPA as protected species. As such, import, export, and domestic trade of its ivory without permission shall be punishable by a maximum term of imprisonment of 10 years or a maximum fine of one million baht (≈ USD 29,000) or both.

2. Monitoring and other supportive efforts

After easing from the COVID-19 restrictions, officers resume physical inspections of ivory shops countrywide to ensure domestic ivory trade not contribute to poaching of elephants or illegal trade of ivory. Surin in the Northeast and provinces of Nakhonsawan and Uthai Thani are ivory manufacturing areas and been comprehensively monitored to prevent entry of illegal ivory into the domestic markets. In addition, illegal trade has been monitored by the Wild Hawk and the Tiger King, specialized task forces, to address illegal wildlife trade, including those occurred on the internet.

Ivory stockpiles held by government has been annually inspected and reported to the CITES Secretariat within the timeframe. This inspection enables checks of the ivory stocks confiscated both by Thai Customs and Department of National Parks, Wildlife and Plant Conservation (DNP) and prevents leaking of confiscated ivory into markets.

Identification of the provenance of the ivory is a challenging task for enforcement authorities, Thailand applied Near Infrared Spectroscopy (NIRS) technique to differentiate ivory sourced from African, wild Asian, and domesticated Asian elephants. NIRS technique is a non-destructive method used to investigate composition of ivory which is mainly influenced by geochemical factors of habitat, food and water consumed by elephants. This study established the potential of NIRS to discriminate the ivory. Larger sample of ivory is needed to enable effective identification to facilitate future in-field investigations and trade monitoring to prevent the laundering of illegal ivory by enforcement officers.

To better understand domestic trade in the country, Thailand conducted a study of ivory supply chain. There are five key actor groups in the legal, domestic supply chain in Thailand: elephant owners, intermediaries, manufacturers, retailers, and ivory consumers. Tusks cutting is a non-lethal, long-established and necessary practice in domestic elephant keeping. Selling of tusks is increasing due to the rising living costs of Thai elephant owners. The legal ivory trade provides extra income for Thai elephant owners, but market access is not equal among them. Elephant keeping networks facilitate the flow of raw ivory to buyers. This finding emphasizes potential in these networks for further communication and engagement. Each year, Thai domesticated elephants supply, at least, ≈375 kg of legal raw ivory. About 65% of this is possessed privately; the remaining 35% supplies the commercial manufacturing of ivory products. Newly-obtained ivory became the major source of the supply entering the commercial trade. Further monitoring of the supply chain, based on the study, include the trade volume and the market price of the raw ivory that will provide useful information about market interactions and the potential entry of illegal stock. With stable demand, the increased availability of illegal stock should decrease the price of Thai ivory and result in the lowering of the

legal supply volume used in manufacturing. Trade monitoring will also highlight the proportional change between newly obtained and pre-legislation stocks in manufacturing.

3. Public educations and demand reductions

Thailand has continually reinforced understanding among public on ivory-related legislations and impact of illegal ivory trade, as well as informing foreign visitors not to buy and take ivory product out of Thailand. Public education campaigns largely conducted in key locations such as airports, shopping centers, tourist attractions, and flea markets, where a large number of foreign tourists visit. These campaigns also aim to educate local children and students about wildlife conservation to create a collective effort in curbing unlawful trade of ivory, and foster a culture of protection for elephant species. - 3 -

In addition to activities carried out by DNP, there are comprehensive campaigns of demand reductions campaigns conducted in the past couple of years by NGOs, including USAID, TRAFFIC, WWF and WildAid, with close collaborations with DNP. These include the following activities.

The "Travel Ivory Free" campaign, organized by WWF has been launched to raise awareness and promote responsible tourism in Thailand, aligning with the Tourism Authority of Thailand (TAT) policy. This collective initiative sought to empower travellers and Thai citizens to make conscientious choices by refraining from purchasing ivory and embracing sustainable souvenirs and gifts. By encouraging mindful consumption during travels in Thailand, the campaign aspired to make a positive impact on elephant conservation efforts, aligned with the vision of preserving Thailand's wildlife for future generations. With support of education sector, WWF's also conducted trainings to educate Thai tourist guides around impacts of illegal ivory trade to wildlife conservation.

The Ivory Free campaign, launched in Thailand by WildAid, highlights the devastating impact of ivory poaching on African elephant populations. Through mass communications such as billboards, video public service announcements, social media efforts, and a web app, the campaign encourages people not to buy ivory and supports stronger enforcement against illegal ivory shipments. With a focus on key countries, including Thailand, the campaign seeks to challenge misconceptions about ivory and rally public support to end demand for ivory products. In Thailand, where elephants hold cultural significance, the campaign aligns with the nation's pride in protecting this majestic creature, and emphasizes the Thai public's vital role in saving elephants from the poaching crisis.

Based on findings obtained by the USAID Wildlife Asia's study around beliefs driving ivory consumption in Thailand, WildAid, with collaboration with the International Network of Engaged Buddhists (INEB), conducted a two-day practical training for Buddhist monks and nuns to provide information on illegal wildlife trafficking, laws, and strategies to reduce the demand for wildlife products. This involved producing printing media for Buddhist monks and nuns to use in disseminating information to their followers, with content related to laws and related penalties, aiming to communicate with the general public.

The United States Agency for International Development (USAID) collaborated with DNP and WildAid to launch the "Beautiful without Ivory" campaign. It aimed to reduce the usage and purchase of elephant ivory jewelry and accessories among women. Prominent figures, such as a Thai supermodel and a renowned astrology, have joined these demand reduction champions. Based on the achievements of the 2020 "Beautiful without Ivory" campaign, which effectively targeted individuals drawn to ivory jewelry due to its perceived beauty, survey results revealed a significant 50% decrease in the demand and social acceptability of ivory consumption among potential Thai consumers. Building on this success, the campaign further endeavored to dissuade women from seeking ivory products, promoting ethical alternatives and fostering a transformative shift in consumer behavior to safeguard elephants and their natural habitats.

United Kingdom of Great Britain and Northern Ireland

The UK Ivory Act 2018 came into force on 6 June 2022. The Act bans dealing in items containing or made of elephant ivory, unless they are registered as exempt or certified as exempt, under the Ivory Act 2018. Dealing in ivory means: to buy, sell or hire it; offer or arrange to buy, sell or hire it; keep it for sale or hire; export it from the UK for sale or hire; or import it into the UK for sale or hire.

There are five exemptions from the ban for:

- musical instruments made before 1975 with less than 20% ivory by volume
- items made before 3 March 1947 with less than 10% ivory by volume
- portrait miniatures made before 1918 with a total surface area of no more than 320 square centimetres
- items a qualifying museum intends to buy or hire
- items made before 1918 that are of outstandingly high artistic, cultural or historical value.

On 23 May 2023 the UK Government announced they intend to extend the Ivory Act 2018 to hippopotamus, walrus, narwhal, killer whale (orca) and sperm whale.



EUROPEAN COMMISSION
DIRECTORATE-GENERAL ENVIRONMENT
Directorate F – Green Diplomacy & Multilateralism
ENV.F.3 – Global Environmental Cooperation & Multilateralism
Head of Unit

Brussels
ENV.F.3/CITES

CITES Secretariat
Palais des Nations
Avenue de la Paix 8-14
1211 Genève 10
Switzerland

Email: info@cites.org;
tanya.mcgregor@un.org

Subject: Reply by the EU and its Member States to CITES Notification 2023/077

Dear Sir, / Dear Madam,

In response to CITES [Notification 2023/077](#), please find enclosed the reply by the EU and its Member States.

Yours faithfully,

e-signed

Jorge RODRÍGUEZ ROMERO

Contact: env-cites@ec.europa.eu

Enclosure: EU and EU Member States coordinated reply

Copy: CITES Management and Scientific Authorities in the EU Member States

EU coordinated reply to CITES Notification 2023/077

In its Notification 2023/077, the CITES Secretariat invites Parties that have not closed their domestic markets for commercial trade in raw and worked ivory to submit a report, or to provide an update on the previous report submitted in 2020 and 2021, on measures taken to ensure that their domestic ivory markets are not contributing to poaching or illegal trade. The EU and its Member States welcome the opportunity to provide an update on its previous report in response to Notification 2021/005.

The EU and its Member States took further steps aimed at effectively banning most forms of trade in ivory. On 16 December 2021, the EU legislation was further amended in order to remove the general exemption, which allowed worked ivory specimens that were acquired more than 50 years previously to be traded in the EU without a certificate. ⁽¹⁾

Furthermore, on 30 December 2021 the European Commission adopted a revised Guidance Document on EU regime governing trade in ivory. ⁽²⁾ The revised guidance complements the measures under the EU Wildlife Trade Regulations and intends to help authorities, citizens and businesses understand and apply the rules concerning ivory trade.

As a result of the measures mentioned above, which come on top of the already stricter domestic measures that have been in place in the EU and its Member States for many years, commercial trade in ivory both in and from/to the EU is effectively banned, with very narrow exceptions: for antiques and musical instruments.

In more detail, the new measures:

- Have effectively banned internal EU trade in worked ivory items except for antiques produced before 1947 (“pre-1947 antiques”) and musical instruments containing ivory obtained before 1975 (“pre-1975 musical instruments” ⁽³⁾).
- Have effectively banned the remaining internal EU trade in raw ivory with a very narrow exception for repairs of pre-1975 musical instruments and pre-1947 antiques of high cultural, artistic or historical importance held by a museum or a public institution. The ivory for the repair must be legally obtained from existing stocks and transactions are subject to close scrutiny by authorities.
- Have effectively banned import and re-export of worked ivory items, except for pre-1975 musical instruments and sales of pre-1947 antiques of high cultural, artistic or historical importance to museums.

The above few exceptions to the trade ban require a permit or certificate issued by Member States CITES authorities. The exceptions will be monitored to ensure that the purpose of

⁽¹⁾ Commission Regulation (EU) 2021/2280 of 16 December 2021 amending Council Regulation (EC) No 338/97 on the protection of species of wild fauna and flora by regulating trade therein and Commission Regulation (EC) No 865/2006 laying down detailed rules concerning the implementation of Council Regulation (EC) No 338/97 - [EUR-Lex - 32021R2280 - EN - EUR-Lex \(europa.eu\)](#)

⁽²⁾ Revised Guidance document on EU regime governing trade in ivory C(2021) 9168 final - <https://eur-lex.europa.eu/legal-content/EN/TXT/?uri=CELEX%3A52021XC1230%2803%29>

⁽³⁾ Additional information on musical instruments can be found in a dedicated document with questions and answers <https://circabc.europa.eu/ui/group/3f466d71-92a7-49eb-9c63-6cb0fadf29dc/library/6ba455cc-c801-4df5-b385-97586c615ae8/details?download=true>

the measures is achieved, i.e. that there is no risk of contributing to poaching or trafficking, as also reflected in the revised EU Action Plan against Wildlife Trafficking. ⁽⁴⁾

The revision of EU rules on ivory trade followed broad consultation with stakeholders and Member States CITES authorities and delivered on the EU's commitment to take further action against elephant poaching and ivory trafficking, including as reflected in the EU Biodiversity Strategy for 2030. ⁽⁵⁾

⁽⁴⁾ https://environment.ec.europa.eu/topics/nature-and-biodiversity/wildlife-trade_en#eu-wildlife-action-plans

⁽⁵⁾ https://ec.europa.eu/environment/nature/biodiversity/strategy/index_en.htm



forestry, fisheries & the environment

Department:
Forestry, Fisheries and the Environment
REPUBLIC OF SOUTH AFRICA

Private Bag X447, Pretoria, 0001, Environment House, 473 Steve Biko Road, Pretoria, 0002 Tel: +27 12 399 9000, Fax: +27 86 625 1042

Ref: Notification 2023/077
Enquiries: Sonja Meintjes
Tel: 012 399 9597 **Email:** smeintjes@dffe.gov.za

Secretary General
CITES Secretariat
International Environment House
11 Chemin des Anémones
CH-1219 Châtelaine,
GENEVA
Switzerland

Email: tanya.mcgregor@un.org; info@cites.org

CLOSURE OF DOMESTIC IVORY MARKETS: SOUTH AFRICA

I refer to Notification 2023/077 dated 10 July 2023 with regard to the above.

Further to the response from South Africa to Notification 2020/026, we would like to inform the Secretariat that in 2021, only 10 elephants were killed while there was a slight increase in 2022 when 29 elephants were killed illegally.

South Africa reported 12 ivory seizures in its CITES illegal trade report for 2021 consisting of raw and worked ivory.

Yours sincerely

Ms Nomfundo Tshabalala
Director-General
Department of Forestry, Fisheries & the Environment
Letter signed by: Frances Craigie
Designation: Chief-Director: Sector Enforcement
Date: 2023-07-28



Batho pele- putting people first

The processing of personal information by the Department of Forestry, Fisheries and the Environment is done lawfully and not excessive to the purpose of processing in compliance with the POPI Act, any codes of conduct issued by the Information Regulator in terms of the POPI Act and / or relevant legislation providing appropriate security safeguards for the processing of personal information of others.



United States Department of the Interior



FISH AND WILDLIFE SERVICE

International Affairs
5275 Leesburg Pike, MS: IA
Falls Church, VA 22041-3803

August 3, 2023

Secretary General
CITES Secretariat
11, Chemin des Anémones
CH-1219 Châtelaine-Geneva
Switzerland

via email: info@cites.org and tanya.mcgregor@un.org

Dear Secretary General:

This letter is in response to Notification to the Parties No. 2023/077, *Request for information: Closure of domestic ivory markets* (July 10, 2023). Notification to the Parties No. 2023/077 invites Parties that have not closed their domestic markets for commercial trade in raw and worked ivory are hereby requested to report to the Secretariat on the measures taken to ensure that their domestic ivory markets are not contributing to poaching or illegal trade.

As we reported in 2018, in response to Notification to the Parties No. 2017/077, *Closure of domestic ivory markets that are contributing to poaching or illegal trade* (December 19, 2017), the United States has taken steps in recent years to ensure that its domestic ivory market is not contributing to poaching or illegal trade. U.S. trade in elephant ivory is regulated under a suite of Federal and State laws. Relevant Federal laws include the U.S. Endangered Species Act (ESA), the African Elephant Conservation Act, and U.S. CITES-implementing regulations (50 CFR part 23). In 2015, in response to the unparalleled poaching crisis in Africa, we began a rulemaking process and ultimately put in place (effective July 6, 2016) a near-total ban on trade in elephant ivory in the United States. Under the current rules, commercial import and most non-commercial import of African elephant ivory is prohibited, and there has been no change to these rules. However, as we noted previously, we continue to allow certain activities that are not contributing to the poaching of elephants, including movement of ivory for law enforcement and *bona fide* scientific purposes, and the noncommercial movement of certain items containing pre-Convention ivory, such as museum specimens and musical instruments. Within the United States, interstate commerce (e.g., trade across U.S. State lines) is prohibited, with certain limited exceptions, including for antiques and items that contain only small amounts of ivory. Some U.S. States also restrict or prohibit trade in ivory. Our revised ESA regulations for the African elephant, adopted in 2016, are available at <https://www.fws.gov/policy/library/2016/2016-13173.pdf> and additional information is also available at <https://www.fws.gov/guidance/sites/guidance/files/documents/What%20Can%20I%20Do%20With%20My%20Ivory.pdf>

We appreciate the opportunity provide information on the status of the U.S. domestic ivory market and to confirm that the United States has taken steps to put in place a near total ban on trade in elephant ivory to ensure that its domestic ivory market is not contributing to poaching or illegal trade. Thank you for your efforts to compile information on this important topic.

Sincerely,

Naimah Aziz, Head
Division of Management Authority

**Ministry of Environment, Climate, Tourism and Hospitality
Industry Zimbabwe**



Zimbabwe Parks and Wildlife Management Authority



**Zimbabwe's Domestic Ivory Trade
August 2023**

1.0 Introduction

Domestic ivory trade provides livelihoods to some households in Zimbabwe. As such the government guards jealously the domestic ivory trade.

1.1 Regulatory Framework

Zimbabwe's wildlife trade is regulated by national laws namely;

1.1.1 Parks and Wildlife Act: Chapter 20:14.

1.1.2 Statutory Instrument 362 of 1990, Parks and Wildlife General Regulations.

1.1.3 Statutory Instrument 76 Of 1998, Parks and Wildlife Export and Import Wildlife regulations.

1.1.4 Statutory Instrument 85 and 86 of 2010 Import and Export quantities.

2.0 LICENCING AND LAW ENFORCEMENT

2.1 Operators

Players in the ivory industry are licensed by the Zimbabwe Parks and Wildlife Management Authority, which is the CITES Management Authority in the country. Each property/location is thus issued with an Ivory manufacturers' licence. In addition, the workers who handle ivory are also issued with an ivory carvers licence. This means that everyone who carves ivory must be licensed. This system effectively closes all backyard ivory carving activities in the country.

2.2 Enforcement

- Trade in wildlife products is enforced through a licensing system.
- Licenses are only issued after national vetting of the applicant against wildlife and other related criminal records.
- Licenses are valid for a calendar year and renewable annually. Renewal is subject to compliance in the previous year.

3.0 Categories of Game Products licenses

All traders who deal in ivory and other game products are registered and licensed by Zimbabwe Parks and Wildlife Management Authority which is the CITES Management Authority. They are mandated to keep records of their transactions and to submit monthly and annual returns. The license categories are

- Ivory Manufacturers License,
- Ivory carvers License,
- Trophy Dealers License and
- Trophy Retailers License.

3.1.1 Ivory Manufacturers License

This authorizes the holder to manufacture and sell ivory products only.

- No ivory is re-sold in its raw state.
- Ivory products sold to clients are treated as personal belongings and cannot be commercialized.

3.1.2 Ivory Carver's license

This is issued to the employees of Ivory Manufactures and are responsible for actual carving of ivory.

3.1.3 Trophy Dealers License

Authorizes the holder to manufacture other game products except ivory and products from specially protected species.

3.1.4 Trophy Retailers License

Authorizes the holder to sell ivory products purchased from licensed Ivory Manufactures and other game products purchased from licensed Trophy Dealers. Trophy Retailers keep registers of what they would have purchased from Ivory Manufactures and Trophy Dealers.

4.0 Disposal of Ivory Products

4.1 Chain of production

Figure 4.1 shows the chain of ivory from the field where it is collected until it reaches the consumer.

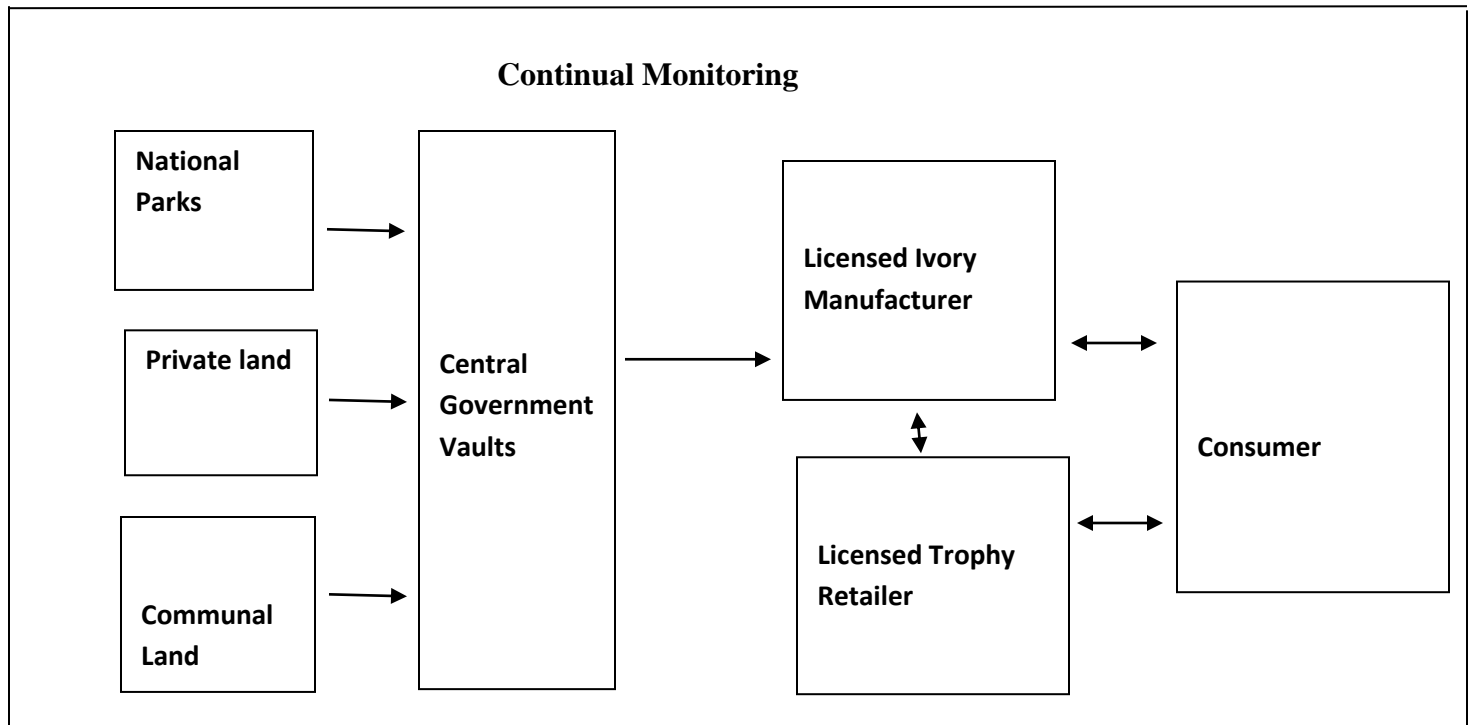


Fig 4.1 Ivory Disposal Chain

4.2 Supply of raw Ivory by the State

- Ivory from National parks, private land and communal land from natural mortality is moved to central vaults using prescribed paper work including the use of registers and issue vouchers. As such, traceability of national ivory is thus guaranteed.
- Zimbabwe Parks and Wildlife Management Authority is the sole supplier of raw ivory.
- Ivory Manufacturers are only allowed to buy raw ivory from the Authority's Central stores.

4.3 Disposal of Ivory products by Ivory Manufactures

- Manufactured Ivory products are sold directly to Trophy Retailers and individual clients.
- Manufactures are only allowed to sell ivory products from the premises to which the license relates.
- Street vending of ivory is strictly prohibited.

- Clients can only buy from licensed dealers whose licenses are displayed in shops.
- Products sold to individual clients are solely for personal use and cannot be commercialized.

4.4 Disposal of Ivory products by Trophy Retailers

- Trophy Retailers are only allowed to sell ivory products from the premises to which the license relates.
- Products are sold directly to individual clients.
- Street vending is strictly prohibited.
- Clients can only buy from licensed dealers whose licenses are displayed in shops.
- Products sold to individual clients are solely for personal use and cannot be commercialized.

5.0 Export of ivory products

- An individual is restricted to a maximum of five (5) ivory products, weighing up to 10kgs and not exceeding US\$5000.00 on export under (P) personal category.
- Export of ivory products is accompanied by a CITES export/import permit.
- Products meant for export are physically presented to the Authority for inspection and verification before an export permit is issued.
- Ivory products are carried in person to a specific destination indicated on export permit.
- At the port of exit, all products are inspected against accompanying export documents.

6.0 Recording, Traceability and Reporting Systems

6.1 The Management Authority keeps and maintains an Ivory database system which links ivory from source to retailer.

6.2 Ivory Manufacturers submit a monthly returns and annual returns using standard form covering the following information;

- Raw ivory purchased during the month.
- Description and quantity of manufactured items.
- Description and quantity of manufactured items and raw ivory in stock at the end of each month.
- Description and quantity of items sold.
- Dust- accumulated dust and off-cuts from each manufactured tusk.
- Offcuts- accumulated offcuts and offcuts from each manufactured tusk.

6.2 Trophy Dealers and Trophy Retailers also use standard forms to report stocks on trade.

7.0 Monitoring and Awareness Campaigns

- Periodic inspections of dealers' premises are conducted by the CITES Management Authority.
- *Ad hoc* inspections are also carried out.
- Movement of products on trade is monitored through monthly returns, export permits and other reports.
- Awareness campaigns to dealers and visiting clients is conducted concurrently with the inspection exercise.
- Awareness campaigns are carried out in schools, colleges, regional and national exhibitions. Radio programs, pamphlets, posters and banners are also employed to disseminate information.
- Border control personnel and other law enforcement agents assist in monitoring the movement of goods across borders.
- Training of other law enforcement Agents such as the Zimbabwe Republic Police, Prosecution Authorities and the Judiciary on Ivory related issues is done.
- Joint operation with other law enforcement Agents is carried out.

8.0 Prosecution

8.1 Elephants are regarded as highly protected.

8.2 Possession of ivory has a mandatory of nine years jail sentence.

8.3 The crime is premised on just possession. Other elements of crime such as intention, culpability etc. are not necessary to prove. This makes it easy to convict criminals.

8.4 Environment court has been approved to cater for such crimes. This will speed the prosecution and develop specialized human capital in wildlife prosecution.