

A close-up photograph of two birds, possibly songbirds, with orange-brown heads and greyish-brown bodies. They are positioned behind vertical blue bars, looking out with intense, focused expressions. The background is blurred, suggesting an indoor enclosure.

TRAFFIC

SONGBIRD TRADE OBSERVATIONS AND SEIZURES IN SOUTHEAST ASIA

Serene Chng
Senior Programme Officer
TRAFFIC International – Southeast Asia



**86,000+ BIRDS FROM MARKET
SURVEYS IN 14 MAJOR CITIES
MOSTLY SONGBIRDS**



19,036 birds
206 species



22,911 birds
241 species



7,279 birds
130 species

BEYOND THE STATS

Identifying trends & issues

Dominant species

Original range

Source

Prices over time

Emerging species of concern



1,271 birds
117 species



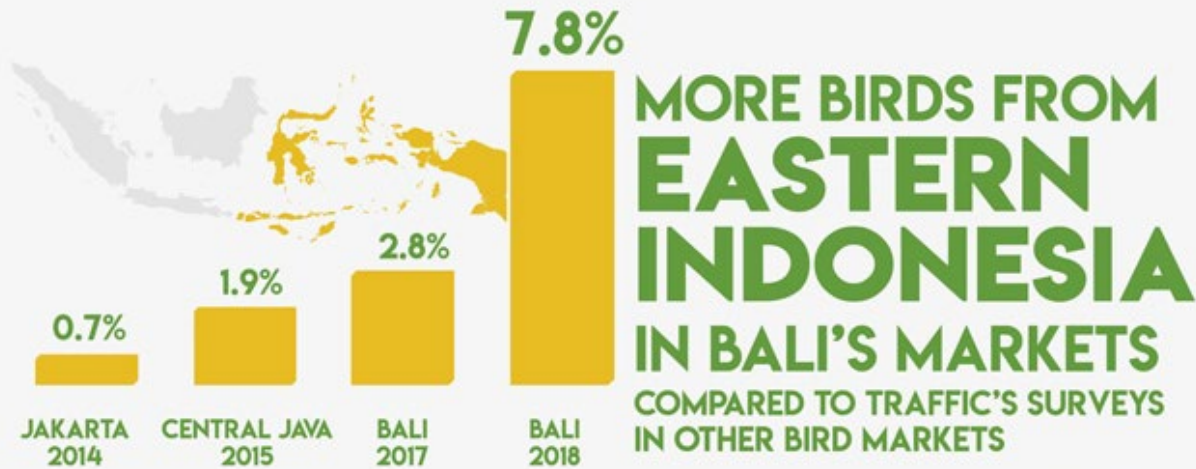
14,085 birds
109 species



8,047 birds
115 species

WHAT ARE BALI'S BIRD MARKETS SELLING?

In October 2017 and 2018, TRAFFIC's snapshot surveys of two of Bali's biggest bird markets in Denpasar found 5,228 and 7,258 birds respectively. Trappers appear to be turning to less accessible mountains and islands. Worrying? We think so.



MORE BIRDS FROM MONTANE HABITATS :

2017 : 352 BIRDS (25 SPECIES)
2018 : 574 BIRDS (34 SPECIES)

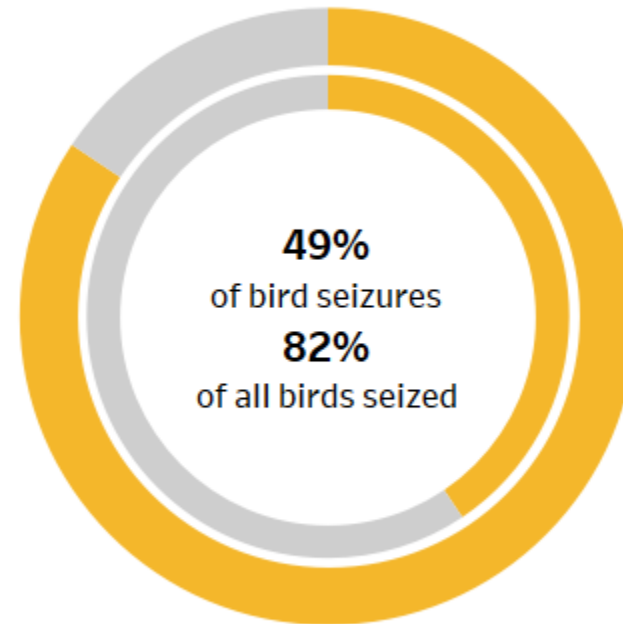


**SEIZURES ARE AN INDICATION OF ILLEGAL
TRADE AND ENFORCEMENT EFFORT**

SONGBIRDS

49% OF BIRD SEIZURES IN SEA
- 1126 SONGBIRD SEIZURES

82% OF CONFISCATED BIRDS IN
SEA - 527,820 SEIZED
SONGBIRDS



TOP FAMILIES BY VOLUME

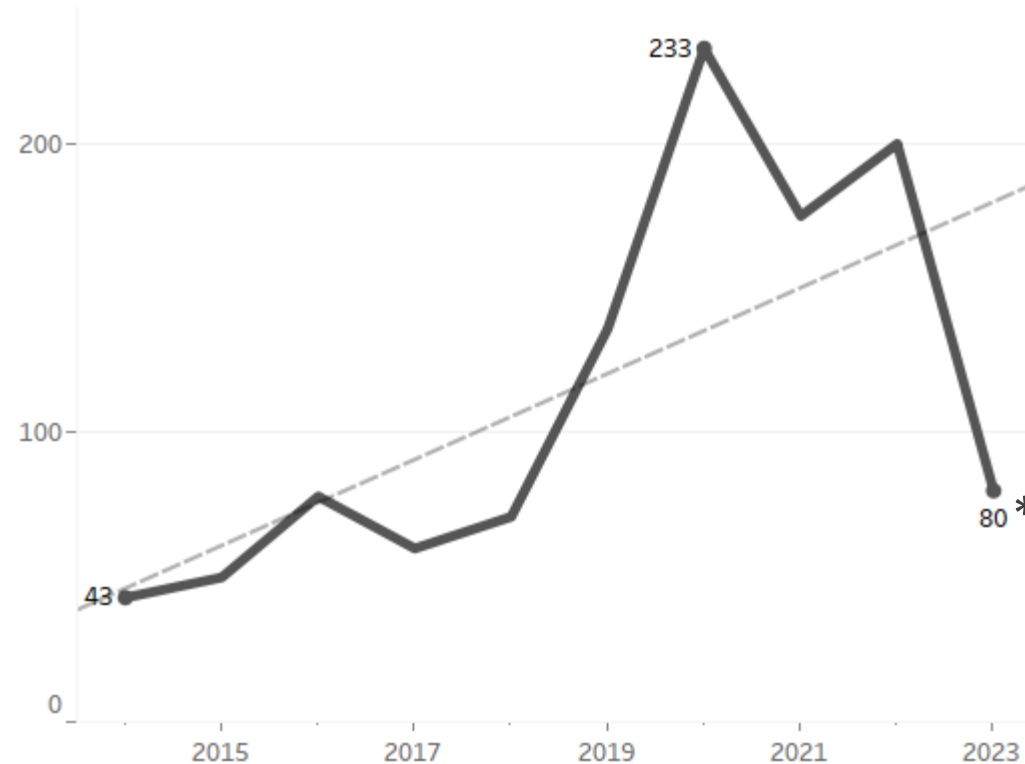
Top confiscated bird species families across Southeast Asia

Number of birds of taxa >2999 | 2014-2023 | source: TRAFFIC

		2014	2015	2016	2017	2018	2019	2020	2021	2022	2023*	Total
Passeriformes	Cisticolidae					16.1K	14.5K	22.8K	22.9K	16.8K	9.9K	104.0K
	Muscicapidae		2.6K	6.2K	9.8K		6.9K	23.6K	14.8K	12.4K	1.3K	79.5K
	Zosteropidae			1.0K	1.1K	11.1K	7.1K	8.7K	12.3K	11.2K	2.5K	55.9K
	Sturnidae		2.0K	1.7K	1.1K	4.2K	3.6K	8.9K	10.1K	13.3K	2.1K	47.5K
	Pycnonotidae				1.6K	7.6K	3.6K	8.3K	6.4K	15.7K	3.1K	47.1K
	Nectariniidae					5.3K	7.9K	10.2K	5.9K	4.4K	1.2K	35.4K
	Paridae					6.8K	2.6K	10.8K	5.5K	3.3K	1.4K	31.0K
	Chloropseidae		2.5K			3.8K	2.0K	4.6K	5.8K	8.7K	1.6K	30.9K
	Estrildidae						1.4K	1.7K	7.2K	3.7K	3.4K	19.3K
	Ploceidae			1.5K		1.6K	2.0K	1.7K		1.6K		9.6K
	Turdidae								3.1K	3.6K	1.3K	8.8K
	Alaudidae								5.1K		1.2K	7.6K
	Laniidae								4.7K		1.2K	7.1K
	Platylophidae					3.0K				2.8K		6.4K
	Meliphagidae								3.3K		2.4K	6.3K
	Dicruridae					3.0K					1.5K	5.2K
	Oriolidae							1.3K			1.7K	4.2K
	Leiotrichidae							1.0K				4.1K
	Corvidae							1.1K	1.4K			3.8K
	Sittidae					3.0K						3.4K
Psittaciformes	Psittacidae		1.2K	2.1K		1.4K	2.3K	4.9K	5.3K	5.6K	1.0K	24.8K
	Cacatuidae											3.5K
Columbiformes	Columbidae		1.1K			6.7K	1.8K	1.5K	1.6K	1.2K		16.0K
Strigiformes	Strigiformes					3.0K						3.3K

**5X
SEIZURES
2014-2020**

Songbird seizures trend in Southeast Asia
Number of incidents | source: TRAFFIC

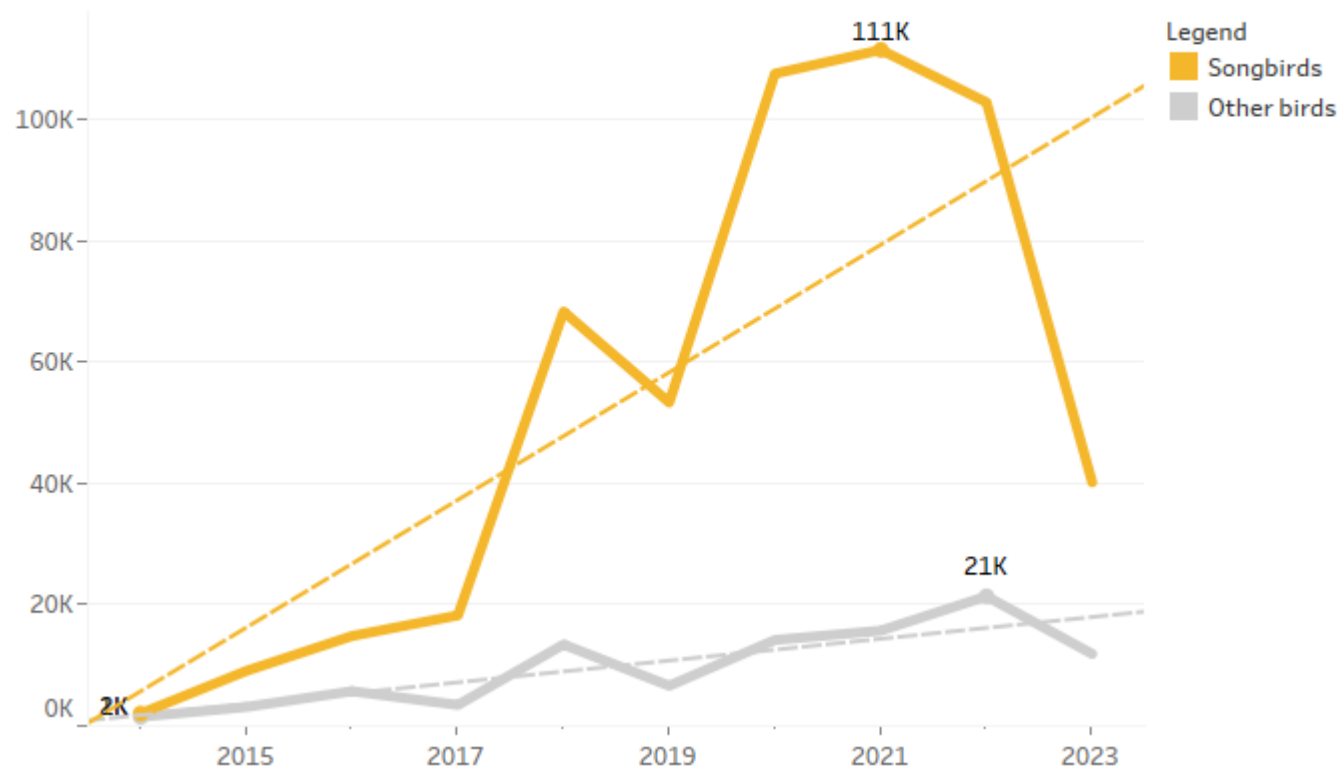


* 2023 data is not complete and consolidated yet

**55X
VOLUME
2014-2021**

Confiscated birds Volume trend across Southeast Asia

Number of birds | source: TRAFFIC



* 2023 data is not complete and consolidated yet

NUMBER OF CONFISCATION INCIDENTS

ID: Lampung,
Surabaya, Riau
Islands

TH: Bangkok

TH-MY border

Songbird trafficking hotspots across Southeast Asia

Number of incidents | 2014-2023 | source: TRAFFIC



SEIZURES TIMELAPSE

Increase over time

Songbird trafficking hotspots across Southeast Asia
Number of incidents | 2014 | source: TRAFFIC



VOLUME OF CONFISCATED BIRDS

ID: Lampung,
Surabaya

Bird trafficking hotspots across Southeast Asia

Number of bird individuals | 2014-2023 | source: TRAFFIC



VOLUMES TIMELAPSE

Increase over time

Songbird trafficking hotspots across Southeast Asia

Number of bird individuals | 2014 | source: TRAFFIC



TOP TAXA SEIZED

Top confiscated passeriformes species across Southeast Asia

Number of birds of taxa >3999 | 2014-2023 | source: TRAFFIC

		2014	2015	2016	2017	2018	2019	2020	2021	2022	2023*	Total
Cisticolidae	Cisticolidae					6.0K		8.4K	1.6K	2.6K	6.1K	25.2K
	Orthotomus					4.2K						4.9K
	Orthotomus ruficeps							3.0K	1.8K	3.5K		8.9K
	Prinia					5.6K	8.9K	4.3K	8.2K	2.0K	2.2K	31.4K
	Prinia familiaris						2.3K	6.7K	8.7K	8.5K		27.3K
Muscicapidae	Copsychus malabaricus		2.3K	3.2K	2.5K		2.6K	4.7K	2.4K	5.3K		24.9K
	Copsychus saularis			1.4K	7.2K		2.7K	18.1K	8.6K	2.8K		41.4K
Zosteropidae	Zosteropidae					6.2K	2.1K					9.9K
	Zosterops					4.7K	4.6K	6.7K	4.4K	5.9K	2.0K	29.9K
	Zosterops japonicus								2.8K	4.3K		7.3K
Sturnidae	Acridotheres javanicus					3.6K	2.5K	5.9K	7.8K	9.1K		30.7K
	Gracula religiosa									2.9K		5.0K
Pycnonotidae	Pycnonotus goiavier					4.3K	2.0K	5.4K	2.0K	6.1K	1.3K	21.1K
	Pycnonotus jocosus									3.0K		5.7K
	Pycnonotus plumosus					3.0K				3.1K		6.7K
Nectariniidae	Leptocoma brasiliana						1.9K	4.4K	1.1K			9.0K
	Nectariniidae					4.3K	5.9K	5.2K	3.3K	1.0K		19.8K
Paridae	Parus cinereus					6.8K	2.6K	10.0K	5.0K	3.3K		28.2K
Chloropseidae	Chloropsis sonnerati		2.0K			3.5K		2.7K	3.2K	4.7K		19.3K
Estrildidae	Lonchura oryzivora							1.6K	1.0K	1.9K		6.3K
	Taeniopygia guttata								3.2K		1.2K	4.4K
Alaudidae	Mirafra javanica								5.1K		1.2K	7.6K
Laniidae	Lanius schach								4.7K		1.2K	6.9K
Ploceidae	Ploceus manyar					1.6K	2.0K	1.3K		1.6K		6.6K
Platylophidae	Platylophus galericulatus					3.0K				2.8K		6.4K
Dicruridae	Dicrurus					3.0K					1.5K	4.6K
Turdidae	Geokichla interpres									2.7K	1.2K	4.4K
Oriolidae	Oriolus chinensis							1.2K			1.6K	4.0K

* 2023 data is not complete and consolidated yet

10% OF INCIDENTS INCLUDED INFORMATION ON **INTERNATIONAL ROUTES**

11 EXPORTING / TRANSIT COUNTRIES

17 DESTINATION COUNTRIES

Routes by volume
of birds confiscated

→ 2 - 1694

→ 1694 - 3762

→ 3762 - 24485

to US



SONGBIRDS ARE CROSSING BORDERS FROM SOURCE TO MARKET



TOP TAXA SEIZED

Top confiscated passeriformes species across Southeast Asia

Number of birds of taxa >3999 | 2014-2023 | source: TRAFFIC

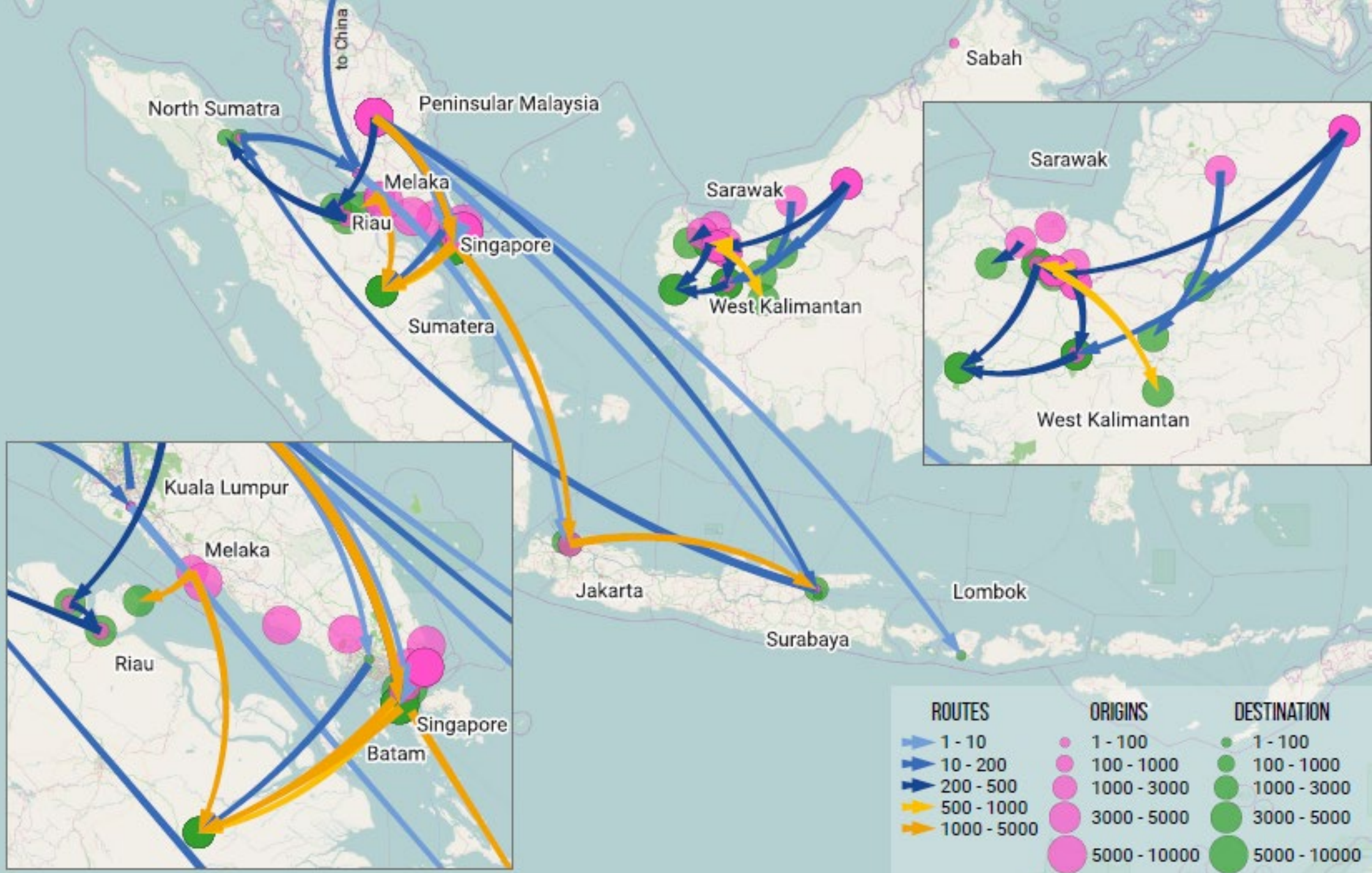
		2014	2015	2016	2017	2018	2019	2020	2021	2022	2023*	Total
Cisticolidae	Cisticolidae					6.0K		8.4K	1.6K	2.6K	6.1K	25.2K
	Orthotomus					4.2K						4.9K
	Orthotomus ruficeps							3.0K	1.8K	3.5K		8.9K
	Prinia					5.6K	8.9K	4.3K	8.2K	2.0K	2.2K	31.4K
	Prinia familiaris						2.3K	6.7K	8.7K	8.5K		27.3K
Muscicapidae	Copsychus malabaricus		2.3K	3.2K	2.5K		2.6K	4.7K	2.4K	5.3K		24.9K
	Copsychus saularis			1.4K	7.2K		2.7K	18.1K	8.6K	2.8K		41.4K
Zosteropidae	Zosteropidae					6.2K	2.1K					9.9K
	Zosterops					4.7K	4.6K	6.7K	4.4K	5.9K	2.0K	29.9K
	Zosterops japonicus								2.8K	4.3K		7.3K
Sturnidae	Acridotheres javanicus					3.6K	2.5K	5.9K	7.8K	9.1K		30.7K
	Gracula religiosa									2.9K		5.0K
Pycnonotidae	Pycnonotus goiavier					4.3K	2.0K	5.4K	2.0K	6.1K	1.3K	21.1K
	Pycnonotus jocosus									3.0K		5.7K
	Pycnonotus plumosus					3.0K				3.1K		6.7K
Nectariniidae	Leptocoma brasiliana						1.9K	4.4K	1.1K			9.0K
	Nectariniidae					4.3K	5.9K	5.2K	3.3K	1.0K		19.8K
Paridae	Parus cinereus					6.8K	2.6K	10.0K	5.0K	3.3K		28.2K
Chloropseidae	Chloropsis sonnerati		2.0K			3.5K		2.7K	3.2K	4.7K		19.3K
Estrildidae	Lonchura oryzivora							1.6K	1.0K	1.9K		6.3K
	Taeniopygia guttata								3.2K		1.2K	4.4K
Alaudidae	Mirafra javanica								5.1K		1.2K	7.6K
Laniidae	Lanius schach								4.7K		1.2K	6.9K
Ploceidae	Ploceus manyar					1.6K	2.0K	1.3K		1.6K		6.6K
Platylophidae	Platylophus galericulatus					3.0K				2.8K		6.4K
Dicruridae	Dicrurus					3.0K					1.5K	4.6K
Turdidae	Geokichla interpres									2.7K	1.2K	4.4K
Oriolidae	Oriolus chinensis							1.2K			1.6K	4.0K

* 2023 data is not complete and consolidated yet

MALAYSIA'S ORIENTAL MAGPIE-ROBINS

2015 - 2020: **26,950** birds in **44** seizures involving MY
64% smuggled from Malaysia to Indonesia
66% seized in 2020 alone





THANK YOU

Mandai Nature and an anonymous donor for generously supporting our bird trade work

Fellow researchers, report authors and collaborators



CONTACT: serene.chng@traffic.org



FIND OUT MORE: traffic.org | facebook.com/trafficsea